

24-25

lighting & electrical catalog

vito[®]
all about lighting

lighting
& electrical
catalog

vito[®]
all about lighting

VITO has a widespread international network of highly-valued business partners in over 40 countries. Vito is presented in West and East Europe, Middle East, Middle Asia and Africa.

OUR AIM

Our aim is the understanding of our partners' needs and stays at the centre of our business cooperation. We care for 2-way business-to business cooperation. Together with our customers, we're redefining the future of lighting. We're creating the lighting company of the future.

OUR VALUES

VITO with all workers and customers are a big family with common values holding us together and aware of the most important responsibility of future hopes and beliefs. We know that to live common values that hold us together is the most important condition.

OUR MISSION

Our mission is to be focused to ensure high reliability and cost effective solutions to all consumers. We keep improving our components and products, productivity, quality control, added value, and cost reduction in order to offer market-aligned solutions worldwide.

Our new catalog 2024-2025 offers new solutions based on customers demands & our creativity.

More specific:

New series of architectural lighting.

New series of decorative lighting fixtures.

New series of indoor and outdoor led strips.

New aluminium profiles & controllers for led strips.

New series of solar lighting fixtures.

New luminaires for urban and street lighting.

New series of high luminosity bulbs and much more...

Now you have only to open the catalog and explore the entire range of our products.

1

TRACK LIGHTS

MAGNETIC & SINGLE PHASE
TRACK LIGHTING SYSTEMS



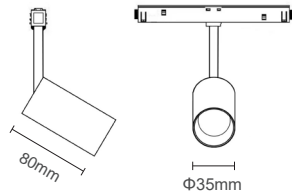
GENERAL INFORMATION

MAGNA S1 is a rotatable led spot track lights family, equiped with CREE LED sources.

The solutions subject of proposal vary in terms of form and type of installation, with one common denominator: the quality of our products. It can be operate on the magnetic 2 lines track rails of S20, Recessed, Surface & Suspended systems.

They are equiped with microprismatic diffuser with 24° and UGR<15.

Housing of aluminum board electrostatically painted with sandblasted finishing in sand black.



MAGNETIC LED TRACK LIGHTS



24°



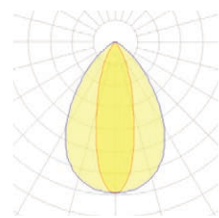
Sand black



MAGNA S1X 5



PHOTOMETRIC DIAGRAM



2101980 - Black color	5W	400lm	3000K
2101990 - Black color	5W	410lm	4000K

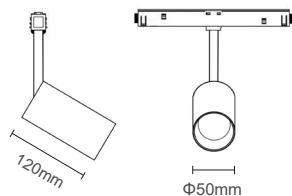
GENERAL INFORMATION

MAGNA S1 is a rotatable led spot track lights family, equiped with CREE LED sources.

The solutions subject of proposal vary in terms of form and type of installation, with one common denominator: the quality of our products. It can be operate on the magnetic 2 lines track rails of S20, Recessed, Surface & Suspended systems.

They are equiped with microprismatic diffuser with 15° and UGR<15.

Housing of aluminum board electrostatically painted with sandblasted finishing in sand black.



15°



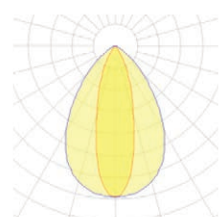
Sand black



MAGNA S1 12



PHOTOMETRIC DIAGRAM



2102120 - Black color	12W	960lm	3000K
2102130 - Black color	12W	984lm	4000K

GENERAL INFORMATION

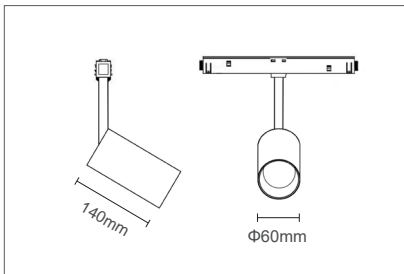
MAGNA S1 is a rotatable led spot track lights family, equipped with CREE LED sources.

The solutions subject of proposal vary in terms of form and type of installation, with one common denominator: the quality of our products.

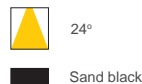
It can be operate on the magnetic 2 lines track rails of S20, Recessed, Surface & Suspended systems.

They are equipped with microprismatic diffuser with 24° and UGR<15.

Housing of aluminum board electrostatically painted with sandblasted finishing in sand black.



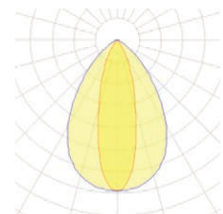
MAGNETIC LED TRACK LIGHTS



MAGNA S1 20



PHOTOMETRIC DIAGRAM



2102140 - Black color	20W	1600lm	3000K
2102150 - Black color	20W	1640lm	4000K

GENERAL INFORMATION

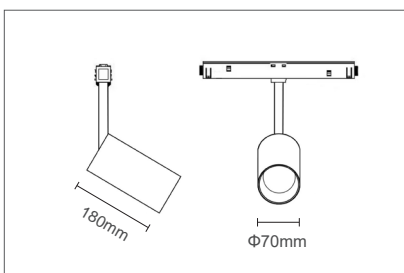
MAGNA S1 is a rotatable led spot track lights family, equipped with CREE LED sources.

The solutions subject of proposal vary in terms of form and type of installation, with one common denominator: the quality of our products.

It can be operate on the magnetic 2 lines track rails of S20, Recessed, Surface & Suspended systems.

They are equipped with microprismatic diffuser with 24° and UGR<15.

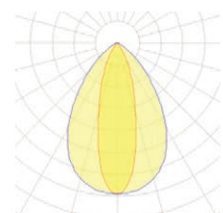
Housing of aluminum board electrostatically painted with sandblasted finishing in sand black.



MAGNA S1 30



PHOTOMETRIC DIAGRAM



2102160 - Black color	30W	2400lm	3000K
2102170 - Black color	30W	2460lm	4000K

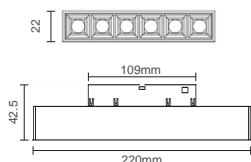
GENERAL INFORMATION

MAGNA S2 is a reflector led magnetic track lights family, equipped with OSRAM LED sources.

The solutions subject of proposal vary in terms of form and type of installation, with one common denominator: the quality of our products. It can be operate on the magnetic 2 lines track rails of S20, Recessed, Surface & Suspended systems.

They are equipped with microprismatic diffuser with 36° and UGR<15.

Housing of aluminum board electrostatically painted with sandblasted finishing in sand black.



MAGNETIC LED TRACK LIGHTS



36°

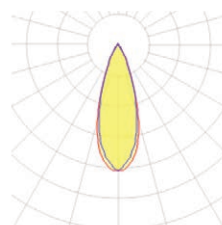


Sand black

MAGNA S2 12



PHOTOMETRIC DIAGRAM



2102080 - Black color	12W	960lm	3000K
2102090 - Black color	12W	984lm	4000K

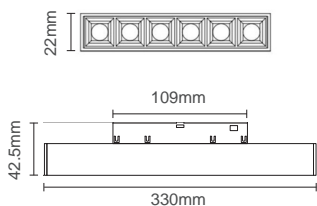
GENERAL INFORMATION

MAGNA S2 is a reflector led magnetic track lights family, equipped with OSRAM LED sources.

The solutions subject of proposal vary in terms of form and type of installation, with one common denominator: the quality of our products. It can be operate on the magnetic 2 lines track rails of S20, Recessed, Surface & Suspended systems.

They are equipped with microprismatic diffuser with 36° and UGR<15.

Housing of aluminum board electrostatically painted with sandblasted finishing in sand black.



36°

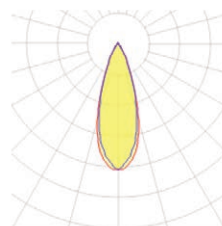


Sand black

MAGNA S2 18



PHOTOMETRIC DIAGRAM



2102100 - Black color	18W	1440lm	3000K
2102110 - Black color	18W	1476lm	4000K

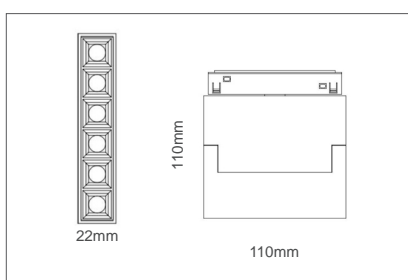
GENERAL INFORMATION

MAGNA S3 is a rotatable reflector led magnetic track lights family, equipped with OSRAM LED sources.

The solutions subject of proposal vary in terms of form and type of installation, with one common denominator: the quality of our products. It can be operate on the magnetic 2 lines track rails of S20, Recessed, Surface & Suspended systems.

They are equipped with microprismatic diffuser with 24° and UGR<15.

Housing of aluminum board electrostatically painted with sandblasted finishing in sand black.



MAGNETIC LED TRACK LIGHTS



24°

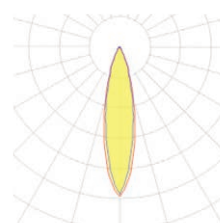


Sand black

MAGNA S3 6



PHOTOMETRIC DIAGRAM



2102180 - Black color	6W	480lm	3000K
2102190 - Black color	6W	492lm	4000K

GENERAL INFORMATION

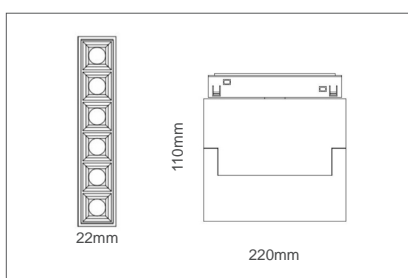
MAGNA S3 is a rotatable reflector led magnetic track lights family, equipped with OSRAM LED sources.

The solutions subject of proposal vary in terms of form and type of installation, with one common denominator: the quality of our products.

It can be operate on the magnetic 2 lines track rails of S20, Recessed, Surface & Suspended systems.

They are equipped with microprismatic diffuser with 24° and UGR<15.

Housing of aluminum board electrostatically painted with sandblasted finishing in sand black.



24°

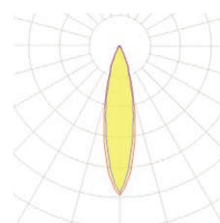


Sand black

MAGNA S3 12



PHOTOMETRIC DIAGRAM



2102200 - Black color	12W	960lm	3000K
2102210 - Black color	12W	984lm	4000K

GENERAL INFORMATION

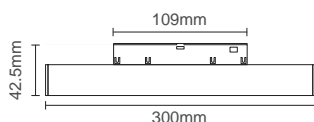
MAGNA S4 is a linear led magnetic track lights family, equipped with OSRAM LED sources.

The solutions subject of proposal vary in terms of form and type of installation, with one common denominator: the quality of our products.

It can be operate on the magnetic 2 lines track rails of S20, Recessed, Surface & Suspended systems.

They are equipped with microprismatic diffuser with 120° and UGR<15.

Housing of aluminum board electrostatically painted with sandblasted finishing in sand black.



MAGNETIC LED TRACK LIGHTS



120°

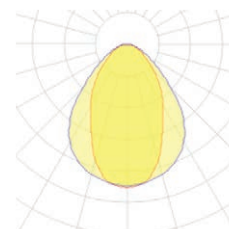


Sand black

MAGNA S4 10



PHOTOMETRIC DIAGRAM



2102000 - Black color	10W	800lm	3000K
2102010 - Black color	10W	820lm	4000K

GENERAL INFORMATION

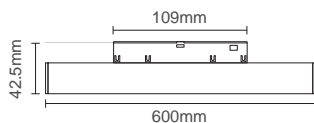
MAGNA S4 is a linear led magnetic track lights family, equipped with OSRAM LED sources.

The solutions subject of proposal vary in terms of form and type of installation, with one common denominator: the quality of our products.

It can be operate on the magnetic 2 lines track rails of S20, Recessed, Surface & Suspended systems.

They are equipped with microprismatic diffuser with 120° and UGR<15.

Housing of aluminum board electrostatically painted with sandblasted finishing in sand black.



120°

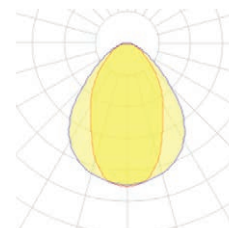


Sand black

MAGNA S4 20



PHOTOMETRIC DIAGRAM



2102020 - Black color	20W	1600lm	3000K
2102030 - Black color	20W	1640lm	4000K

GENERAL INFORMATION

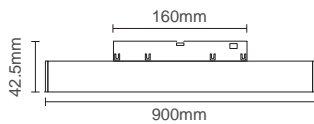
MAGNA S4 is a linear led magnetic track lights family, equipped with OSRAM LED sources.

The solutions subject of proposal vary in terms of form and type of installation, with one common denominator: the quality of our products.


It can be operate on the magnetic 2 lines track rails of S20, Recessed, Surface & Suspended systems.

They are equipped with microprismatic diffuser with 120° and UGR<15.

Housing of aluminum board electrostatically painted with sandblasted finishing in sand black.



MAGNETIC LED TRACK LIGHTS



120°

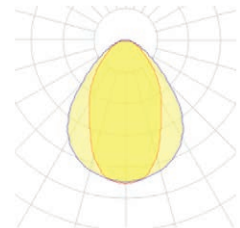


Sand black

MAGNA S4 30



PHOTOMETRIC DIAGRAM



2102040 - Black color	30W	2400lm	3000K
2102050 - Black color	30W	2460lm	4000K

GENERAL INFORMATION

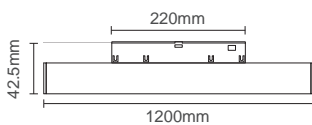
MAGNA S4 is a linear led magnetic track lights family, equipped with OSRAM LED sources.

The solutions subject of proposal vary in terms of form and type of installation, with one common denominator: the quality of our products.

It can be operate on the magnetic 2 lines track rails of S20, Recessed, Surface & Suspended systems.

They are equipped with microprismatic diffuser with 120° and UGR<15.

Housing of aluminum board electrostatically painted with sandblasted finishing in sand black.



120°

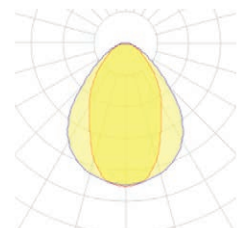


Sand black

MAGNA S4 40



PHOTOMETRIC DIAGRAM



2102060 - Black color	40W	3200lm	3000K
2102070 - Black color	40W	3280lm	4000K

GENERAL INFORMATION

MAGNA S5 is a pendant led magnetic track light, equipped with CREE LED sources.

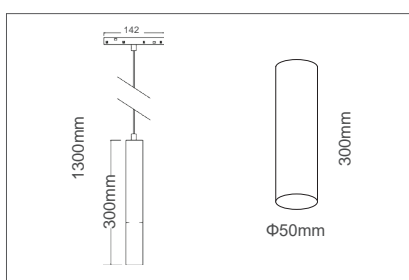
The solutions subject of proposal vary in terms of form and type of installation, with one common denominator: the quality of our products.

It can be operate on the magnetic 2 lines track rails of S20, Recessed, Surface & Suspended systems.

It is equipped with microprismatic diffuser with 24° and UGR<15.

Housing of aluminum board electrostatically painted with sandblasted finishing in sand black.

The length of the cable is 1000mm and is adjustable.



MAGNETIC LED TRACK LIGHTS

3 YEARS WARRANTY	LED INSIDE	MAGNETIC	48V	IP20	UGR <15	CRI Ra>88	25000h	x25000	Non Dimm	-10÷40°C
------------------------	---------------	----------	-----	------	------------	--------------	--------	--------	-------------	----------



24°

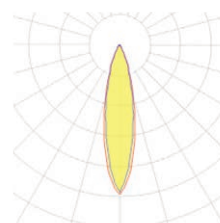
■ Sand black



MAGNA S5 12



PHOTOMETRIC DIAGRAM



2102220 - Black color	12W	960lm	3000K
2102230 - Black color	12W	984lm	4000K

GENERAL INFORMATION

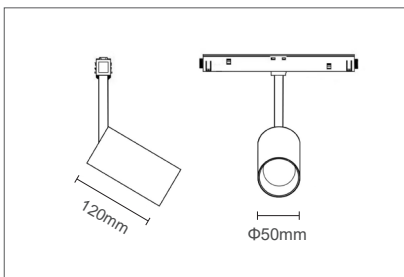
MAGNA HS1 is a magnetic rotatable led spot track lights family, equipped with SANAN LED sources.

The solutions subject of proposal vary in terms of form and type of installation, with one common denominator: the quality of our products.

It can be operate on the magnetic 2 lines track rails of S20, Recessed, Surface & Suspended systems.

They are equipped with microprismatic diffuser with 15° and UGR<19.

Housing of aluminum board electrostatically painted with sandblasted finishing in sand black.



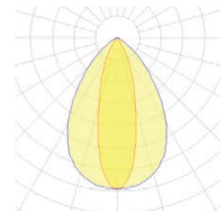
MAGNETIC LED TRACK LIGHTS

2 YEARS WARRANTY	LED INSIDE	MAGNETIC	48V	IP20	UGR <19	CRI Ra>80	25000h	x25000	Non Dimm	20~40°C
------------------------	---------------	----------	-----	------	------------	--------------	--------	--------	-------------	---------



MAGNA HS1 12

PHOTOMETRIC DIAGRAM



2102121 - Black color	12W	960lm	3000K
2102131 - Black color	12W	984lm	4000K

GENERAL INFORMATION

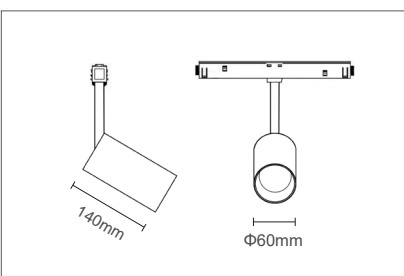
MAGNA HS1 is a magnetic rotatable led spot track lights family, equipped with SANAN LED sources.

The solutions subject of proposal vary in terms of form and type of installation, with one common denominator: the quality of our products.

It can be operate on the magnetic 2 lines track rails of S20, Recessed, Surface & Suspended systems.

They are equipped with microprismatic diffuser with 24° and UGR<19.

Housing of aluminum board electrostatically painted with sandblasted finishing in sand black.

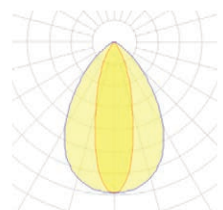


2 YEARS WARRANTY	LED INSIDE	MAGNETIC	48V	IP20	UGR <19	CRI Ra>80	25000h	x25000	Non Dimm	20~40°C
------------------------	---------------	----------	-----	------	------------	--------------	--------	--------	-------------	---------



MAGNA HS1 20

PHOTOMETRIC DIAGRAM



2102141 - Black color	20W	1600lm	3000K
2102151 - Black color	20W	1640lm	4000K


GENERAL INFORMATION

MAGNA HS2 is a reflector led magnetic track lights family.

The solutions subject of proposal vary in terms of form and type of installation, with one common denominator: the quality of our products. It can be operate on the magnetic 2 lines track rails of S20, Recessed, Surface & Suspended systems.

They are equipped with microprismatic diffuser with 36° and UGR<19.

Housing of aluminum board electrostatically painted with sandblasted finishing in sand black.



MAGNETIC LED TRACK LIGHTS



36°



Sand black

MAGNA HS2 12

2102081 - Black color	12W	960lm	3000K
2102091 - Black color	12W	984lm	4000K

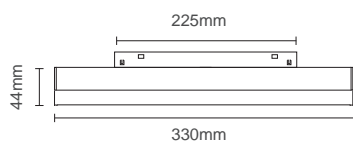
GENERAL INFORMATION

MAGNA HS2 is a reflector led magnetic track lights family.

The solutions subject of proposal vary in terms of form and type of installation, with one common denominator: the quality of our products. It can be operate on the magnetic 2 lines track rails of S20, Recessed, Surface & Suspended systems.

They are equipped with microprismatic diffuser with 36° and UGR<19.

Housing of aluminum board electrostatically painted with sandblasted finishing in sand black.



36°



Sand black

MAGNA HS2 18

2102101 - Black color	18W	1440lm	3000K
2102111 - Black color	18W	1476lm	4000K

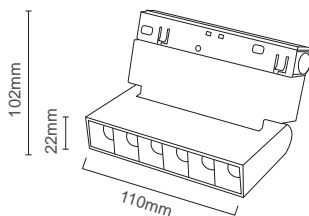
GENERAL INFORMATION

MAGNA HS3 is a rotatable reflector led magnetic track lights family, equipped with SANAN LED sources.

The solutions subject of proposal vary in terms of form and type of installation, with one common denominator: the quality of our products. It can be operate on the magnetic 2 lines track rails of S20, Recessed, Surface & Suspended systems.

They are equipped with microprismatic diffuser with 24° and UGR<19.

Housing of aluminum board electrostatically painted with sandblasted finishing in sand black.



24°



Sand black

MAGNA HS3 6

2102181 - Black color	6W	480lm	3000K
2102191 - Black color	6W	492lm	4000K

GENERAL INFORMATION

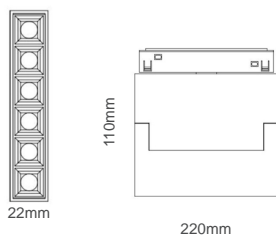
MAGNA HS3 is a rotatable reflector led magnetic track lights family, equipped with SANAN LED sources.

The solutions subject of proposal vary in terms of form and type of installation, with one common denominator: the quality of our products.

It can be operate on the magnetic 2 lines track rails of S20, Recessed, Surface & Suspended systems.

They are equipped with microprismatic diffuser with 24° and UGR<19.

Housing of aluminum board electrostatically painted with sandblasted finishing in sand black.



24°

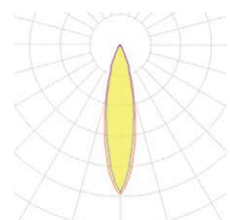


Sand black

MAGNA HS3 12

2102201 - Black color	12W	960lm	3000K
2102211 - Black color	12W	984lm	4000K

PHOTOMETRIC DIAGRAM



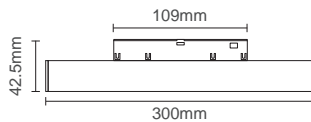
GENERAL INFORMATION

MAGNA HS4 is a linear led magnetic track lights family, equipped with SANAN LED sources.

The solutions subject of proposal vary in terms of form and type of installation, with one common denominator: the quality of our products. It can be operate on the magnetic 2 lines track rails of S20, Recessed, Surface & Suspended systems.

They are equipped with microprismatic diffuser with 120° and UGR<19.

Housing of aluminum board electrostatically painted with sandblasted finishing in sand black.



MAGNETIC LED TRACK LIGHTS

2 YEARS WARRANTY	LED INSIDE	MAGNETIC	48V	IP20	UGR <19	CRI Ra>80	25000h	x25000	Non Dimm	20/+40°C
------------------------	---------------	----------	-----	------	------------	--------------	--------	--------	-------------	----------



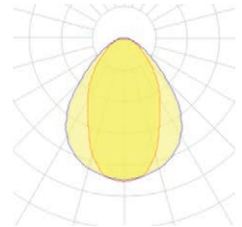
120°



Sand black

MAGNA HS4 10

PHOTOMETRIC DIAGRAM



2102001 - Black color	10W	800lm	3000K
2102011 - Black color	10W	820lm	4000K

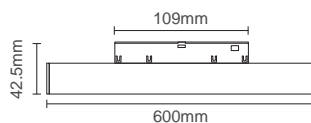
GENERAL INFORMATION

MAGNA HS4 is a linear led magnetic track lights family, equipped with SANAN LED sources.

The solutions subject of proposal vary in terms of form and type of installation, with one common denominator: the quality of our products. It can be operate on the magnetic 2 lines track rails of S20, Recessed, Surface & Suspended systems.

They are equipped with microprismatic diffuser with 120° and UGR<19.

Housing of aluminum board electrostatically painted with sandblasted finishing in sand black.



2 YEARS WARRANTY	LED INSIDE	MAGNETIC	48V	IP20	UGR <19	CRI Ra>80	25000h	x25000	Non Dimm	20/+40°C
------------------------	---------------	----------	-----	------	------------	--------------	--------	--------	-------------	----------



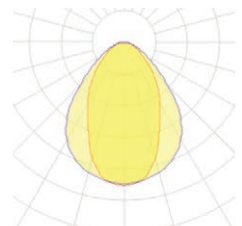
120°



Sand black

MAGNA HS4 20

PHOTOMETRIC DIAGRAM



2102021 - Black color	20W	1600lm	3000K
2102031 - Black color	20W	1640lm	4000K

GENERAL INFORMATION

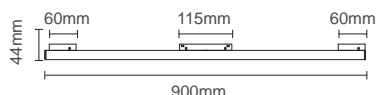
MAGNA HS4 is a linear led magnetic track lights family, equipped with SANAN LED sources.

The solutions subject of proposal vary in terms of form and type of installation, with one common denominator: the quality of our products.

It can be operate on the magnetic 2 lines track rails of S20, Recessed, Surface & Suspended systems.

They are equipped with microprismatic diffuser with 120° and UGR<19.

Housing of aluminum board electrostatically painted with sandblasted finishing in sand black.



MAGNETIC LED TRACK LIGHTS

2 YEARS WARRANTY	LED INSIDE	MAGNETIC	48V	IP20	UGR <19	CRI Ra>88	25000h	x25000	Non Dimm	20...40°C
------------------------	---------------	----------	-----	------	------------	--------------	--------	--------	-------------	-----------



120°



Sand black

MAGNA HS4 30

2102051 - Black color 30W 2460lm 4000K

GENERAL INFORMATION

MAGNA S5 is a pendant led magnetic track light.

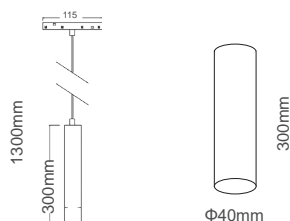
The solutions subject of proposal vary in terms of form and type of installation, with one common denominator: the quality of our products.

It can be operate on the magnetic 2 lines track rails of S20, Recessed, Surface & Suspended systems.

It is equipped with microprismatic diffuser with 24° and UGR<19.

Housing of aluminum board electrostatically painted with sandblasted finishing in sand black.

The length of the cable is 1000mm and is adjustable.



2 YEARS WARRANTY	LED INSIDE	MAGNETIC	48V	IP20	UGR <19	CRI Ra>88	25000h	x25000	Non Dimm	10...40°C
------------------------	---------------	----------	-----	------	------------	--------------	--------	--------	-------------	-----------



24°



Sand black

MAGNA H-S5 12

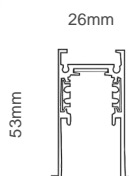
2102231 - Black color 12W 984lm 4000K



MAGNA S20

9910700 1m 48V Black

9910710 2m 48V Black



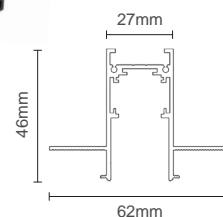
MAGNA S20 is a family of magnetic rails, operating on 48V, in which you can place all the MAGNA LED lighting fixtures. Due to their magnetic technology, their handle is a very easy process, as well as it is possible to move them even when they are on, achieving an enormous flexibility in your creation. They are ready for surface or pendant installation. Available in 1m & 2m length.




MAGNA S20


9910721 1m 48V Black

9910731 2m 48V Black



MAGNA S20 is a family of magnetic rails, operating on 48V, in which you can place all the MAGNA LED lighting fixtures. Due to their magnetic technology, their handle is a very easy process, as well as it is possible to move them even when they are on, achieving an enormous flexibility in your creation. They are ready for recessed, trimless, installation. Available in 1m & 2m length.






MAGNA R20

9910790 Recessed Horizontal Corner


Horizontal corner connector for recessed trimless track rails. In the package including 4 pcs of steel plates for the accurate installation. 80x80mm.



MAGNA R30

9910800 Recessed Vertical Corner

Vertical corner connector for recessed trimless track rails. In the package including 4 pcs of steel plates for the accurate installation. 80x80mm.



MAGNA SCI

9910780 Surface Horizontal Corner


Horizontal corner connector for surface mounted track rails. In the package including 2 pcs of steel plates for the accurate installation. 80x80mm.



MAGNA SCV

9910850 Surface Vertical Corner

Vertical corner connector for surface mounted track rails. In the package including 2 pcs of steel plates for the accurate installation. 80x80mm.



MAGNA RT

9910830 installation accessories


Set of 2 metal sheets for connection between 2 recessed track rails.



MAGNA RT

9910840 installation accessories

Metal sheet for connection between 2 surface track rails.



MAGNA PRO

9910811 Power supply 100W

Internal power supply for both surface or suspended rails. High quality with 3 years warranty.



MAGNA PRO

9910821 Power supply 200W

Internal power supply for both surface or suspended rails. High quality with 3 years warranty.



MAGNA PS

9910810 Power supply 100W

Internal power supply for both surface or suspended rails.



MAGNA PS

9910820 Power supply 200W

Internal power supply for both surface or suspended rails.



MAGNA CI

9910770 Angular power transmitter

Internal power transmitter with flexible angle for both surface or suspended rails. If you have installed more than one rails in an angle you need this accessory in order to transfer the power from one rail to another.



MAGNA SI

9910760 Straight power transmitter

Internal power transmitter with straight angle for both surface or suspended rails. If you have installed more than one rails in an angle you need this accessory in order to transfer the power from one rail to another.



MAGNA PE

9910750 Hanging set of 2 pcs

2 twisted steel wires, with maximum length of 1.5m, with steel fittings for fixing on the ceiling for suspended rail.



MAGNA C

9910740 End caps

2 pcs of end caps for surface mounted track rails.



SINGLE PHASE LED TRACK LIGHTS

GENERAL INFORMATION

MONOLINO C is a family of rotatable single phase led spot track with 3xCCT DIP-switch function and no flicker for eye protection.

The solutions subject of proposal vary in terms of form and type of installation, with one common denominator: the quality of our products. Suitable for 1 circuit track rails 9902670, 9902680, 9902690, 9902700, Surface & Suspended systems.

They are equipped with microprismatic diffuser with 38°.

Housing of aluminum board electrostatically painted with sandblasted finishing in sand black & sand white.

2 YEARS WARRANTY	WATTS	LED	INSIDE	SINGLE PHASE	220-265V	IP20	UGR <15	CRI Ra>80	30000h	x30000	Non Dimm	25/+50°C
------------------------	-------	-----	--------	-----------------	----------	------	------------	--------------	--------	--------	-------------	----------



38°

■ Sand black

□ Sand white



MONOLINO C10

2103040 - Black color	10W	900lm	3CCT
2103050 - White color	10W	900lm	3CCT

GENERAL INFORMATION

MONOLINO C is a family of rotatable single phase led spot track with 3xCCT DIP-switch function and no flicker for eye protection.

The solutions subject of proposal vary in terms of form and type of installation, with one common denominator: the quality of our products. Suitable for 1 circuit track rails 9902670, 9902680, 9902690, 9902700, Surface & Suspended systems.

They are equipped with microprismatic diffuser with 38°.

Housing of aluminum board electrostatically painted with sandblasted finishing in sand black & sand white.

2 YEARS WARRANTY	WATTS	LED	INSIDE	SINGLE PHASE	220-265V	IP20	UGR <15	CRI Ra>80	30000h	x30000	Non Dimm	25/+50°C
------------------------	-------	-----	--------	-----------------	----------	------	------------	--------------	--------	--------	-------------	----------



38°

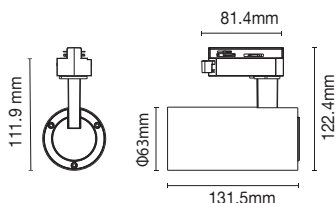
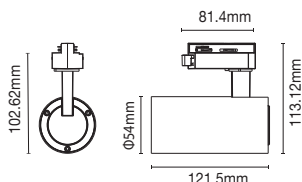
■ Sand black

□ Sand white



MONOLINO C20

2103060 - Black color	20W	1800lm	3CCT
2103070 - White color	20W	1800lm	3CCT



SINGLE PHASE LED TRACK LIGHTS


GENERAL INFORMATION

MONOLINO C is a family of rotatable single phase led spot track with 3xCCT DIP-switch function and no flicker for eye protection.

The solutions subject of proposal vary in terms of form and type of installation, with one common denominator: the quality of our products. Suitable for 1 circuit track rails 9902670, 9902680, 9902690, 9902700, Surface & Suspended systems.

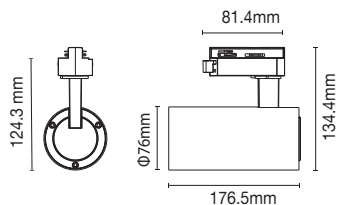
They are equipped with microprismatic diffuser with 38°.

Housing of aluminum board electrostatically painted with sandblasted finishing in sand black & sand white.



MONOLINO C30

2103080 - Black color	30W	2700lm	3CCT
2103090 - White color	30W	2700lm	3CCT



GENERAL INFORMATION

SUN P2 is a rotatable single phase led spot track light equipped with SANAN LED sources.

The solutions subject of proposal vary in terms of form and type of installation, with one common denominator: the quality of our products.

Suitable for 1 circuit track rails 9902670, 9902680, 9902690, 9902700, Surface & Suspended systems.

It is equipped with microprismatic diffuser with 15° and UGR<19.

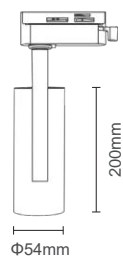
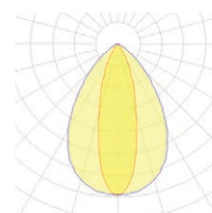
Housing of aluminum board electrostatically painted with sandblasted finishing in sand black & sand white.



SUN P2 12

2101660 - Black color	12W	852lm	3000K
2101670 - Black color	12W	876lm	4000K
2101680 - White color	12W	852lm	3000K
2101690 - White color	12W	876lm	4000K

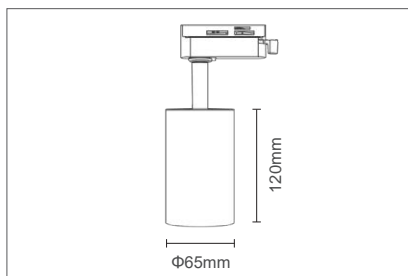
PHOTOMETRIC DIAGRAM



SINGLE PHASE TRACK LIGHTS

GENERAL INFORMATION

LUMO N is a rotatable single phase led spot track light. Operated with LED bulbs, PAR16 type, GU10 socket. Suitable for 1 circuit track rails 9902670, 9902680, 9902690, 9902700, Surface & Suspended systems. Housing of die-cast aluminum, electrostatically painted with sandblasted finishing in sand black.



GU10 lampholder included in the package



2102800 - Black body

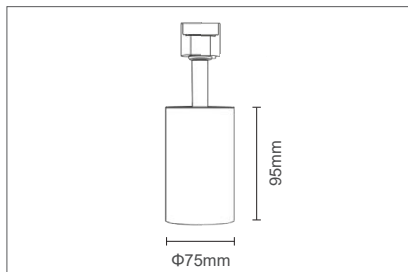
2102810 - White body



LUMO N

GENERAL INFORMATION

LUMO S is a rotatable single phase led spot track light. Operated with LED bulbs, PAR16 type, GU10 socket. Suitable for 1 circuit track rails 9902670, 9902680, 9902690, 9902700, Surface & Suspended systems. Housing of die-cast aluminum, electrostatically painted with sandblasted finishing in sand black with black reflector.



GU10 lampholder included in the package



2102270 - Black body



LUMO S

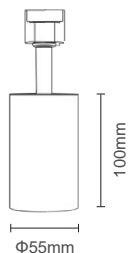
SINGLE PHASE TRACK LIGHTS

GENERAL INFORMATION

LUMO T is a rotatable single phase led spot track light. Operated with LED bulbs, PAR16 type, GU10 socket.

Suitable for 1 circuit track rails 9902670, 9902680, 9902690, 9902700, Surface & Suspended systems.

Housing of die-cast aluminum, electrostatically painted with sandblasted finishing in 2 colors, sand white & sand black.



GU10 lampholder
included in the
package



2101940 - White body

2101950 - Black body



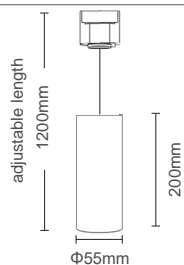
LUMO T

GENERAL INFORMATION

LUMO P is a pendant single phase led spot track light. Operated with LED bulbs, PAR16 type, GU10 socket.

Suitable for 1 circuit track rails 9902670, 9902680, 9902690, 9902700, Surface & Suspended systems.

Housing of die-cast aluminum, electrostatically painted with sandblasted finishing in 2 colors, white, black & black with a PVC ring.



GU10 lampholder
included in the
package




2101960 - White body

2101970 - Black body

2102280 - Black body with PVC ring



LUMO P



PT1

9902670	White rail 1m
9902690	White rail 2m
9902680	Black rail 1m
9902700	Black rail 2m

PT1 is a family of 1 circuit single phase track rails in lengths of 1m & 2m. They are made of aluminium and electrostatically painted in white & black. End caps and power supply included on the rail.



APT1

9902650	White color
9902660	Black color

APT 1, are open angle connectors which are used in order to create the desire arrangement of track rails. Are made of plastic and painted in white & black.



APT1 CC

9902570	White corner connector
9902580	Black corner connector

APT1 CC, are 90° angle connectors which are used in order to create the desire arrangement of track rails. Are made of plastic and painted in white & black.



APT1 SC

9902630	White straight connector
9902640	Black straight connector

APT1 SC, are straight connectors which are used in order to create a straight line of track rails. Are made of plastic and painted in white & black.



APT1 TC

9902590	White "T" connector
9902600	Black "T" connector

APT1 TC, are "T" shape connectors which are used in order to create the desire arrangement of track rails. Are made of plastic and painted in white & black.



APT1 QC

9902610	White cross connector
9902620	Black cross connector

APT1 QC, are quadruple 90° connectors which are used in order to create a straight line of track rails. Are made of plastic and painted in white & black.

2024-2025

**lighting
electrical
catalog**

2

LINEAR LIGHTS

SURFACE, SUSPENDED & RECESSED
LED LIGHT FIXTURES



LINEAR LED LIGHTS

TECHNICAL SPECIFICATIONS

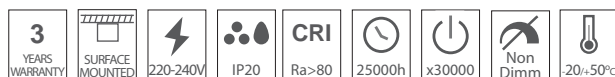
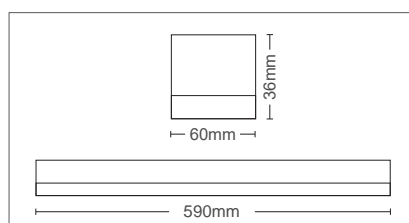
LINELO is a linear ceiling mounting lighting fixture with 3CCT switch on the back for selection between 3000K, 4500K and 6500K.

It can be installed on the surface of the ceiling.

Housing of polycarbonate board finishing in sand white & sand black.

Polycarbonate difusser.

CRI	80
Power Factor	>0.95
Voltage Range	220-240V
Beam Angle	100°
Protection Class	IP20
Working Temperature	-20°C/+50°C
Main Material	PC



100°



Satin black



Satin white

LINELO 18

3300170 - White color 18W 2160lm 3CCT

3300180 - Black color 18W 2160lm 3CCT

TECHNICAL SPECIFICATIONS

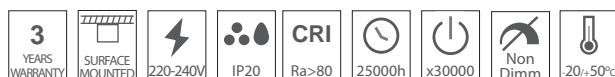
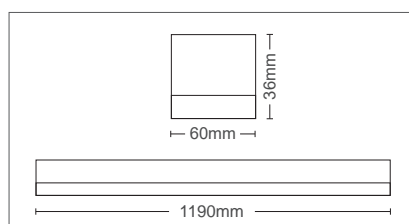
LINELO is a linear ceiling mounting lighting fixture with 3CCT switch on the back for selection between 3000K, 4500K and 6500K.

It can be installed on the surface of the ceiling.

Housing of polycarbonate board finishing in sand white & sand black.

Polycarbonate difusser.

CRI	80
Power Factor	>0.95
Voltage Range	220-240V
Beam Angle	100°
Protection Class	IP20
Working Temperature	-20°C/+50°C
Main Material	PC



100°



Satin black



Satin white

LINELO 36

3300190 - White color 36W 4320lm 3CCT

3300200 - Black color 36W 4320lm 3CCT

TECHNICAL SPECIFICATIONS

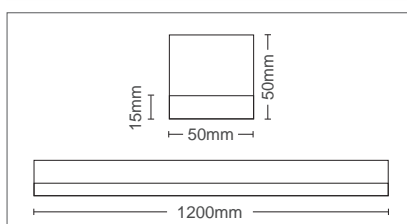
FITLINE 60 is a linear ceiling mounting lighting fixture, equipped with backlit technology of SANAN LED sources.

It can be installed on the surface of the ceiling or suspended, suspension set included in the package.

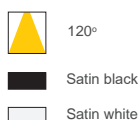
Housing of aluminum board electrostatically painted with sandblasted finishing in sand white & sand black.

Polycarbonate difusser.

CRI	80
Power Factor	>0.95
Voltage Range	170-240V
Beam Angle	120°
Protection Class	IP20
Working Temperature	-20°C/+50°C
Main Material	Aluminium & PC



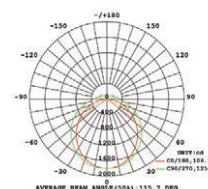
LINEAR LED LIGHTS



FITLINE 60

3300160 - Black color	60W	6600lm	4000K
3300150 - White color	60W	6600lm	4000K
3300161 - Black color	60W	6600lm	3CCT

PHOTOMETRIC DIAGRAM



TECHNICAL SPECIFICATIONS

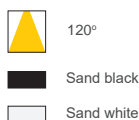
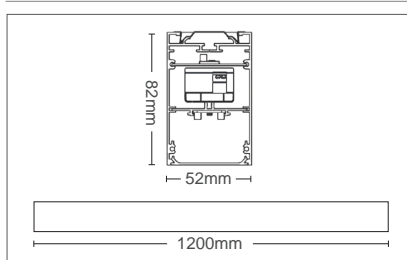
LINETA 40 is a linear ceiling mounting lighting fixture, equipped with backlit technology of SAMSUNG LED sources.

It can be installed on the surface of the ceiling or suspended, suspension set included in the package.

Housing of aluminum board electrostatically painted with sandblasted finishing in sand white & sand black.

Polycarbonate difusser.

CRI	80
Power Factor	>0.95
Voltage Range	170-240V
Beam Angle	120°
Protection Class	IP40
Working Temperature	-20°C/+40°C
Main Material	Aluminium

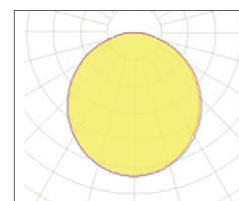


LINETA 40



2429810 - Black color	40W	4300lm	3000K
2429820 - Black color	40W	4400lm	4000K
2429780 - White color	40W	4300lm	3000K
2429790 - White color	40W	4400lm	4000K

PHOTOMETRIC DIAGRAM



GENERAL INFORMATION

PROFILED SL1 is a Professional line of Linear fixtures.

SAMSUNG LED sources applied in our standard version of Linear Light Group solutions. OSRAM LED sources applied in our High Lumens version of Linear Light Group solutions, offer highest performance and long duration.

The solutions subject of proposal vary in terms of form and type of installation, with one common denominator: the quality of our products.

Linear standard versions are equipped with PHILIPS or TRIDONIC drivers.

Dimmable versions are equipped with TRI-DONIC 3 in 1 driver with option of 3 different dimmings (DALI / I-10V / PUSH BUTTON).

It can be installed on the surface of the ceiling or Suspended. The suspension set must be ordered separately, (HSL).

It can be installed on the wall. The mounting set must be ordered separately, (WML).

Polycarbonate difusser with High Permeability. There is option to put microprismatic difusser with 60° and UGR<15. It has to be ordered separately (MDL).

Housing of aluminum board electrostatically painted in sand white & sand black.



microprismatic diffuser 60° / UGR<15

9990870 - microprismatic diffuser

SUSPENSION SET HSL



9910020 - Black color

9910030 - White color

WALL MOUNTING ACCESSORIES SET WML



9911120 - Black color

9911100 - White color

MIDDLE CONNECTOR MCL (optional)



middle connector for all profiled sl1 series

9910010 - middle connector

LINEAR LED LIGHTS



120°



Sand black



Sand white



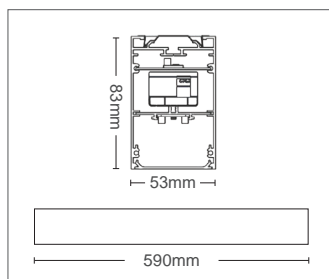
PROFILED SL1 20

powered by
TRIDONIC

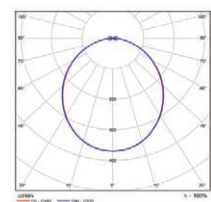
powered by
SAMSUNG

OSRAM
LED TECHNOLOGY INCLUDED

STANDARD VERSION	2427700 - Black color	2427100 - White color	20W	2000lm	3000K
	2427710 - Black color	2427110 - White color	20W	2100lm	4000K
	2427720 - Black color	2427120 - White color	20W	2200lm	6500K
HIGH LUMENS VERSION	2427730 - Black color	2427130 - White color	20W	2900lm	3000K
	2427740 - Black color	2427140 - White color	20W	3000lm	4000K
	2427750 - Black color	2427150 - White color	20W	3100lm	6500K
DIMMABLE STANDARD VERSION	2427760 - Black color	2427160 - White color	20W	2000lm	3000K
	2427770 - Black color	2427170 - White color	20W	2100lm	4000K
	2427780 - Black color	2427180 - White color	20W	2200lm	6500K
DIMMABLE HIGH LUMENS VERSION	2427790 - Black color	2427190 - White color	20W	2900lm	3000K
	2427800 - Black color	2427200 - White color	20W	3000lm	4000K
	2427810 - Black color	2427210 - White color	20W	3100lm	6500K



PHOTOMETRIC DIAGRAM



GENERAL INFORMATION

PROFILED SL1 is a Professional line of Linear fixtures.

SAMSUNG LED sources applied in our standard version of Linear Light Group solutions.

OSRAM LED sources applied in our High Lumens version of Linear Light Group solutions, offer highest performance and long duration.

The solutions subject of proposal vary in terms of form and type of installation, with one common denominator: the quality of our products.

Linear standard versions are equipped with PHILIPS or TRIDONIC drivers.

Dimmable versions are equipped with TRI-DONIC 3 in 1 driver with option of 3 different dimmings (DALI / I-10V / PUSH BUTTON).

It can be installed on the surface of the ceiling or Suspended. The suspension set must be ordered separately, (HSL).

It can be installed on the wall. The mounting set must be ordered separately, (WML).

Polycarbonate difusser with High Permeability. There is option to put microprismatic difusser with 60° and UGR<15. It has to be ordered separately (MDL).

Housing of aluminum board electrostatically painted in sand white & sand black.



microprismatic diffuser 60° / UGR<15

9990880 - microprismatic diffuser

SUSPENSION SET HSL



9910020 - Black color

9910030 - White color

WALL MOUNTING ACCESSORIES SET WML



9911120 - Black color

9911100 - White color

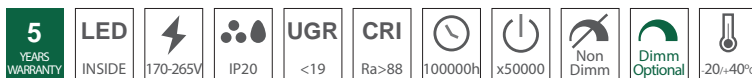
MIDDLE CONNECTOR MCL (optional)



middle connector for all profiled sl1 series

9910010 - middle connector

LINEAR LED LIGHTS



120°



Sand black



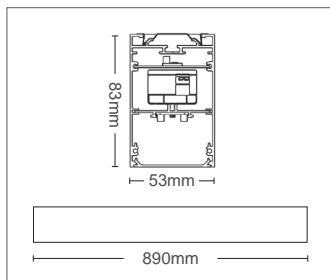
Sand white




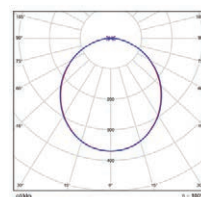
PROFILED SL1 32



STANDARD VERSION	2427820 - Black color	2427220 - White color	32W	3200lm	3000K
	2427830 - Black color	2427230 - White color	32W	3360lm	4000K
	2427840 - Black color	2427240 - White color	32W	3520lm	6500K
HIGH LUMENS VERSION	2427850 - Black color	2427250 - White color	32W	4640lm	3000K
	2427860 - Black color	2427260 - White color	32W	4800lm	4000K
	2427870 - Black color	2427270 - White color	32W	4960lm	6500K
DIMMABLE STANDARD VERSION	2427880 - Black color	2427280 - White color	32W	3200lm	3000K
	2427890 - Black color	2427290 - White color	32W	3360lm	4000K
	2427900 - Black color	2427300 - White color	32W	3520lm	6500K
DIMMABLE HIGH LUMENS VERSION	2427910 - Black color	2427310 - White color	32W	4640lm	3000K
	2427920 - Black color	2427320 - White color	32W	4800lm	4000K
	2427930 - Black color	2427330 - White color	32W	4960lm	6500K



PHOTOMETRIC DIAGRAM



GENERAL INFORMATION

PROFILED SL1 is a Professional line of Linear fixtures.

SAMSUNG LED sources applied in our standard version of Linear Light Group solutions. OSRAM LED sources applied in our High Lumens version of Linear Light Group solutions, offer highest performance and long duration.

The solutions subject of proposal vary in terms of form and type of installation, with one common denominator: the quality of our products.

Linear standard versions are equipped with PHILIPS or TRIDONIC drivers.

Dimmable versions are equipped with TRI-DONIC 3 in 1 driver with option of 3 different dimmings (DALI / I-10V / PUSH BUTTON).

It can be installed on the surface of the ceiling or Suspended. The suspension set must be ordered separately, (HSL).

It can be installed on the wall. The mounting set must be ordered separately, (WML).

Polycarbonate difusser with High Permeability. There is option to put microprismatic difusser with 60° and UGR<15. It has to be ordered separately (MDL).

Housing of aluminum board electrostatically painted in sand white & sand black.



microprismatic diffuser 60° / UGR<15

9990890 - microprismatic diffuser

SUSPENSION SET HSL



9910020 - Black color

9910030 - White color

WALL MOUNTING ACCESSORIES SET WML



9911120 - Black color

9911100 - White color

MIDDLE CONNECTOR MCL (optional)



middle connector for all profiled sl1 series

9910010 - middle connector

LINEAR LED LIGHTS



120°



Sand black



Sand white



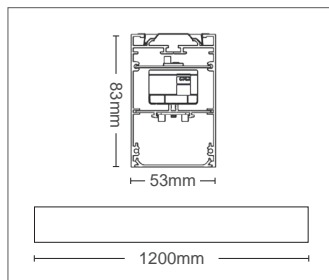
PROFILED SL1 40

powered by
TRIDONIC


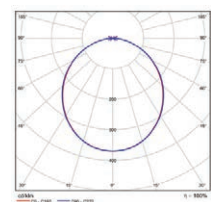
powered by
SAMSUNG

OSRAM
LED TECHNOLOGY INCLUDED

STANDARD VERSION	2427940 - Black color	2427340 - White color	40W	4200lm	3000K
	2427950 - Black color	2427350 - White color	40W	4410lm	4000K
	2427960 - Black color	2427360 - White color	40W	4620lm	6500K
HIGH LUMENS VERSION	2427970 - Black color	2427370 - White color	40W	5800lm	3000K
	2427980 - Black color	2427380 - White color	40W	6000lm	4000K
	2427990 - Black color	2427390 - White color	40W	6200lm	6500K
DIMMABLE STANDARD VERSION	2428000 - Black color	2427400 - White color	40W	4200lm	3000K
	2428010 - Black color	2427410 - White color	40W	4410lm	4000K
	2428020 - Black color	2427420 - White color	40W	4620lm	6500K
DIMMABLE HIGH LUMENS VERSION	2428030 - Black color	2427430 - White color	40W	5800lm	3000K
	2428040 - Black color	2427440 - White color	40W	6000lm	4000K
	2428050 - Black color	2427450 - White color	40W	6200lm	6500K



PHOTOMETRIC DIAGRAM



GENERAL INFORMATION

PROFILED SL1 is a Professional line of Linear fixtures.

SAMSUNG LED sources applied in our standard version of Linear Light Group solutions.

OSRAM LED sources applied in our High Lumens version of Linear Light Group solutions, offer highest performance and long duration.

The solutions subject of proposal vary in terms of form and type of installation, with one common denominator: the quality of our products.

Linear standard versions are equipped with PHILIPS or TRIDONIC drivers.

Dimmable versions are equipped with TRI-DONIC 3 in 1 driver with option of 3 different dimmings (DALI / I-10V / PUSH BUTTON).

It can be installed on the surface of the ceiling or Suspended. The suspension set must be ordered separately, (HSL).

It can be installed on the wall. The mounting set must be ordered separately, (WML).

Polycarbonate difusser with High Permeability. There is option to put microprismatic difusser with 60° and UGR<15. It has to be ordered separately (MDL).

Housing of aluminum board electrostatically painted in sand white & sand black.



microprismatic diffuser 60° / UGR<15

9990900 - microprismatic diffuser

SUSPENSION SET HSL



9910020 - Black color

9910030 - White color

WALL MOUNTING ACCESSORIES SET WML



9911120 - Black color

9911100 - White color

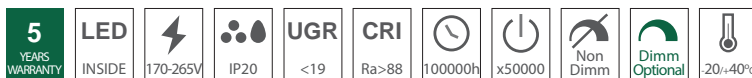
MIDDLE CONNECTOR MCL (optional)



middle connector for all profiled sl1 series

9910010 - middle connector

LINEAR LED LIGHTS



120°



Sand black



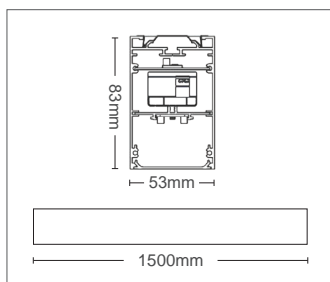
Sand white




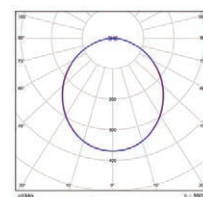
PROFILED SL1 50



STANDARD VERSION	2428060 - Black color	2427460 - White color	50W	5000lm	3000K
	2428070 - Black color	2427470 - White color	50W	5250lm	4000K
	2428080 - Black color	2427480 - White color	50W	5500lm	6500K
HIGH LUMENS VERSION	2428090 - Black color	2427490 - White color	50W	7250lm	3000K
	2428100 - Black color	2427500 - White color	50W	7500lm	4000K
	2428110 - Black color	2427510 - White color	50W	7750lm	6500K
DIMMABLE STANDARD VERSION	2428120 - Black color	2427520 - White color	50W	5000lm	3000K
	2428130 - Black color	2427530 - White color	50W	5250lm	4000K
	2428140 - Black color	2427540 - White color	50W	5500lm	6500K
DIMMABLE HIGH LUMENS VERSION	2428150 - Black color	2427550 - White color	50W	7250lm	3000K
	2428160 - Black color	2427560 - White color	50W	7500lm	4000K
	2428170 - Black color	2427570 - White color	50W	7750lm	6500K



PHOTOMETRIC DIAGRAM



GENERAL INFORMATION

PROFILED SL1 is a Professional line of Linear fixtures.

SAMSUNG LED sources applied in our standard version of Linear Light Group solutions. OSRAM LED sources applied in our High Lumens version of Linear Light Group solutions, offer highest performance and long duration.

The solutions subject of proposal vary in terms of form and type of installation, with one common denominator: the quality of our products. Linear standard versions are equipped with PHILIPS or TRIDONIC drivers.

Dimmable versions are equipped with TRIDONIC 3 in 1 driver with option of 3 different dimmings (DALI / I-10V / PUSH BUTTON).

It can be installed on the surface of the ceiling or Suspended. The suspension set must be ordered separately, (HSL).

It can be installed on the wall. The mounting set must be ordered separately, (WML).

Polycarbonate difusser with High Permeability. There is option to put microprismatic difusser with 60° and UGR<15. It has to be ordered separately (MDL).

Housing of aluminum board electrostatically painted in sand white & sand black.



microprismatic diffuser 60° / UGR<15

9990910 - microprismatic diffuser

SUSPENSION SET HSL



9910020 - Black color

9910030 - White color

WALL MOUNTING ACCESSORIES SET WML



9911120 - Black color

9911100 - White color

MIDDLE CONNECTOR MCL (optional)



middle connector for all profiled sl1 series

9910010 - middle connector

LINEAR LED LIGHTS



120°



Sand black



Sand white



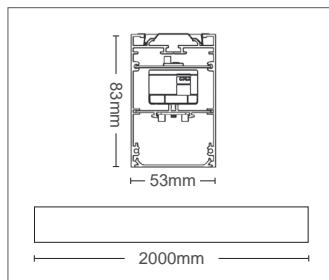
PROFILED SL1 66

powered by
TRIDONIC


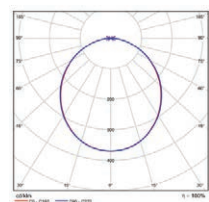
powered by
SAMSUNG

OSRAM
LED TECHNOLOGY INCLUDED

STANDARD VERSION	2428180 - Black color	2427580 - White color	66W	6600lm	3000K
	2428190 - Black color	2427590 - White color	66W	6930lm	4000K
	2428200 - Black color	2427600 - White color	66W	7260lm	6500K
HIGH LUMENS VERSION	2428210 - Black color	2427610 - White color	66W	9570lm	3000K
	2428220 - Black color	2427620 - White color	66W	9900lm	4000K
	2428230 - Black color	2427630 - White color	66W	10230lm	6500K
DIMMABLE STANDARD VERSION	2428240 - Black color	2427640 - White color	66W	6600lm	3000K
	2428250 - Black color	2427650 - White color	66W	6930lm	4000K
	2428260 - Black color	2427660 - White color	66W	7260lm	6500K
DIMMABLE HIGH LUMENS VERSION	2428270 - Black color	2427670 - White color	66W	9570lm	3000K
	2428280 - Black color	2427680 - White color	66W	9900lm	4000K
	2428290 - Black color	2427690 - White color	66W	10230lm	6500K



PHOTOMETRIC DIAGRAM



GENERAL INFORMATION

TETRIS 2 SL1 is an Angular connector for Linears PROFILED SL1. Is a Professional Line of fixtures.

SAMSUNG LED sources applied in our standard version of Linear Light Group solutions.

OSRAM LED sources applied in our High Lumens version of Linear Light Group solutions, offer highest performance and long duration.

The solutions subject of proposal vary in terms of form and type of installation, with one common denominator: the quality of our products. Linear standard versions are equipped with PHILIPS or TRIDONIC drivers.

Dimmable versions are equipped with TRI-DONIC 3 in 1 driver with option of 3 different dimmings (DALI / I-10V / PUSH BUTTON).

It can be installed on the surface of the ceiling or Suspended. The suspension set must be ordered separately, (HSL).

It can be installed on the wall. The mounting set must be ordered separately, (WML).

Polycarbonate difusser with High Permeability. There is option to put microprismatic difusser with 60° and UGR<15. It has to be ordered separately (MDL).

Housing of aluminum board electrostatically painted in sand white & sand black.



microprismatic diffuser 60° / UGR<15

9990920 - microprismatic diffuser

SUSPENSION SET HSL



9910020 - Black color

9910030 - White color

WALL MOUNTING ACCESSORIES SET WML



9911120 - Black color

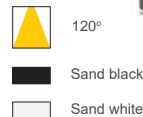
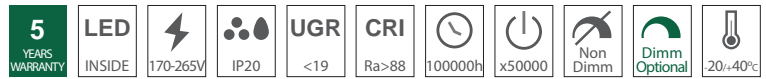
9911100 - White color

MIDDLE CONNECTOR MCL (optional)



middle connector for all profiled sl1 series

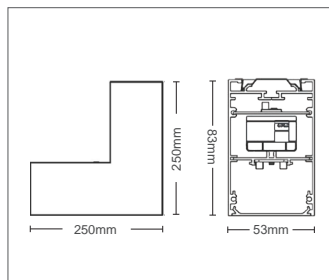
9910010 - middle connector



TETRIS 2 SL1



STANDARD VERSION	2429140 - Black color	2429020 - White color	9W	900lm	3000K
	2429150 - Black color	2429030 - White color	9W	945lm	4000K
	2429160 - Black color	2429040 - White color	9W	990lm	6500K
HIGH LUMENS VERSION	2429170 - Black color	2429050 - White color	9W	1260lm	3000K
	2429180 - Black color	2429060 - White color	9W	1350lm	4000K
	2429190 - Black color	2429070 - White color	9W	1395lm	6500K
DIMMABLE STANDARD VERSION	2429200 - Black color	2429080 - White color	9W	900lm	3000K
	2429210 - Black color	2429090 - White color	9W	945lm	4000K
	2429220 - Black color	2429100 - White color	9W	990lm	6500K
DIMMABLE HIGH LUMENS VERSION	2429230 - Black color	2429110 - White color	9W	1260lm	3000K
	2429240 - Black color	2429120 - White color	9W	1350lm	4000K
	2429250 - Black color	2429130 - White color	9W	1395lm	6500K



GENERAL INFORMATION

TETRIS 3 SL1 is a "T" connector for Linears PROFILED SL1. Is a Professional Line of fixtures.

SAMSUNG LED sources applied in our standard version of Linear Light Group solutions.

OSRAM LED sources applied in our High Lumens version of Linear Light Group solutions, offer highest performance and long duration.

The solutions subject of proposal vary in terms of form and type of installation, with one common denominator: the quality of our products. Linear standard versions are equipped with PHILIPS or TRIDONIC drivers.

Dimmable versions are equipped with TRI-DONIC 3 in 1 driver with option of 3 different dimmings (DALI / I-10V / PUSH BUTTON).

It can be installed on the surface of the ceiling or Suspended. The suspension set must be ordered separately, (HSL).

It can be installed on the wall. The mounting set must be ordered separately, (WML).

Polycarbonate difusser with High Permeability. There is option to put microprismatic difusser with 60° and UGR<15. It has to be ordered separately (MDL).

Housing of aluminum board electrostatically painted in sand white & sand black.



microprismatic diffuser 60° / UGR<15

9990930 - microprismatic diffuser

HANGING SET HSL (optional)



9910020 - Black color

9910030 - White color

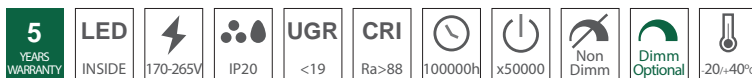
MIDDLE CONNECTOR MCL (optional)



middle connector for all profiled sl1 series

9910080 - middle connector

LINEAR LED LIGHTS




120°



Sand black




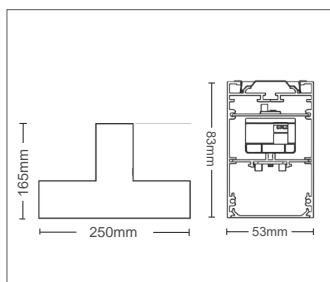
Sand white



TETRIS 3 SL1



STANDARD VERSION	2429380 - Black color	2429260 - White color	9W	900lm	3000K
	2429390 - Black color	2429270 - White color	9W	945lm	4000K
	2429400 - Black color	2429280 - White color	9W	990lm	6500K
HIGH LUMENS VERSION	2429410 - Black color	2429290 - White color	9W	1260lm	3000K
	2429420 - Black color	2429300 - White color	9W	1350lm	4000K
	2429430 - Black color	2429310 - White color	9W	1395lm	6500K
DIMMABLE STANDARD VERSION	2429440 - Black color	2429320 - White color	9W	900lm	3000K
	2429450 - Black color	2429330 - White color	9W	945lm	4000K
	2429460 - Black color	2429340 - White color	9W	990lm	6500K
DIMMABLE HIGH LUMENS VERSION	2429470 - Black color	2429350 - White color	9W	1260lm	3000K
	2429480 - Black color	2429360 - White color	9W	1350lm	4000K
	2429490 - Black color	2429370 - White color	9W	1395lm	6500K



GENERAL INFORMATION

TETRIS 4 SL1 is a Cross connector for Linears PROFILED SL1. Is a Professional Line of fixtures.

SAMSUNG LED sources applied in our standard version of Linear Light Group solutions.

OSRAM LED sources applied in our High Lumens version of Linear Light Group solutions, offer highest performance and long duration.

The solutions subject of proposal vary in terms of form and type of installation, with one common denominator: the quality of our products.

Linear standard versions are equipped with PHILIPS or TRIDONIC drivers.

Dimmable versions are equipped with TRIDONIC 3 in 1 driver with option of 3 different dimmings (DALI / I-10V / PUSH BUTTON).

It can be installed on the surface of the ceiling or Suspended. The suspension set must be ordered separately, (HSL).

It can be installed on the wall. The mounting set must be ordered separately, (WML).

Polycarbonate difusser with High Permeability. There is option to put microprismatic difusser with 60° and UGR<15. It has to be ordered separately (MDL).

Housing of aluminum board electrostatically painted in sand white & sand black.



microprismatic diffuser 60° / UGR<15

9990940 - microprismatic diffuser

HANGING SET HSL (optional)



9910020 - Black color

9910030 - White color

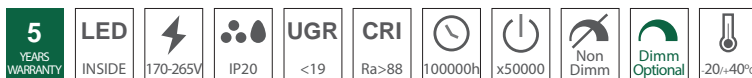
MIDDLE CONNECTOR MCL (optional)



middle connector for all profiled sl1 series

9910010 - middle connector

LINEAR LED LIGHTS





120°



Sand black



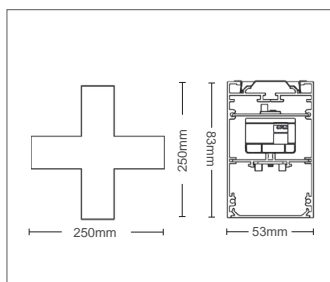
Sand white



TETRIS 4 SL1



STANDARD VERSION	2429620 - Black color	2429500 - White color	9W	900lm	3000K
	2429630 - Black color	2429510 - White color	9W	945lm	4000K
	2429640 - Black color	2429520 - White color	9W	990lm	6500K
HIGH LUMENS VERSION	2429650 - Black color	2429530 - White color	9W	1260lm	3000K
	2429660 - Black color	2429540 - White color	9W	1350lm	4000K
	2429670 - Black color	2429550 - White color	9W	1395lm	6500K
DIMMABLE STANDARD VERSION	2429680 - Black color	2429560 - White color	9W	900lm	3000K
	2429690 - Black color	2429570 - White color	9W	945lm	4000K
	2429700 - Black color	2429580 - White color	9W	990lm	6500K
DIMMABLE HIGH LUMENS VERSION	2429710 - Black color	2429590 - White color	9W	1260lm	3000K
	2429720 - Black color	2429600 - White color	9W	1350lm	4000K
	2430260 - Black color	2429610 - White color	9W	1395lm	6500K



GENERAL INFORMATION

PROFILED DIL1 is an up & down Professional Linear fixture.

SAMSUNG LED sources applied in our standard version of Linear Light Group solutions.

OSRAM LED sources applied in our High Lumens version of Linear Light Group solutions, offer highest performance and long duration.

The solutions subject of proposal vary in terms of form and type of installation, with one common denominator: the quality of our products.

Linear standard versions are equipped with PHILIPS or TRIDONIC drivers.

Dimmable versions are equipped with TRIDONIC 3 in 1 driver with option of 3 different dimmings (DALI / 1-10V / PUSH BUTTON).

It can be installed Suspended. Suspension set included in the package.

Polycarbonate difusser with High Permeability. There is option to put microprismatic diffuser with 60° and UGR<15. It has to be ordered separately (MDL).

Housing of aluminum board electrostatically painted in sand white & sand black.


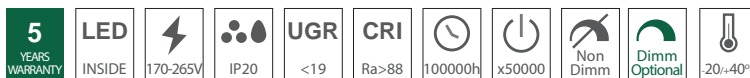
SUSPENSION SET



9910020 - Black color

9910030 - White color

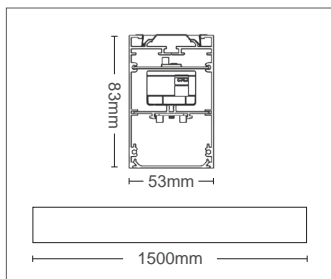
LINEAR LED LIGHTS




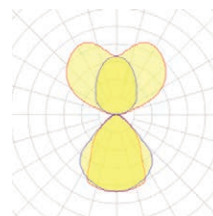
PROFILED DIL1 63



STANDARD VERSION	2430100 - Black	2430070 - White	80W (48W+32W)	4800/3200lm	3000K
	2430110 - Black	2430080 - White	80W (48W+32W)	5040/3360lm	4000K
	2430120 - Black	2430090 - White	80W (48W+32W)	5280/3500lm	6000K
HIGH LUMENS VERSION	2430160 - Black	2430130 - White	86W (50W+36W)	7250/5040lm	3000K
	2430170 - Black	2430140 - White	86W (50W+36W)	7500/5220lm	4000K
	2430180 - Black	2430150 - White	86W (50W+36W)	7750/5580lm	6000K



PHOTOMETRIC DIAGRAM





GENERAL INFORMATION

PROFILED RL is a Professional line of Linear-fixtures.

SAMSUNG LED sources applied in our standard version of Linear Light Group solutions.

OSRAM LED sources applied in our High Lumens version of Linear Light Group solutions, offer highest performance and long duration.

The solutions subject of proposal vary in terms of form and type of installation, with one common denominator: the quality of our products.

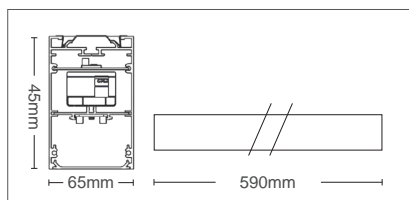
Dimmable versions are equipped with TRIDONIC 3 in 1 driver with option of 3 different dimmings (DALI / I-10V / PUSH BUTTON).

Intended for Recessed installation.

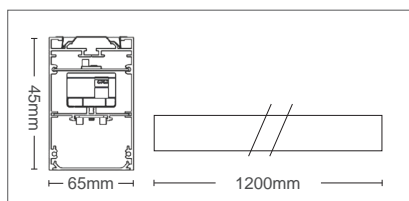
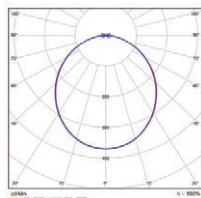
Housing of aluminum board electrostatically painted with sandblasted finishing in sand white & sand black.

Different body color is possible according to the project needs.

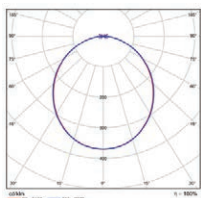
Polycarbonate difusser with High Permeability.



PHOTOMETRIC DIAGRAM



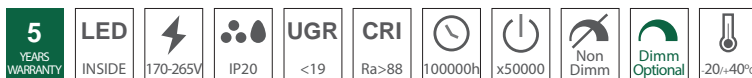
PHOTOMETRIC DIAGRAM



microprismatic diffuser 60° / UGR<15

99909650 - microprismatic diffuser

RECESSED LINEAR LED LIGHTS



120°

Sand black



Sand white

PROFILED RL1 20



STANDARD VERSION	2428300 - Black color	2428540 - White color	20W	2000lm	3000K
	2428310 - Black color	2428550 - White color	20W	2100lm	4000K
	2428320 - Black color	2428560 - White color	20W	2200lm	6500K
HIGH LUMENS VERSION	2428330 - Black color	2428570 - White color	20W	2900lm	3000K
	2428340 - Black color	2428580 - White color	20W	3000lm	4000K
	2428350 - Black color	2428590 - White color	20W	3100lm	6500K
DIMMABLE STANDARD VERSION	2428360 - Black color	2428600 - White color	20W	2000lm	3000K
	2428370 - Black color	2428610 - White color	20W	2100lm	4000K
	2428380 - Black color	2428620 - White color	20W	2200lm	6500K
DIMMABLE HIGH LUMENS VERSION	2428390 - Black color	2428630 - White color	20W	2900lm	3000K
	2428400 - Black color	2428640 - White color	20W	3000lm	4000K
	2428410 - Black color	2428650 - White color	20W	3100lm	6500K

PROFILED RL1 40



STANDARD VERSION	2428420 - Black color	2428660 - White color	40W	4200lm	3000K
	2428430 - Black color	2428670 - White color	40W	4210lm	4000K
	2428440 - Black color	2428680 - White color	40W	4640lm	6500K
HIGH LUMENS VERSION	2428450 - Black color	2428690 - White color	40W	5800lm	3000K
	2428460 - Black color	2428700 - White color	40W	6000lm	4000K
	2428470 - Black color	2428710 - White color	40W	6200lm	6500K
DIMMABLE STANDARD VERSION	2428480 - Black color	2428720 - White color	40W	4200lm	3000K
	2428490 - Black color	2428730 - White color	40W	4210lm	4000K
	2428500 - Black color	2428740 - White color	40W	4640lm	6500K
DIMMABLE HIGH LUMENS VERSION	2428510 - Black color	2428750 - White color	40W	5800lm	3000K
	2428520 - Black color	2428760 - White color	40W	6000lm	4000K
	2428530 - Black color	2428770 - White color	40W	6200lm	6500K

GENERAL INFORMATION

TETRIS 2 RL1 is a recessed Angular connector for Linears PROFILED RL1. Is a Professional line of fixtures.

SAMSUNG LED sources applied in our Linear Ceiling Light Group solutions, offer high performance and long duration.

OSRAM LED sources applied in our High Lumens version of Linear Light Group solutions, offer highest performance and long duration.

The solutions subject of proposal vary in terms of form and type of installation, with one common denominator: the quality of our products.

Linear standard versions are equipped with PHILIPS or TRIDONIC drivers.

Dimmable versions are equipped with TRIDONIC 3 in 1 driver with option of 3 different dimmings (DALI / I-10V / PUSH BUTTON).

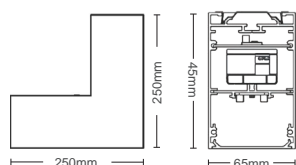
Polycarbonate difusser with High Permeability. There is option to put microprismatic diffuser with 60° and UGR<15. It has to be ordered seperately (MDL).

Housing of aluminum board electrostatically painted in sand white & sand black.



microprismatic diffuser 60° / UGR<15

9990960 - microprismatic diffuser



RECESSED LINEAR LED LIGHTS

5 YEARS WARRANTY	LED INSIDE	170-265V	IP20	UGR <19	CRI Ra>88	100000h	x50000	Non Dimm	Dimm Optional	20-40°C
-------------------------------	----------------------	-----------------	-------------	-------------------	---------------------	----------------	---------------	-----------------	----------------------	----------------



120°

■ Sand black

□ Sand white



TETRIS 2 RL1



STANDARD VERSION	2428900 - Black color	2428780 - White color	9W	900lm	3000K
	2428910 - Black color	2428790 - White color	9W	945lm	4000K
	2428920 - Black color	2428800 - White color	9W	990lm	6500K
HIGH LUMENS VERSION	2428930 - Black color	2428810 - White color	9W	1260lm	3000K
	2428940 - Black color	2428820 - White color	9W	1350lm	4000K
	2428950 - Black color	2428830 - White color	9W	1395lm	6500K
DIMMABLE STANDARD VERSION	2428960 - Black color	2428840 - White color	9W	900lm	3000K
	2428970 - Black color	2428850 - White color	9W	945lm	4000K
	2428980 - Black color	2428860 - White color	9W	990lm	6500K
DIMMABLE HIGH LUMENS VERSION	2428990 - Black color	2428870 - White color	9W	1260lm	3000K
	2429000 - Black color	2428880 - White color	9W	1350lm	4000K
	2429010 - Black color	2428890 - White color	9W	1395lm	6500K



3

CEILING LIGHTS

RECESSED, SURFACE & SUSPENDED
LIGHTING PANELS & PLAFONS

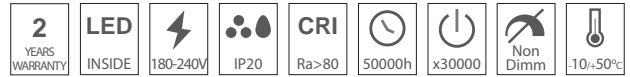
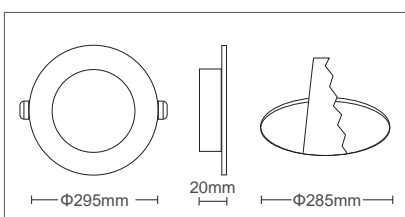
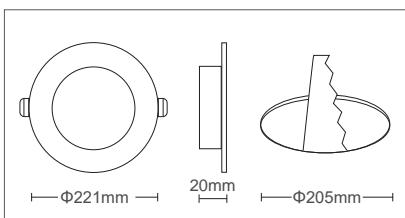
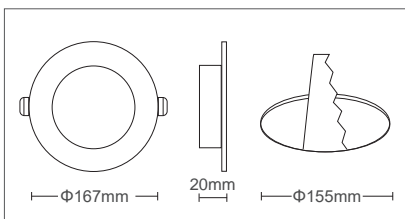
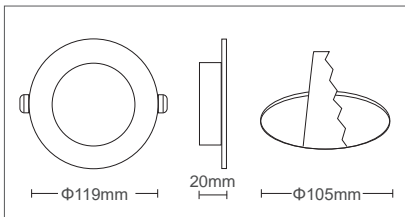
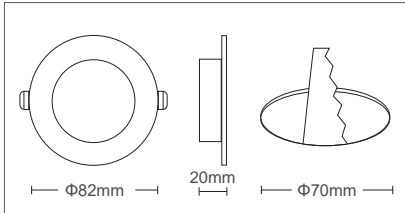
RECESSED LED CEILING PANEL LIGHTS

GENERAL INFORMATION

LENA RX is a family of round recessed led light fixtures equipped with SANAN LED sources in the sidelight position.

Housing of aluminum board electrostatically painted with sandblasted finishing in sand white.

Diffuser of opal polystyrene with 120° beam angle. Driver is included in the package.



120°



Sand white

LENA RX 3

2023880	3W	282lm	3000K
2023890	3W	285lm	4000K
2023900	3W	300lm	6000K

LENA RX 6

2023910	6W	564lm	3000K
2023920	6W	570lm	4000K
2023930	6W	600lm	6000K

LENA RX 12

2023940	12W	1128lm	3000K
2023950	12W	1140lm	4000K
2023960	12W	1200lm	6000K

LENA RX 18

2023970	18W	1692lm	3000K
2023980	18W	1710lm	4000K
2023990	18W	1800lm	6000K

LENA RX 24

2024000	24W	2256lm	3000K
2024010	24W	2280lm	4000K
2024020	24W	2400lm	6000K

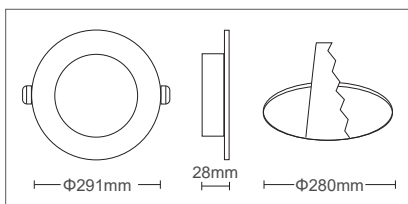
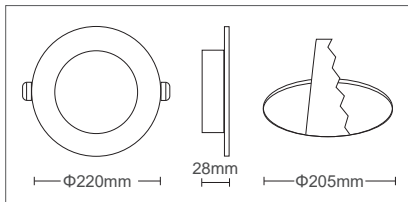
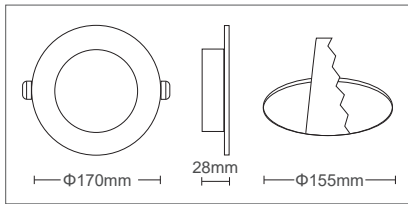
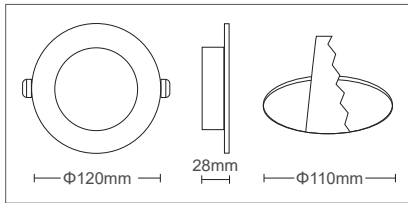
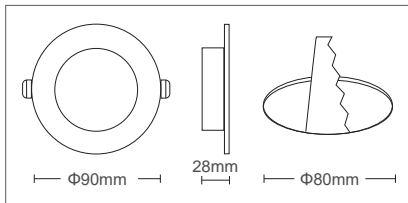
GENERAL INFORMATION

LINA R is a family of round recessed led light fixtures equipped with SANAN LED sources in the backlight position.

Housing of PP painted with in sand white.

Diffuser of opal polystyrene with anti-yellow treatment with 120° beam angle & UGR<19.

Driver is included in the package.



RECESSED LED CEILING PANEL LIGHTS



120°



Sand white



Sand black

LINA R3

2027540 - White color	3W	330lm	3000K
2027160 - White color	3W	330lm	4000K
2027170 - White color	3W	330lm	6000K

LINA R6

2027550 - White color	6W	660lm	3000K
2027180 - White color	6W	660lm	4000K
2027190 - White color	6W	660lm	6000K
2027181 - Black color	6W	660lm	4000K

LINA R12

2027560 - White color	12W	1320lm	3000K
2027200 - White color	12W	1320lm	4000K
2027210 - White color	12W	1320lm	6000K
2027201 - Black color	12W	1320lm	4000K

LINA R18

2027570 - White color	18W	1980lm	3000K
2027220 - White color	18W	1980lm	4000K
2027230 - White color	18W	1980lm	6000K
2027221 - Black color	18W	1980lm	4000K

LINA R24

2027240 - White color	24W	2640lm	4000K
2027250 - White color	24W	2640lm	6000K



GENERAL INFORMATION

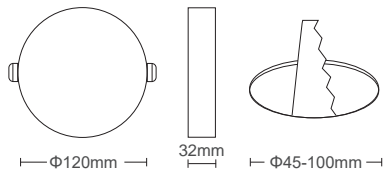
DARIA R is a family of round recessed led light fixtures equipped with SANAN LED sources in the backlight position.

Housing of aluminum board electrostatically painted with sandblasted finishing in mat white.

Diffuser of opal polycarbonate with anti-yellow treatment with 170° beam angle & UGR<19.

Standard driver is included in the package.

Adjustable positions for the hooks in order to fit to many different hall sizes



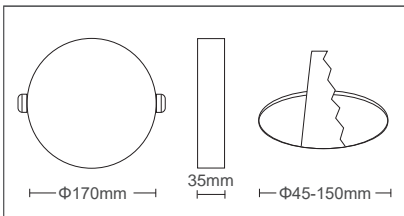
RECESSED LED CEILING PANEL LIGHTS



120°

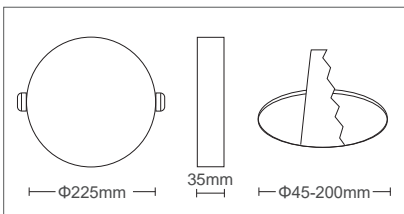
DARIA R 17

2025510	17W	1872lm	4000K
2025520	17W	1908lm	6500K



DARIA R 24

2025540	24W	2544lm	4000K
2025550	24W	2592lm	6500K



DARIA R 36

2025570	36W	3888lm	4000K
2025580	36W	3960lm	6500K



GENERAL INFORMATION

HELEN R is a family of round waterproof recessed led light fixtures equipped with SANAN LED sources in the backlight position. Housing of aluminum board electrostatically painted with sandblasted finishing in sand white. Diffuser of opal polycarbonate with anti-yellow treatment. Driver is included in the package.

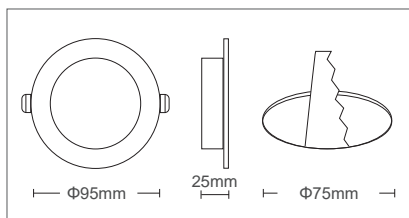
RECESSED LED CEILING PANEL LIGHTS



120°

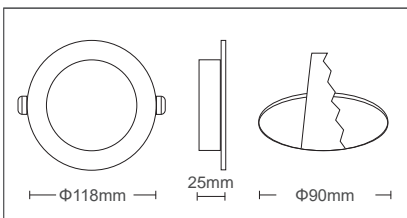


Sand white



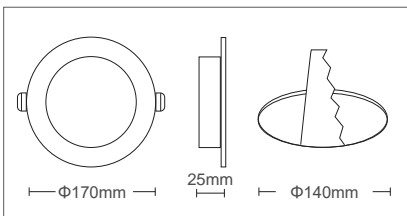
HELEN R 5

2024360	5W	425lm	3000K
2027480	5W	425lm	4000K
2027490	5W	207lm	6000K



HELEN R 9

2027500	9W	765lm	4000K
2027510	9W	765lm	6000K



HELEN R 18

2027520	18W	1530lm	4000K
2027530	18W	1530lm	6000K



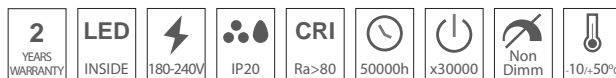
RECESSED LED CEILING PANEL LIGHTS

GENERAL INFORMATION

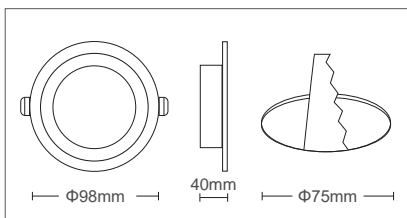
LENA RG is a family of round recessed led light fixtures equipped with SANAN LED sources in the backlight position.

Housing of glass & aluminum board electrostatically painted with sandblasted finishing in sand white.

Diffuser of semi transparent glass with 120° beam angle. Driver is included in the package.

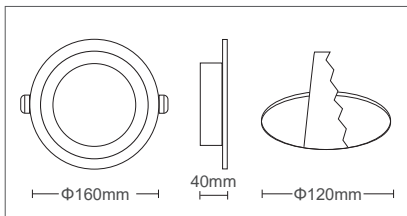


120°



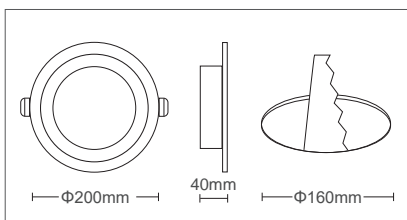
LENA RG 6

2023400	6W	564lm	3000K
2023410	6W	570lm	4000K
2023420	6W	600lm	6000K



LENA RG 12

2023430	12W	1128lm	3000K
2023440	12W	1140lm	4000K
2023450	12W	1200lm	6000K



LENA RG 16

2023460	16W	1440lm	3000K
2023470	16W	1504lm	4000K
2023480	16W	1520lm	6000K

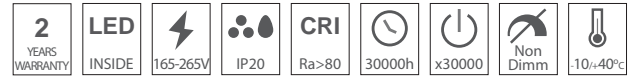
RECESSED LED CEILING PANEL LIGHTS

GENERAL INFORMATION

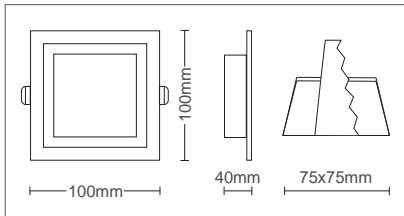
LENA SG is a family of square recessed led light fixtures equipped with SANAN LED sources in the backlight position.

Housing of glass & aluminum board electrostatically painted with sandblasted finishing in sand white.

Diffuser of semi transparent glass with 120° beam angle. Driver is included in the package.

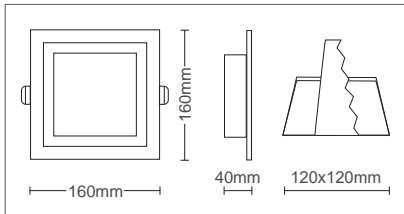


120°



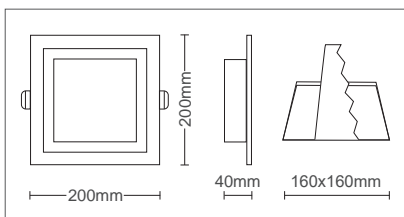
LENA SG 6

2023490	6W	564lm	3000K
2023500	6W	570lm	4000K
2023510	6W	600lm	6000K



LENA SG 12

2023520	12W	1128lm	3000K
2023530	12W	1140lm	4000K
2023540	12W	1200lm	6000K



LENA SG 16

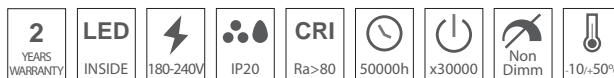
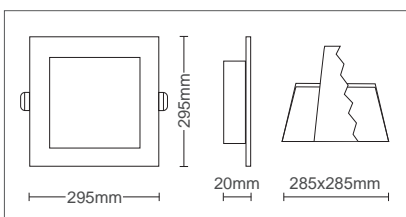
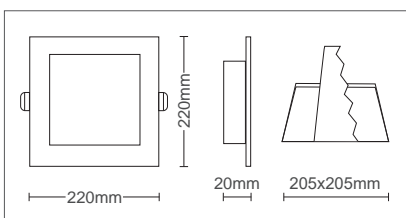
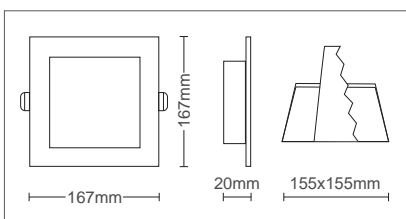
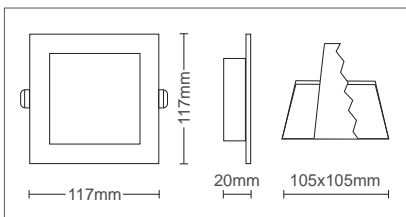
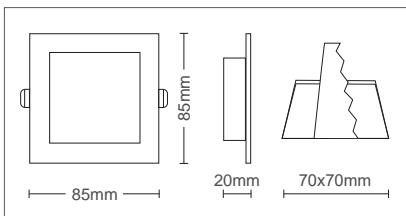
2023550	16W	1440lm	3000K
2023560	16W	1504lm	4000K
2023570	16W	1520lm	6000K

GENERAL INFORMATION

LENA SX is a family of square recessed led light fixtures equipped with SANAN LED sources in the sidelight position.

Housing of aluminum board electrostatically painted with sandblasted finishing in sand white.

Diffuser of opal polystyrene with 120° beam angle. Driver is included in the package.



120°



Sand white

LENA SX 3

2024030	3W	282lm	3000K
2024040	3W	285lm	4000K
2024050	3W	300lm	6000K

LENA SX 6

2024060	6W	564lm	3000K
2024070	6W	570lm	4000K
2024080	6W	600lm	6000K

LENA SX 12

2024090	12W	1128lm	3000K
2024100	12W	1140lm	4000K
2024110	12W	1200lm	6000K

LENA SX 18

2024120	18W	1692lm	3000K
2024130	18W	1710lm	4000K
2024140	18W	1800lm	6000K

LENA SX 24

2024150	24W	2256lm	3000K
2024160	24W	2280lm	4000K
2024170	24W	2400lm	6000K

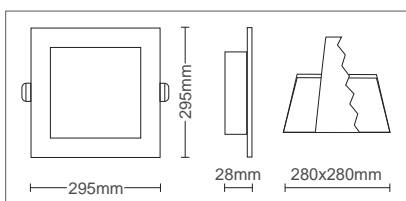
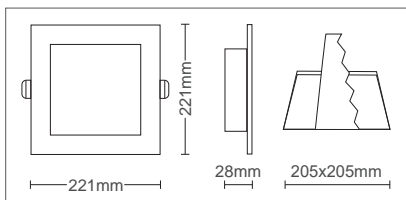
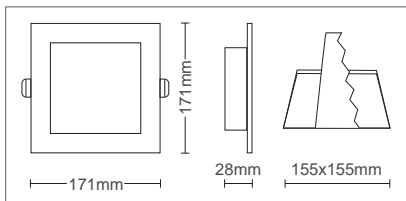
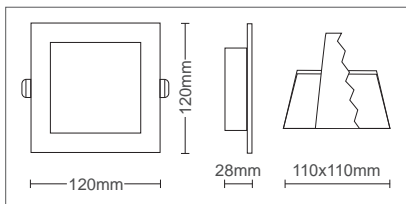
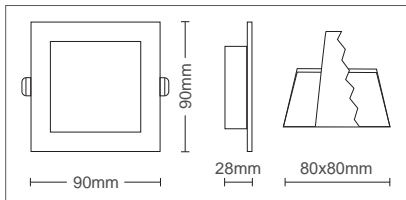
GENERAL INFORMATION

LINA R is a family of square recessed led light fixtures equipped with SANAN LED sources in the backlight position.

Housing of PP painted with in sand white.

Diffuser of opal polystyrene with anti-yellow treatment with 120° beam angle & UGR<19.

Driver is included in the package.



RECESSED LED CEILING PANEL LIGHTS



120°



Sand white



LINA S 3

2027260	3W	330lm	4000K
2027270	3W	330lm	6000K

LINA S 6

2027280	6W	660lm	4000K
2027290	6W	660lm	6000K

LINA S 12

2027300	12W	1320lm	4000K
2027310	12W	1320lm	6000K

LINA S 18

2027320	18W	1980lm	4000K
2027330	18W	1980lm	6000K

LINA S 24

2027340	24W	2640lm	4000K
2027350	24W	2640lm	6000K

SURFACE LED CEILING PANEL LIGHTS

GENERAL INFORMATION

LINDA-R is a family of round surface led light fixtures equipped with SANAN LED sources in the sidelight position.

Housing of die-cast aluminum board electrostatically painted with sandblasted finishing in sand white.

Diffuser of opal polypropylene with 120° beam angle.

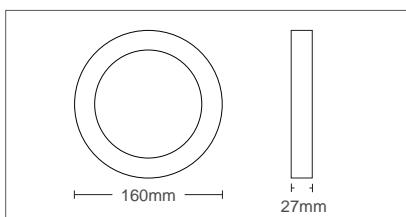
Driver is included in the package.



120°

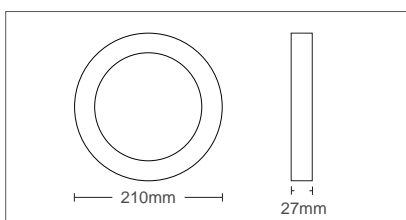


Sand white



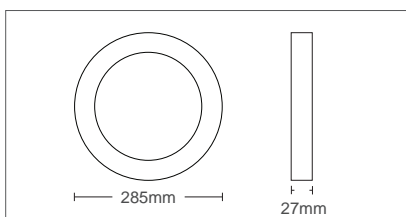
LINDA R 12

2023640	12W	1128lm	3000K
2023650	12W	1140lm	4000K
2023660	12W	1200lm	6500K



LINDA R 20

2023670	20W	1880lm	3000K
2023680	20W	1900lm	4000K
2023690	20W	2000lm	6500K



LINDA R 24

2023700	24W	2256lm	3000K
2023710	24W	2280lm	4000K
2023720	24W	2400lm	6500K

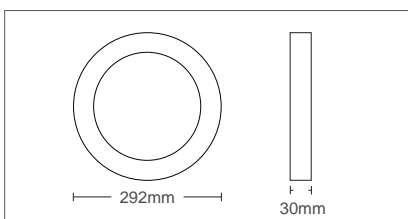
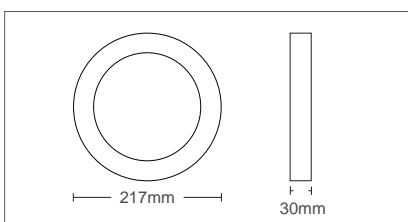
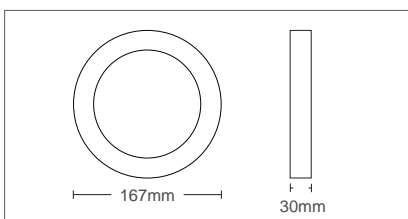
GENERAL INFORMATION

LARA R is a family of round surface led light fixtures equipped with SANAN LED sources in the backlight position.

Housing of PP painted with in sand white.

Diffuser of opal polystyrene with anti-yellow treatment with 120° beam angle & UGR<19.

Driver is included in the package.



SURFACE LED CEILING PANEL LIGHTS



120°



Sand white

LARA R 12

2027580 - White color	12W	1320lm	3000K
2027360 - White color	12W	1320lm	4000K
2027370 - White color	12W	1320lm	6000K

LARA R 18

2027590 - White color	18W	1980lm	3000K
2027380 - White color	18W	1980lm	4000K
2027390 - White color	18W	1980lm	6000K
2027381 - Black color	18W	1980lm	4000K

LARA R 24

2027600 - White color	24W	2640lm	3000K
2027400 - White color	24W	2640lm	4000K
2027410 - White color	24W	2640lm	6000K

SURFACE LED CEILING PANEL LIGHTS

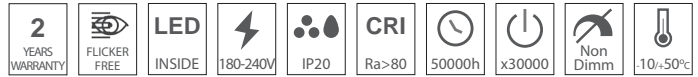
GENERAL INFORMATION

LINDA-R is a family of round surface led light fixtures equipped with SANAN LED sources in the sidelight position.

Housing of die-cast aluminum board electrostatically painted with sandblasted finishing in sand white.

Diffuser of opal polypropylene with 120° beam angle.

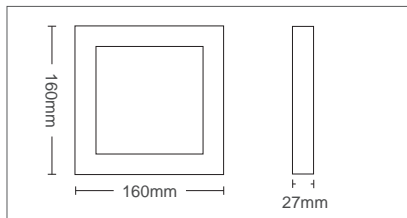
Driver is included in the package.



120°

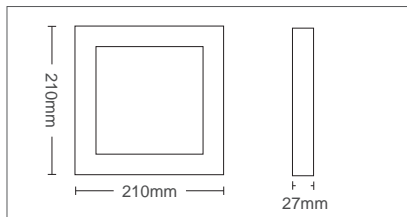


Sand white



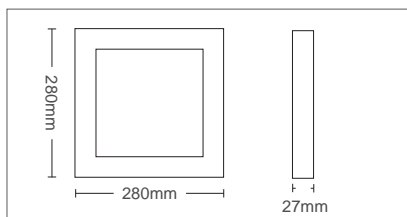
LINDA S 12

2023790	12W	1128lm	3000K
2023800	12W	1140lm	4000K
2023810	12W	1200lm	6500K



LINDA S 20

2023820	20W	1880lm	3000K
2023830	20W	1900lm	4000K
2023840	20W	2000lm	6500K



LINDA S 24

2023850	24W	2256lm	3000K
2023860	24W	2280lm	4000K
2023870	24W	2400lm	6500K



GENERAL INFORMATION

LARA R is a family of square surface led light fixtures equipped with SANAN LED sources in the backlight position.

Housing of PP painted with in mat white.

Diffuser of opal polystyrene with anti-yellow treatment with 120° beam angle & UGR<19.

Driver is included on the fixture.

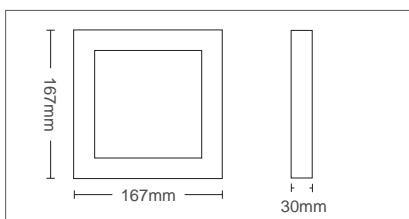
SURFACE LED CEILING PANEL LIGHTS



120°

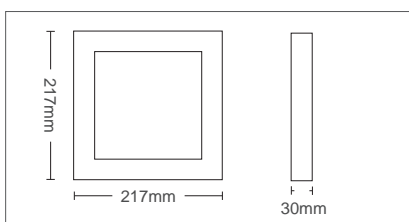


Sand white



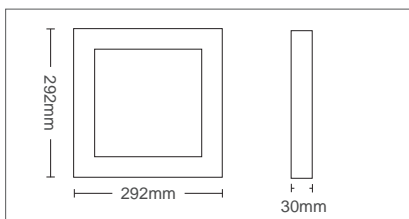
LARA S 12

2027420	12W	1320lm	4000K
2027430	12W	1320lm	6000K



LARA S 18

2027445	18W	1980lm	3000K
2027440	18W	1980lm	4000K
2027450	18W	1980lm	6000K



LARA S 24

2027465	24W	2640lm	3000K
2027460	24W	2640lm	4000K
2027470	24W	2640lm	6000K



2 IN 1
SURFACE
BACKLIGHT
LED PANELS

GENERAL INFORMATION

COMBO is a 2 in 1 panel led light fixture equipped with SAMSUNG LED sources in the backlight position.

It can be installed in-grid, on the surface of the ceiling without additional frame or suspended with the pendant set PANELFIX-P (suspension set has to be ordered separately).

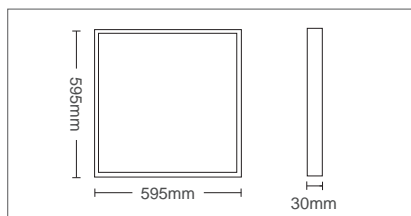
Housing of aluminum board electrostatically painted with sandblasted finishing in mat white color.

Diffuser of opal polystyrene with anti-yellow treatment with 120° beam angle.

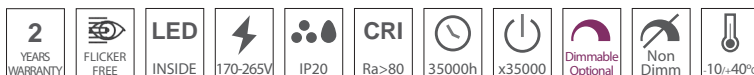
Standard driver is included in the fixture.

Dimming option, with PANELDIM, 3in1 dimming with TRIDONIC driver one4all (DALI-2 DT 6, DSI, switch DIM, corridor FUNCTION V2). Driver has to be ordered separately.

Emergency unit, EMUP 1, with 3 hours autonomy is available for COMBO 2 IN 1 and has to be ordered separately.



LED CEILING PANEL LIGHTS



120°

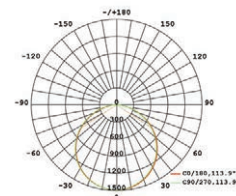


Sand white

COMBO 2IN1



PHOTOMETRIC DIAGRAM



2430330	40W	4400lm	4000K
2430040	40W	4400lm	6000K
6200160	EMUP 1		
9990860	PANELDIM		
9901230	PANELFIX P		

GENERAL INFORMATION

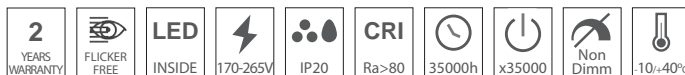
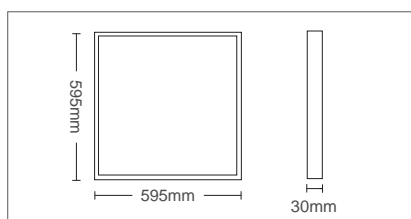
COMBO E is a 2 in 1 panel led light fixture equipped with SANAN LED sources in the backlight position.

It can be installed in-grid, on the surface of the ceiling without additional frame or suspended with the pendant set PANELFIX-P (suspension set has to be ordered separately).

Housing of aluminum board electrostatically painted with sandblasted finishing in mat white color.

Diffuser of opal polystyrene with anti-yellow treatment with 120° beam angle.

Standard driver is included in the fixture.



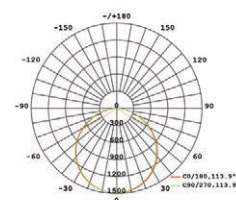
120°



Sand white

COMBO E 2IN1

PHOTOMETRIC DIAGRAM



2430050	40W	4000lm	4000K
2430060	40W	4000lm	6000K
9901230	PANELFIX P		



LED CEILING PANEL LIGHTS

GENERAL INFORMATION

VENUS BC is a family of panel led light fixtures equipped with SAMSUNG LED sources in the backlight position.

It is for in grid ceiling installation, can be installed on the surface of the ceiling with the frame PANELFIX-S (has to be ordered separately). Also can be installed recessed on false ceilings with the set PANELFIX-C has to be ordered separately).

Housing of aluminum board electrostatically painted with sandblasted finishing in sand white.


Diffuser of opal polystyrene with anti-yellow treatment with 120° beam angle & UGR<19. Standard driver is included on the fixture.



150°



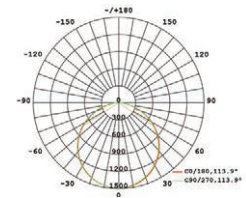
Sand white



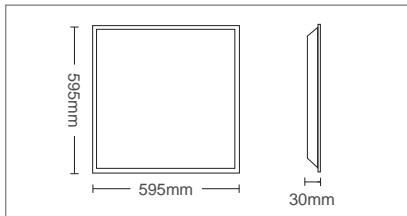
VENUS BC



PHOTOMETRIC DIAGRAM



2429730	48W	5280lm	4000K
2429740	48W	5376lm	6000K
9901212	PANELFIX S		
9901240	PANELFIX C		



GENERAL INFORMATION

ZAGREY is a family of panel led light fixtures equipped with high lumen SAMSUNG LED sources in the backlight position.

It is for in grid ceiling installation, can be installed on the surface of the ceiling with the frame PANELFIX-S (has to be ordered separately). Also can be installed recessed on false ceilings with the set PANELFIX-C has to be ordered separately).

Housing of aluminum board electrostatically painted with sandblasted finishing in mat white.


Diffuser of opal polystyrene with anti-yellow treatment with 120° beam angle & UGR<19. Standard driver is included in the fixture.



120°



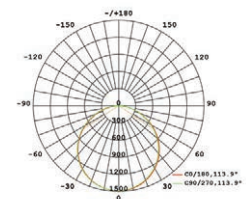
Sand white



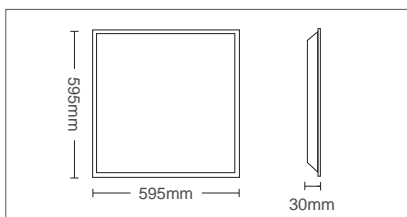
ZAGREY



PHOTOMETRIC DIAGRAM



2430010	36W	4680lm	4000K
2430020	36W	4750lm	6500K
9901212	PANELFIX S		
9901240	PANELFIX C		



LED CEILING PANEL LIGHTS

GENERAL INFORMATION

ZAGREY-A is a family of panel led light fixtures equipped with high lumen SAMSUNG LED sources in the backlight position and LiFUD external driver.

It can be installed recessed on false ceilings with the set PANELFIX-C has to be ordered separately).

Housing of aluminum board electrostatically painted with sandblasted finishing in mat white.

Diffuser is with Micro-Prismatic structure for glare reduction, UV-protected with 120° beam angle & UGR<19.

Standard driver is included in the fixture.

Emergency unit, EMUP 1, with 3 hours autonomy is available for ZAGREY A and has to be ordered separately.



120°



Sand white

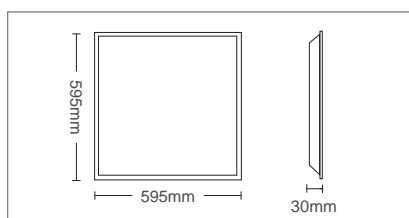
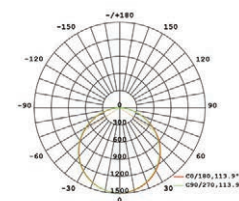


ZAGREY-A



2430300	36W	4680lm	4000K	10 pcs polybag
2430310	36W	4750lm	6500K	10 pcs polybag
2430320	36W	4680lm	4000K	8 psc carton pack
2430330	36W	4750lm	6500K	8 psc carton pack
9901240	PANELFIX C			

PHOTOMETRIC DIAGRAM



GENERAL INFORMATION

VENUS BC is a family of panel led light fixtures equipped with SAMSUNG LED sources in the backlight position.

It is for in grid ceiling installation, can be installed on the surface of the ceiling with the frame PANELFIX-S (has to be ordered separately). Also can be installed recessed on false ceilings with the set PANELFIX-C has to be ordered separately).

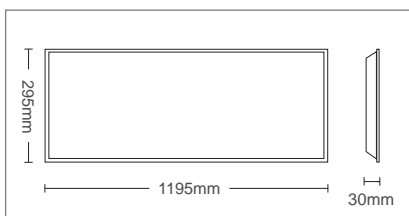
Housing of aluminum board electrostatically painted with sandblasted finishing in sand white.

Diffuser of opal polystyrene with anti-yellow treatment with 120° beam angle.

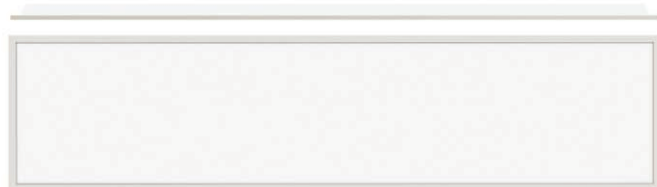
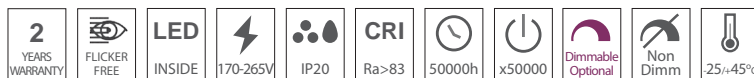
Standard driver is included on the fixture.

Dimming option, with PANELDIM, 3in1 dimming with TRIDONIC driver one4all (DALI-2 DT 6, DSI, switch DIM, corridor FUNCTION V2). Driver has to be ordered separately.

Emergency unit, EMUP 1, with 3 hours autonomy is available for VENUS-BC and has to be ordered separately.



LED CEILING PANEL LIGHTS



150°



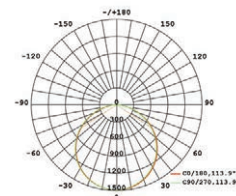
Sand white



VENUS BC



PHOTOMETRIC DIAGRAM



2429920	48W	5184lm	4000K
2429930	48W	5280lm	6000K
6200160	EMUP 1		
9990860	PANELDIM		
9901213	PANELFIX S		
9901240	PANELFIX C		

GENERAL INFORMATION

VENUS BC is a family of panel led light fixtures equipped with high lumen SAMSUNG LED sources in the backlight position.

It can be installed in-grid, on the surface of the ceiling without additional frame or suspended with the pendant set PANELFIX-P (suspension set has to be ordered separately).

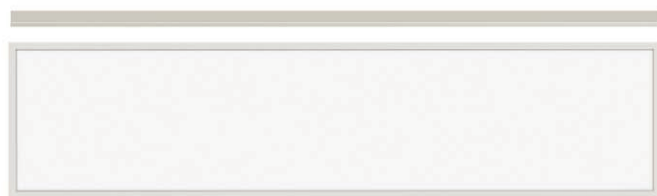
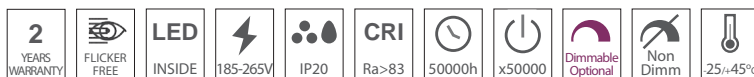
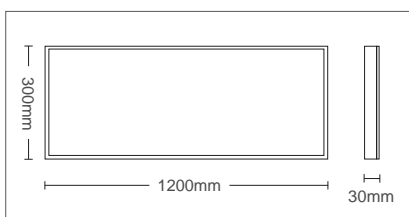
Housing of aluminum board electrostatically painted with sandblasted finishing in mat white.

Diffuser of opal polystyrene with anti-yellow treatment with 120° beam angle.

Standard driver is included in the fixture.

Dimming option, with PANELDIM, 3in1 dimming with TRIDONIC driver one4all (DALI-2 DT 6, DSI, switch DIM, corridor FUNCTION V2). Driver has to be ordered separately.

Emergency unit, EMUP 1, with 3 hours autonomy is available for ZAGREY and has to be ordered separately.



120°



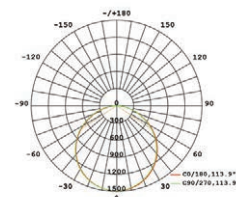
Sand white



VENUS BC



PHOTOMETRIC DIAGRAM



2429940	48W	4680lm	4000K
2429950	48W	4750lm	6500K
6200160	EMUP 1		
9990860	PANELDIM		
9901230	PANELFIX P		



PANELFIX C

9901240 SET by 4 pcs


Set by 4 clips necessary for recessed mounting of the panel .



PANELFIX P

9901230 Recessed Vertical Corner

Set by 4 wires and 4 bases, necessary for suspension mounting of the panel. The length of the wires is 1.5m and is adjustable.



PANELFIX S

9901212 Frame 60x60

Disassembled set of frame 60x60 for surface installation of the panels. Is made by aluminium.



PANELDIM

9990860 3 in1 Dimmable driver 50W

Tridonic driver one4all (DALI-2 DT 6, DSI, switch DIM, corridor-FUNCTION V2). You can select the desired method of dimming according to the needs of the project.
Dimming range 10 – 100 % (min. 25 mA).
Max. output power 50 W.



EMUP

6200150 Emergency unit 3-50W

Emergency Unit ready to use. Offers 3 hours working time on 3W output power. Battery: LiOn 3.7V 2200mAh. It can be connected on panels from 3-50W.



EMUP 1

6200160 Emergency unit 10-50W

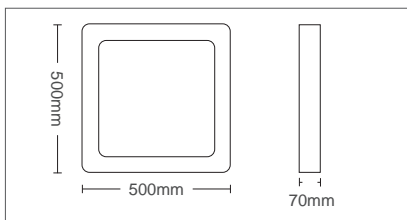
Emergency Unit ready to use. Offers 3 hours working time on 10W output power. Battery: LiOn 3x3.7V 2200mAh. It can be connected on panels from 10-50W.



SURFACE OR PENDANT
LED CEILING LIGHTS

TECHNICAL SPECIFICATIONS

Power	
45W	
Luminous Flux	
3600LM	
Color Temperature	
3000K / 4000K / 6000K - 3CCT+DIP SWITCH	
CRI	80
Power Factor	>0.95
Voltage Range	180-265V
Beam Angle	120°
Protection Class	IP20
Working Temperature	-20°C/+40°C
Main Material	Aluminium



120°



Sand black



FINESSE F 45

FINESSE F45 is a linear frame ceiling mounting lighting fixture, equipped with backlit technology of SANAN LED sources arrangement with 3 position switch for ranging the color temperature between 3000K, 4000K or 6000K. It can be installed on the surface of the ceiling or suspended, suspension set included in the package. Housing of aluminum board electrostatically painted with sandblasted finishing in sand black. PS diffuser.

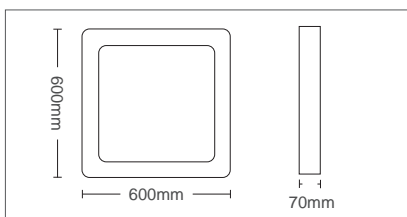
SUSPENSION SET included



2026320 - Black color

TECHNICAL SPECIFICATIONS

Power	
60W	
Luminous Flux	
4800LM	
Color Temperature	
3000K / 4000K / 6000K - 3CCT+REM.+APP.	
CRI	80
Power Factor	>0.95
Voltage Range	180-265V
Beam Angle	120°
Protection Class	IP20
Working Temperature	-20°C/+40°C
Main Material	Aluminium



120°



Sand black



FINESSE F 60

FINESSE F60 is a linear frame ceiling mounting lighting fixture, equipped with backlit technology of SANAN LED sources arrangement. Operates with rem. control & Mobile Application which can make scenarios, dimming, select the color temperature between 3000K, 4000K or 6000K, etc. It can be installed on the surface of the ceiling or suspended, suspension set included in the package. Housing of aluminum board electrostatically painted with sandblasted finishing in sand black.

SUSPENSION SET included



2026330 - Black color

GENERAL INFORMATION

PROFILED PS is a Professional line of fixtures. SAMSUNG LED sources applied in our standard version of Donut Ceiling Linear Light Group solutions.

OSRAM LED sources applied in our High Lumens version of Donut Ceiling Linear Light Group solutions, offer highest performance and long duration.

The solutions subject of proposal vary in terms of form and type of installation, with one common denominator: the quality of our products. Standard version is equipped with PHILIPS or TRIDONIC drivers.


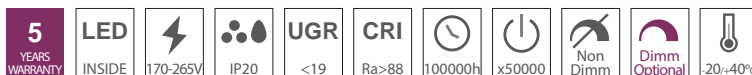
Dimmable versions are equipped with TRIDONIC 3 in 1 driver with option of 3 different dimmings (DALI / 1-10V / PUSH BUTTON). Intended for surface or Suspended installation. The suspension set which is including in the package consisted of 1 square rozete and 4 ropes with length of 1.5m each which are adjustable.

Housing of aluminum board electrostatically painted with sandblasted finishing in sand white & sand black.

Different body color is possible according to the project needs.

Polycarbonate difusser with High Permeability.

SURFACE OR PENDANT LED CEILING LIGHTS

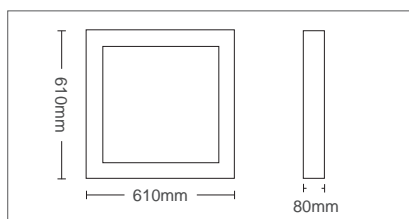


120°

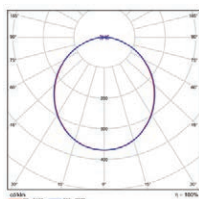
Sand black

Sand white

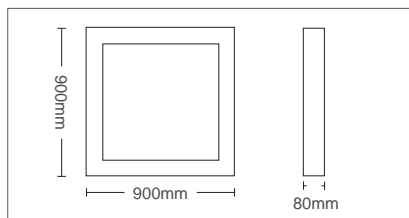
PROFILED PS 50



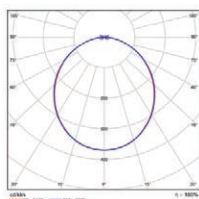
PHOTOMETRIC DIAGRAM



STANDARD VERSION	2423370 - Black color	2423280 - White color	60W	5980lm	3000K
	2423380 - Black color	2423290 - White color	60W	6164lm	4000K
	2423390 - Black color	2423300 - White color	60W	6348lm	6500K
HIGH LUMENS VERSION	2425780 - Black color	2425690 - White color	60W	8700lm	3000K
	2425790 - Black color	2425700 - White color	60W	9000lm	4000K
	2425800 - Black color	2425710 - White color	60W	9300lm	6500K
DIMMABLE HIGH LUMENS VERSION	2425810 - Black color	2425720 - White color	60W	8700lm	3000K
	2425820 - Black color	2425730 - White color	60W	9000lm	4000K
	2425830 - Black color	2425740 - White color	60W	9300lm	6500K



PHOTOMETRIC DIAGRAM



PROFILED PS 80



STANDARD VERSION	2423400 - Black color	2423310 - White color	80W	9360lm	3000K
	2423410 - Black color	2423320 - White color	80W	9644lm	4000K
	2423420 - Black color	2423330 - White color	80W	9936lm	6500K
HIGH LUMENS VERSION	2425960 - Black color	2425870 - White color	80W	11600lm	3000K
	2425970 - Black color	2425880 - White color	80W	12000lm	4000K
	2425980 - Black color	2425890 - White color	80W	12400lm	6500K
DIMMABLE HIGH LUMENS VERSION	2425990 - Black color	2425900 - White color	80W	11600lm	3000K
	2426000 - Black color	2425910 - White color	80W	12000lm	4000K
	2426010 - Black color	2425920 - White color	80W	12400lm	6500K

SURFACE OR PENDANT LED CEILING LIGHTS

GENERAL INFORMATION

PROFILED PS is a Professional line of fixtures. SAMSUNG LED sources applied in our standard version of Donut Ceiling Linear Light Group solutions.

OSRAM LED sources applied in our High Lumens version of Donut Ceiling Linear Light Group solutions, offer highest performance and long duration.

The solutions subject of proposal vary in terms of form and type of installation, with one common denominator: the quality of our products. Standard version is equipped with PHILIPS or TRIDONIC drivers.

Dimmable versions are equipped with TRIDONIC 3 in 1 driver with option of 3 different dimmings (DALI / 1-10V / PUSH BUTTON). Intended for surface or Suspended installation. The suspension set which is including in the package consisted of 1 square rozete and 4 ropes with length of 1.5m each which are adjustable.

Housing of aluminum board electrostatically painted with sandblasted finishing in sand white & sand black.

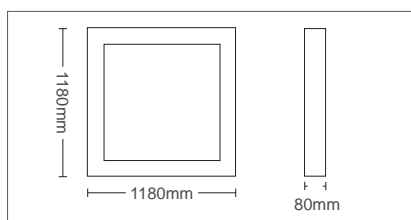
Different body color is possible according to the project needs.

Polycarbonate difusser with High Permeability.

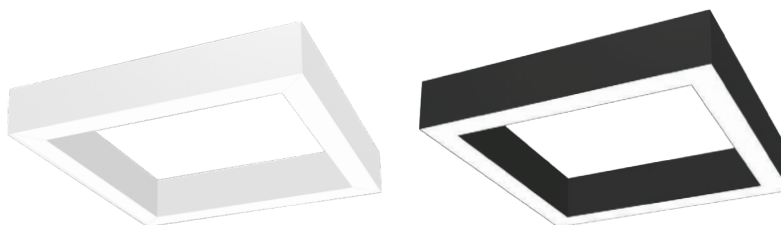
SUSPENSION SET



Set contains 1 square rozete and 4 ropes with length of 1.5m each which is adjustable.



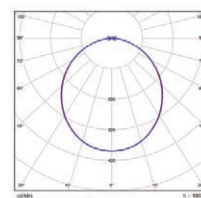
5 YEARS WARRANTY	LED INSIDE	170-265V	IP20	UGR <19	CRI Ra>88	100000h	x50000	Non Dimm	Dimm Optional	20-40°C
-------------------------------	----------------------	-----------------	-------------	-------------------	---------------------	----------------	---------------	-----------------	----------------------	----------------



	120°
	Sand black
	Sand white



PHOTOMETRIC DIAGRAM



PROFILED PS 100

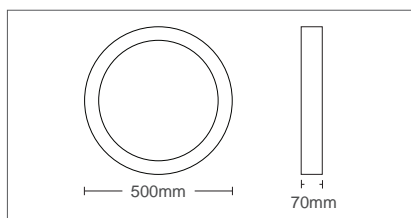


STANDARD VERSION	2423430 - Black color	2423340 - White color	100W 12480lm 3000K
	2423440 - Black color	2423350 - White color	100W 12864lm 4000K
	2423450 - Black color	2423360 - White color	100W 13248lm 6500K
HIGH LUMENS VERSION	2426140 - Black color	2426050 - White color	100W 14500lm 3000K
	2426150 - Black color	2426060 - White color	100W 15000lm 4000K
	2426160 - Black color	2426070 - White color	100W 15500lm 6500K
DIMMABLE HIGH LUMENS VERSION	2426170 - Black color	2426080 - White color	100W 14500lm 3000K
	2426180 - Black color	2426090 - White color	100W 15000lm 4000K
	2426190 - Black color	2426100 - White color	100W 15500lm 6500K



TECHNICAL SPECIFICATIONS

Power	
45W	
Luminous Flux	
3600LM	
Color Temperature	
3000K / 4000K / 6000K - 3CCT+DIP SWITCH	
CRI	80
Power Factor	>0.95
Voltage Range	180-265V
Beam Angle	120°
Protection Class	IP20
Working Temperature	-20°C/+40°C
Main Material	Aluminium



SURFACE OR PENDANT LED CEILING LIGHTS



FINESSE D 45

FINESSE D45 is a linear disc ceiling mounting lighting fixture, equipped with backlit technology of SANAN LED sources arrangement with 3 position switch for ranging the color temperature between 3000K, 4000K or 6000K. It can be installed on the surface of the ceiling or suspended, suspension set included in the package. Housing of aluminum board electrostatically painted with sandblasted finishing in sand black. PS difusser.


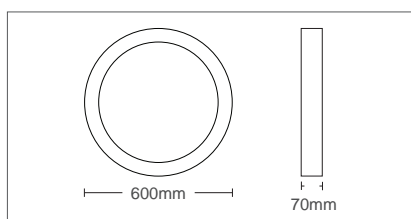
2026300 - Black color

SUSPENSION SET included



TECHNICAL SPECIFICATIONS

Power	
60W	
Luminous Flux	
4800LM	
Color Temperature	
3000K / 4000K / 6000K - 3CCT+REM.+APP.	
CRI	80
Power Factor	>0.95
Voltage Range	180-265V
Beam Angle	120°
Protection Class	IP20
Working Temperature	-20°C/+40°C
Main Material	Aluminium



FINESSE D 60

FINESSE D60 is a linear disc ceiling mounting lighting fixture, equipped with backlit technology of SANAN LED sources arrangement. Operates with rem. control & Mobile Application which can make scenarios, dimming, select the color temperature between 3000K, 4000K or 6000K, etc. It can be installed on the surface of the ceiling or suspended, suspension set included in the package. Housing of aluminum board electrostatically painted with sandblasted finishing in sand black.

2026310 - Black color

SUSPENSION SET included



GENERAL INFORMATION

PROFILED PC is a Professional line of fixtures. SAMSUNG LED sources applied in our standard version of Donut Ceiling Linear Light Group solutions.

OSRAM LED sources applied in our High Lumens version of Donut Ceiling Linear Light Group solutions, offer highest performance and long duration.

The solutions subject of proposal vary in terms of form and type of installation, with one common denominator: the quality of our products. Standard version is equipped with PHILIPS or TRIDONIC drivers.

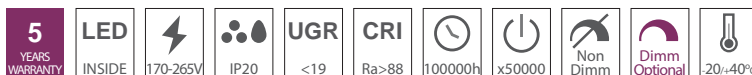
Dimmable versions are equipped with TRIDONIC 3 in 1 driver with option of 3 different dimmings (DALI / 1-10V / PUSH BUTTON). Intended for surface or Suspended installation. The suspension set which is including in the package consisted of 1 round rozete and 3 ropes with length of 1.5m each which are adjustable.

Housing of aluminum board electrostatically painted with sandblasted finishing in sand white & sand black.

Different body color is possible according to the project needs.

Polycarbonate difusser with High Permeability.

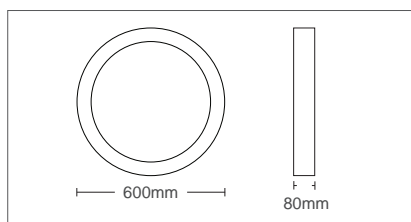
SURFACE OR PENDANT LED CEILING LIGHTS



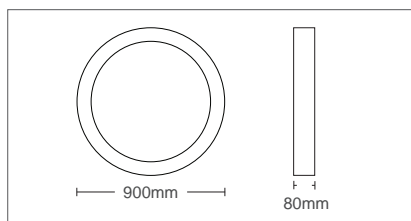
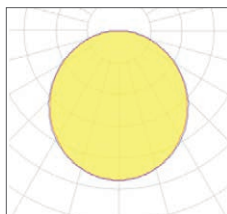
PROFILED PC 50



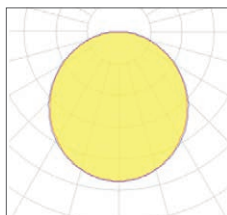
STANDARD VERSION	2423910 - Black color	2423820 - White color	50W	5980lm	3000K
	2423920 - Black color	2423830 - White color	50W	6164lm	4000K
	2423930 - Black color	2423840 - White color	50W	6348lm	6500K
HIGH LUMENS VERSION	2426680 - Black color	2426590 - White color	50W	7250lm	3000K
	2426690 - Black color	2426600 - White color	50W	7500lm	4000K
	2426700 - Black color	2426610 - White color	50W	7750lm	6500K
DIMMABLE HIGH LUMENS VERSION	2426710 - Black color	2426620 - White color	50W	7250lm	3000K
	2426720 - Black color	2426630 - White color	50W	7500lm	4000K
	2426730 - Black color	2426640 - White color	50W	7750lm	6500K



PHOTOMETRIC DIAGRAM



PHOTOMETRIC DIAGRAM



PROFILED PC 72



STANDARD VERSION	2423940 - Black color	2423850 - White color	72W	9360lm	3000K
	2423950 - Black color	2423860 - White color	72W	9648lm	4000K
	2423960 - Black color	2423870 - White color	72W	9936lm	6500K
HIGH LUMENS VERSION	2426860 - Black color	2426770 - White color	72W	10440lm	3000K
	2426870 - Black color	2426780 - White color	72W	10800lm	4000K
	2426880 - Black color	2426790 - White color	72W	11160lm	6500K
DIMMABLE HIGH LUMENS VERSION	2426890 - Black color	2426800 - White color	72W	10440lm	3000K
	2426900 - Black color	2426810 - White color	72W	10800lm	4000K
	2426910 - Black color	2426820 - White color	72W	11160lm	6500K

GENERAL INFORMATION

PROFILED PC is a Professional line of fixtures. SAMSUNG LED sources applied in our standard version of Donut Ceiling Linear Light Group solutions.

OSRAM LED sources applied in our High Lumens version of Donut Ceiling Linear Light Group solutions, offer highest performance and long duration.

The solutions subject of proposal vary in terms of form and type of installation, with one common denominator: the quality of our products. Standard version is equipped with PHILIPS or TRIDONIC drivers.

Dimmable versions are equipped with TRIDONIC 3 in 1 driver with option of 3 different dimmings (DALI / 1-10V / PUSH BUTTON). Intended for surface or Suspended installation. The suspension set which is including in the package consisted of 1 round rozete and 3 ropes with length of 1.5m each which are adjustable.

Housing of aluminum board electrostatically painted with sandblasted finishing in sand white & sand black.

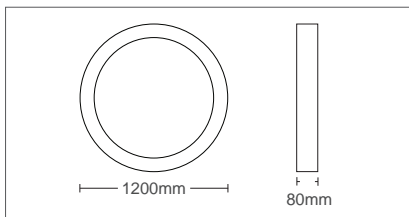
Different body color is possible according to the project needs.

Polycarbonate difusser with High Permeability.

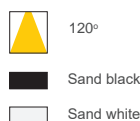
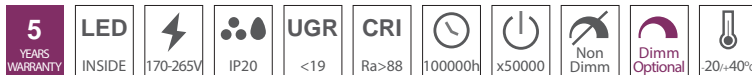
SUSPENSION SET



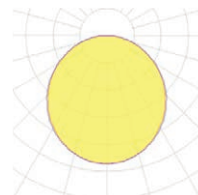
Set contains 1 round rozete and 3 ropes with length of 1.5m each which is adjustable.



SURFACE OR PENDANT LED CEILING LIGHTS



PHOTOMETRIC DIAGRAM



PROFILED PC 100



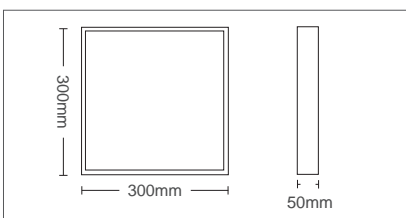
STANDARD VERSION	2423970 - Black color	2423880 - White color	100W 11700lm 3000K
	2423980 - Black color	2423890 - White color	100W 12060lm 4000K
	2423990 - Black color	2423900 - White color	100W 12420lm 6500K
HIGH LUMENS VERSION	2427040 - Black color	2426950 - White color	100W 14500lm 3000K
	2427050 - Black color	2426960 - White color	100W 15000lm 4000K
	2427060 - Black color	2426970 - White color	100W 15500lm 6500K
DIMMABLE HIGH LUMENS VERSION	2427070 - Black color	2426980 - White color	100W 14500lm 3000K
	2427080 - Black color	2426990 - White color	100W 15000lm 4000K
	2427090 - Black color	2427000 - White color	100W 15500lm 6500K



SURFACE OR PENDANT LED CEILING LIGHTS

TECHNICAL SPECIFICATIONS

Power	
25W	
Luminous Flux	
2000LM	
Color Temperature	
3000K / 4000K / 6000K - 3CCT+DIP SWITCH	
CRI	80
Power Factor	>0.95
Voltage Range	180-265V
Beam Angle	120°
Protection Class	IP20
Working Temperature	-20°C/+40°C
Main Material	Aluminium



120°



Sand black



Sand white

FINESSE S1 25

FINESSE S1 25 is a square ceiling mounting lighting fixture, equipped with backlit technology of SANAN LED sources arrangement with 3 position switch for ranging the color temperature between 3000K, 4000K or 6000K. Intended for surface or suspended installation, suspension set must be ordered separately (HSS). Housing of aluminum board electrostatically painted with sandblasted finishing in sand black & sand white. PS diffuser.

2026180 - Black color

2026140 - White color

SUSPENSION SET HSS



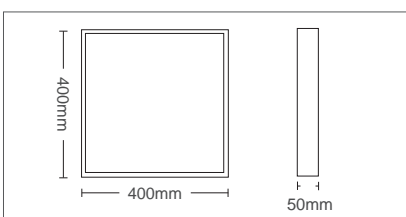
2026420 - Black color

2026421 - White color

Length of the ropes, 1.5m, adjustable

TECHNICAL SPECIFICATIONS

Power	
35W	
Luminous Flux	
2800LM	
Color Temperature	
3000K / 4000K / 6000K - 3CCT+DIP SWITCH	
CRI	80
Power Factor	>0.95
Voltage Range	180-265V
Beam Angle	120°
Protection Class	IP20
Working Temperature	-20°C/+40°C
Main Material	Aluminium



120°



Sand black



Sand white

FINESSE S1 35

FINESSE S1 35 is a square ceiling mounting lighting fixture, equipped with backlit technology of SANAN LED sources arrangement with 3 position switch for ranging the color temperature between 3000K, 4000K or 6000K. Intended for surface or suspended installation, suspension set must be ordered separately (HSS). Housing of aluminum board electrostatically painted with sandblasted finishing in sand black & sand white. PS diffuser.

2026190 - Black color

2026150 - White color

SUSPENSION SET HSS



2026420 - Black color

2026421 - White color

Length of the ropes, 1.5m, adjustable

TECHNICAL SPECIFICATIONS

Power

45W

Luminous Flux

4050LM

Color Temperature

3000K / 4000K / 6000K - 3CCT+DIP SWITCH

CRI

80

Power Factor

>0.95

Voltage Range

180-265V

Beam Angle

120°

Protection Class

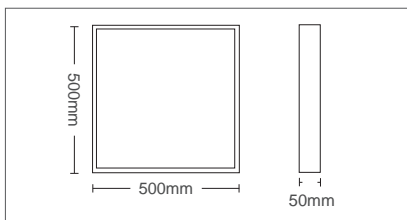
IP20

Working Temperature

-20°C/+40°C

Main Material

Aluminium



SURFACE OR PENDANT LED CEILING LIGHTS



120°



Sand black



Sand white

FINESSE S1 45

FINESSE S1 45 is a square ceiling mounting lighting fixture, equipped with backlit technology of SANAN LED sources arrangement with 3 position switch for ranging the color temperature between 3000K, 4000K or 6000K. Intended for surface or suspended installation, suspension set must be ordered separately (HSS). Housing of aluminum board electrostatically painted with sandblasted finishing in sand black & sand white. PS difusser.

2026200 - Black color

2026160 - White color

SUSPENSION SET HSS



2026420 - Black color

2026421 - White color

Length of the ropes, 1.5m, adjustable

TECHNICAL SPECIFICATIONS

Power

60W

Luminous Flux

5400LM

Color Temperature

3000K / 4000K / 6000K - 3CCT+REM.+APP.

CRI

80

Power Factor

>0.95

Voltage Range

180-265V

Beam Angle

120°

Protection Class

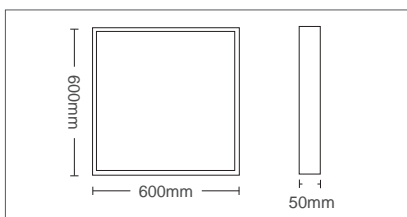
IP20

Working Temperature

-20°C/+40°C

Main Material

Aluminium



120°



Sand black



Sand white

FINESSE S1 60

FINESSE S1 60 is a square ceiling mounting lighting fixture, equipped with backlit technology of SANAN LED sources arrangement. Operates with rem. control & Mobile Application. Possibility to make scenarios, dimming, select the color temperature between 3000K, 4000K or 6000K, etc. Intended for surface or suspended installation, suspension set must be ordered separately (HSS). Housing of aluminum electrostatically painted in sand black & sand white. PS difusser.

2026210 - Black color

2026170 - White color

SUSPENSION SET HSS



2026420 - Black color

2026421 - White color

Length of the ropes, 1.5m, adjustable

GENERAL INFORMATION

PROFILED PF is a Professional line of fixtures. OSRAM LED sources applied in our High Lumens version of Donut Ceiling Linear Light Group solutions, offer highest performance and long duration.

The solutions subject of proposal vary in terms of form and type of installation, with one common denominator: the quality of our products. Standard version is equipped with PHILIPS or TRIDONIC drivers.

Dimmable versions are equipped with TRIDONIC 3 in 1 driver with option of 3 different dimmings (DALI / I-10V / PUSH BUTTON).

Intended for surface or Suspended installation. The suspension set which is including in the package consisted of 1 square rozete and 4 ropes with length of 1.5m each which are adjustable.

Housing of aluminum board electrostatically painted with sandblasted finishing in sand white & sand black.

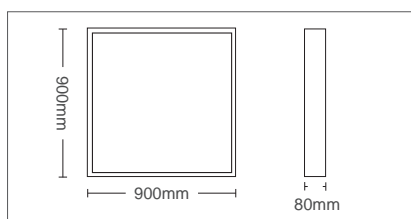
Different body color is possible according to the project needs.

Polycarbonate difusser with High Permeability.

SUSPENSION SET




Set contains 1 square rozete and 4 ropes with length of 1.5m each which is adjustable.



SURFACE OR PENDANT LED CEILING LIGHTS

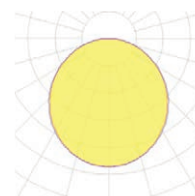
5 YEARS WARRANTY	LED INSIDE	170-265V	IP20	UGR <19	CRI Ra>88	100000h	x50000	Non Dimm	Dimm Optional	20-40°C
-------------------------------	----------------------	----------	------	-------------------	---------------------	---------	--------	----------	---------------	---------



120°
Sand black
Sand white



PHOTOMETRIC DIAGRAM



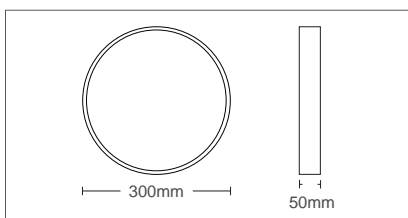
PROFILED PF 100




HIGH LUMENS VERSION	2426260 - Black color	2426200 - White color	100W 14500lm 3000K
	2426270 - Black color	2426210 - White color	100W 15000lm 4000K
	2426280 - Black color	2426220 - White color	100W 15500lm 6500K
DIMMABLE HIGH LUMENS VERSION	2426290 - Black color	2426230 - White color	100W 14500lm 3000K
	2426300 - Black color	2426240 - White color	100W 15000lm 4000K
	2426310 - Black color	2426250 - White color	100W 15500lm 6500K

TECHNICAL SPECIFICATIONS

Power	
25W	
Luminous Flux	
2000LM	
Color Temperature	
3000K / 4000K / 6000K - 3CCT+DIP SWITCH	
CRI	80
Power Factor	>0.95
Voltage Range	180-265V
Beam Angle	120°
Protection Class	IP20
Working Temperature	-20°C/+40°C
Main Material	Aluminium



SURFACE OR PENDANT LED CEILING LIGHTS



FINESSE R1 25

FINESSE R1 25 is a round ceiling mounting lighting fixture, equipped with backlit technology of SANAN LED sources arrangement with 3 position switch for ranging the color temperature between 3000K, 4000K or 6000K. Intended for surface or suspended installation, suspension set must be ordered separately (HSR). Housing of aluminum board electrostatically painted with sandblasted finishing in sand black & sand white. PS difusser.

2026100 - Black color

2026060 - White color

SUSPENSION SET HSR



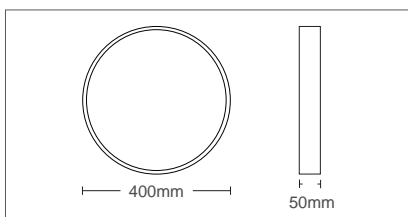
2026410 - Black color

2026411 - White color

Length of the ropes, 1.5m, adjustable

TECHNICAL SPECIFICATIONS

Power	
35W	
Luminous Flux	
2800LM	
Color Temperature	
3000K / 4000K / 6000K - 3CCT+DIP SWITCH	
CRI	80
Power Factor	>0.95
Voltage Range	180-265V
Beam Angle	120°
Protection Class	IP20
Working Temperature	-20°C/+40°C
Main Material	Aluminium



FINESSE R1 35

FINESSE R1 35 is a round ceiling mounting lighting fixture, equipped with backlit technology of SANAN LED sources arrangement with 3 position switch for ranging the color temperature between 3000K, 4000K or 6000K. Intended for surface or suspended installation, suspension set must be ordered separately (HSR). Housing of aluminum board electrostatically painted with sandblasted finishing in sand black & sand white. PS difusser.

2026110 - Black color

2026070 - White color

SUSPENSION SET HSR



2026410 - Black color

2026411 - White color

Length of the ropes, 1.5m, adjustable

TECHNICAL SPECIFICATIONS

Power

45W

Luminous Flux

3600LM

Color Temperature

3000K / 4000K / 6000K - 3CCT+DIP SWITCH

CRI

80

Power Factor

>0.95

Voltage Range

180-265V

Beam Angle

120°

Protection Class

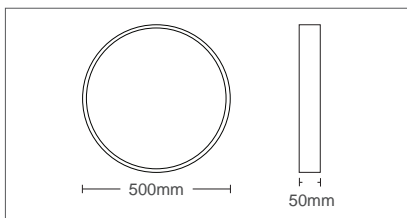
IP20

Working Temperature

-20°C/+40°C

Main Material

Aluminium



SURFACE OR PENDANT LED CEILING LIGHTS



120°



Sand black



Sand white

FINESSE R1 45

FINESSE R1 45 is a round ceiling mounting lighting fixture, equipped with backlit technology of SANAN LED sources arrangement with 3 position switch for ranging the color temperature between 3000K, 4000K or 6000K. Intended for surface or suspended installation, suspension set must be ordered separately (HSR). Housing of aluminum board electrostatically painted with sandblasted finishing in sand black & sand white. PS diffuser.

2026120 - Black color

2026080 - White color

SUSPENSION SET HSR



2026410 - Black color

2026411 - White color

Length of the ropes, 1.5m, adjustable

TECHNICAL SPECIFICATIONS

Power

60W

Luminous Flux

5400LM

Color Temperature

3000K / 4000K / 6000K - 3CCT+REM.+APP.

CRI

80

Power Factor

>0.95

Voltage Range

180-265V

Beam Angle

120°

Protection Class

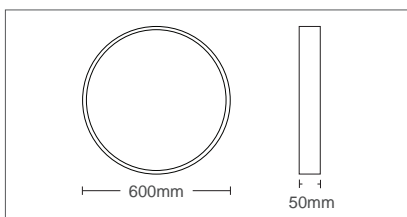
IP20

Working Temperature

-20°C/+40°C

Main Material

Aluminium



120°



Sand black



Sand white

FINESSE R1 60

FINESSE R1 60 is a round ceiling mounting lighting fixture, equipped with backlit technology of SANAN LED sources arrangement. Operates with rem. control & Mobile Application. Possibility to make scenarios, dimming, select the color temperature between 3000K, 4000K or 6000K, etc. Intended for surface or suspended installation, suspension set must be ordered separately (HSR). Housing of aluminum electrostatically painted in sand black & sand white. PS diffuser.

2026130 - Black color

2026090 - White color

SUSPENSION SET HSR



2026410 - Black color

2026411 - White color

Length of the ropes, 1.5m, adjustable

GENERAL INFORMATION

PROFILED PR is a Professional line of fixtures. SAMSUNG LED sources applied in our standard version of Donut Ceiling Linear Light Group solutions.

OSRAM LED sources applied in our High Lumens version of Donut Ceiling Linear Light Group solutions, offer highest performance and long duration.

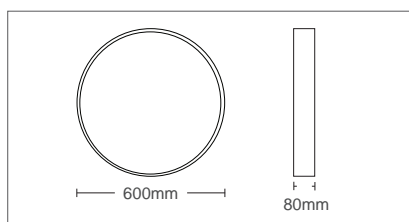
The solutions subject of proposal vary in terms of form and type of installation, with one common denominator: the quality of our products. Standard version is equipped with PHILIPS or TRIDONIC drivers.

Dimmable versions are equipped with TRIDONIC 3 in 1 driver with option of 3 different dimmings (DALI / 1-10V / PUSH BUTTON). Intended for surface or Suspended installation. The suspension set which is including in the package consisted of 1 round rozete and 3 ropes with length of 1.5m each which are adjustable.

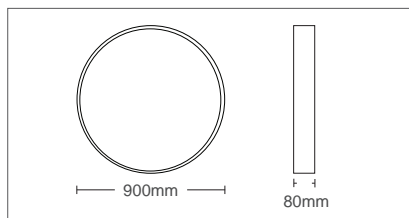
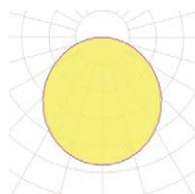
Housing of aluminum board electrostatically painted with sandblasted finishing in sand white & sand black.

Different body color is possible according to the project needs.

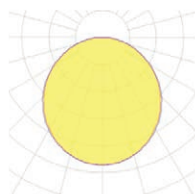
Polycarbonate difusser with High Permeability.



PHOTOMETRIC DIAGRAM



PHOTOMETRIC DIAGRAM



SURFACE OR PENDANT LED CEILING LIGHTS

5 YEARS WARRANTY	LED	170-265V	IP20	UGR <19	CRI Ra>88	100000h	x50000	Non Dimm	Dimm Optional	20-40°C
------------------------	-----	----------	------	------------	--------------	---------	--------	-------------	------------------	---------



PROFILED PR 50

powered by **TRIDONIC** **SAMSUNG** **OSRAM**
LED TECHNOLOGY INCLUDED

HIGH LUMENS VERSION

2423640 - Black color	2423550 - White color	50W	7800lm	3000K
2423650 - Black color	2423560 - White color	50W	8040lm	4000K
2423660 - Black color	2423570 - White color	50W	8280lm	6500K

PROFILED PR 100

powered by **TRIDONIC** **SAMSUNG** **OSRAM**
LED TECHNOLOGY INCLUDED

STANDARD VERSION

2423670 - Black color	2423580 - White color	100W	11700lm	3000K
2423680 - Black color	2423590 - White color	100W	12060lm	4000K
2423690 - Black color	2423600 - White color	100W	12420lm	6500K

HIGH LUMENS VERSION

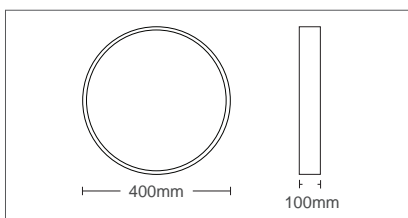
2426500 - Black color	2426380 - White color	100W	14500lm	3000K
2426510 - Black color	2426390 - White color	100W	15000lm	4000K
2426520 - Black color	2426400 - White color	100W	15500lm	6500K

DIMMABLE HIGH LUMENS VERSION

2426530 - Black color	2426410 - White color	100W	14500lm	3000K
2426540 - Black color	2426420 - White color	100W	15000lm	4000K
2426550 - Black color	2426430 - White color	100W	15500lm	6500K

TECHNICAL SPECIFICATIONS

Power	
30W	
Luminous Flux	
2400LM	
Color Temperature	
3000K / 4000K / 6000K - 3CCT+DIP SWITCH	
CRI	80
Power Factor	>0.95
Voltage Range	180-265V
Beam Angle	120°
Protection Class	IP20
Working Temperature	-20°C/+40°C
Main Material	Aluminium



SURFACE LED CEILING LIGHTS



120°



Nickel mat

FINESSE R3 30

FINESSE R3 30 is a round ceiling mounting lighting fixture, equipped with backlit technology of SANAN LED sources arrangement with 3 position switch for ranging the color temperature between 3000K, 4000K or 6000K. Intended for surface or suspended installation, suspension set must be ordered separately (HSR). Housing of aluminum board electrostatically painted nickel mat. PVC diffuser.

SUSPENSION SET HSR



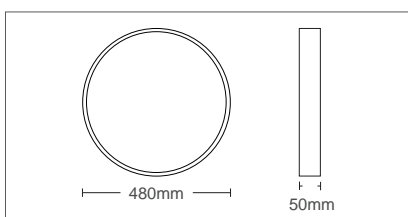
2026411 - White color

Length of the ropes, 1.5m, adjustable

2026050 - Nickel mat

TECHNICAL SPECIFICATIONS

Power	
60W	
Luminous Flux	
4800LM	
Color Temperature	
3000K / 4000K / 6000K - 3CCT+DIP SWITCH	
CRI	80
Power Factor	>0.95
Voltage Range	180-265V
Beam Angle	120°
Protection Class	IP20
Working Temperature	-20°C/+40°C
Main Material	Aluminium



120°



Sand white

FINESSE R4 45

FINESSE R4 45 is a round ceiling mounting lighting fixture, equipped with backlit technology of SANAN LED sources arrangement with 3 position switch for ranging the color temperature between 3000K, 4000K or 6000K. Peripheral ring is lighted up simultaneously in the same CCT. Intended for surface or suspended installation, suspension set must be ordered separately (HSS). Housing of aluminum board electrostatically painted in sand white. PVC diffuser.

SUSPENSION SET HSR



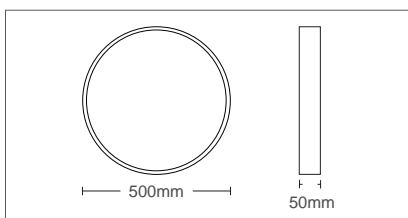
2026411 - White color

Length of the ropes, 1.5m, adjustable

2026290 - White color

TECHNICAL SPECIFICATIONS

Power	
45W	
Luminous Flux	
3600LM	
Color Temperature	
3000K / 4000K / 6000K - 3CCT+DIP SWITCH	
CRI	80
Power Factor	>0.95
Voltage Range	180-265V
Beam Angle	120°
Protection Class	IP20
Working Temperature	-20°C/+40°C
Main Material	Aluminium



SURFACE LED CEILING LIGHTS



120°



Sand white / oak

FINESSE R2 45

FINESSE R2 45 is a round ceiling mounting lighting fixture, equipped with backlit technology of SANAN LED sources arrangement with 3 position switch for ranging the color temperature between 3000K, 4000K or 6000K. Intended for surface or suspended installation, suspension set must be ordered separately (HSR). Housing of aluminum board electrostatically painted in sand white. There is a peripheral ring made by oak wood. PVC diffuser.

2026220 - White color with oak wood

SUSPENSION SET HSR

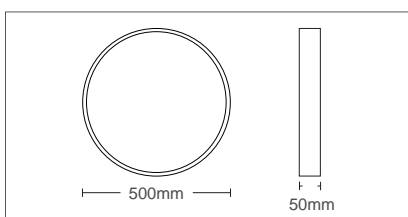


2026411 - White color

Length of the ropes, 1.5m, adjustable

TECHNICAL SPECIFICATIONS

Power	
45W	
Luminous Flux	
3600LM	
Color Temperature	
3000K / 4000K / 6000K - 3CCT+DIP SWITCH	
CRI	80
Power Factor	>0.95
Voltage Range	180-265V
Beam Angle	120°
Protection Class	IP20
Working Temperature	-20°C/+40°C
Main Material	Aluminium



120°



Sand black / oak

FINESSE R2 45

FINESSE R2 45 is a round ceiling mounting lighting fixture, equipped with backlit technology of SANAN LED sources arrangement with 3 position switch for ranging the color temperature between 3000K, 4000K or 6000K. Intended for surface or suspended installation, suspension set must be ordered separately (HSR). Housing of aluminum board electrostatically painted in sand black. There is a peripheral ring made by oak wood. PVC diffuser.

2026230 - Black color with oak wood

SUSPENSION SET HSR

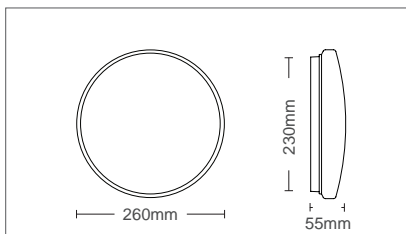


2026410 - Black color

Length of the ropes, 1.5m, adjustable

TECHNICAL SPECIFICATIONS

Power	
12W	
Luminous Flux	
1200LM	
Color Temperature	
3000K / 4000K / 6500K CCT SWITCH	
Voltage Range	220-240V
Beam Angle	120°
Protection Class	IP20
Working Temperature	-20°C/+45°C
Main Material	PMMA+IRON



SURFACE LED CEILING LIGHTS



COSMOS R 26

COSMOS R 26 is a round ceiling mounting lighting fixture, equipped with backlit technology, arranged with 3 position switch for ranging the color temperature between 3000K, 4000K or 6500K..

Intended for surface installation.

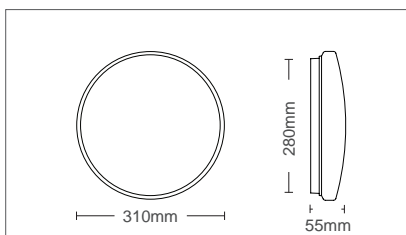
IP20 protection class allows the use of the fixture only indoor. Also can be used in areas with low humidity.

Made by polymethyl methacrylate diffuser and iron base.

2027610

TECHNICAL SPECIFICATIONS

Power	
18W	
Luminous Flux	
1800LM	
Color Temperature	
3000K / 4000K / 6500K CCT SWITCH	
Voltage Range	220-240V
Beam Angle	120°
Protection Class	IP20
Working Temperature	-20°C/+45°C
Main Material	PMMA+IRON



COSMOS R 31

COSMOS R 31 is a round ceiling mounting lighting fixture, equipped with backlit technology, arranged with 3 position switch for ranging the color temperature between 3000K, 4000K or 6500K.

Intended for surface installation.

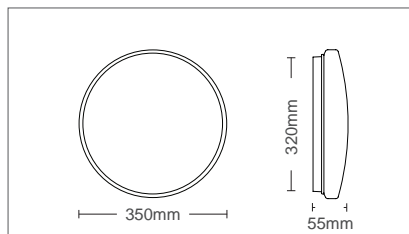
IP20 protection class allows the use of the fixture only indoor. Also can be used in areas with low humidity.

Made by polymethyl methacrylate diffuser and iron base.

2027620

TECHNICAL SPECIFICATIONS

Power	
24W	
Luminous Flux	
2400LM	
Color Temperature	
3000K / 4000K / 6500K CCT SWITCH	
Voltage Range	220-240V
Beam Angle	120°
Protection Class	IP20
Working Temperature	-20°C/+45°C
Main Material	PMMA+IRON



SURFACE LED CEILING LIGHTS



COSMOS R 35

COSMOS R 35 is a round ceiling mounting lighting fixture, equipped with backlit technology, arranged with 3 position switch for ranging the color temperature between 3000K, 4000K or 6500K..

Intended for surface installation.

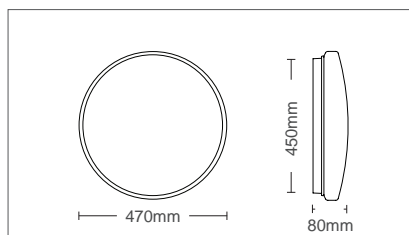
IP20 protection class allows the use of the fixture only indoor. Also can be used in areas with low humidity.

Made by polymethyl methacrylate diffuser and iron base.

2027630

TECHNICAL SPECIFICATIONS

Power	
36W	
Luminous Flux	
3600LM	
Color Temperature	
3000K / 4000K / 6500K CCT SWITCH	
Voltage Range	220-240V
Beam Angle	120°
Protection Class	IP20
Working Temperature	-20°C/+45°C
Main Material	PMMA+IRON



COSMOS R 47

COSMOS R 47 is a round ceiling mounting lighting fixture, equipped with backlit technology, arranged with 3 position switch for ranging the color temperature between 3000K, 4000K or 6500K.

Intended for surface installation.

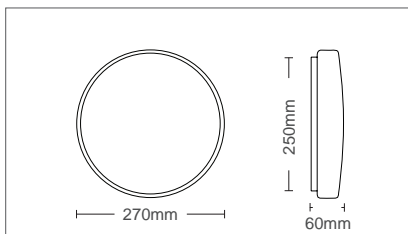
IP20 protection class allows the use of the fixture only indoor. Also can be used in areas with low humidity.

Made by polymethyl methacrylate diffuser and iron base.

2027640

TECHNICAL SPECIFICATIONS

Power	
12W	
Luminous Flux	
1200LM	
Color Temperature	
3000K / 4000K / 6500K CCT SWITCH	
Voltage Range	220-240V
Beam Angle	120°
Protection Class	IP20
Working Temperature	-20°C/+45°C
Main Material	PMMA+IRON



SURFACE LED CEILING LIGHTS



COSMOS S 27

COSMOS S 27 is a round ceiling mounting lighting fixture, equipped with backlit technology, arranged with 3 position switch for ranging the color temperature between 3000K, 4000K or 6500K..

Intended for surface installation.

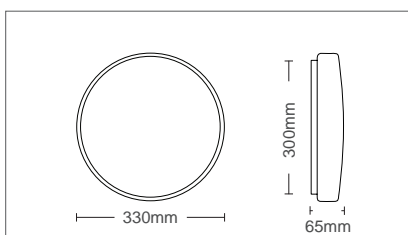
IP20 protection class allows the use of the fixture only indoor. Also can be used in areas with low humidity.

Made by polymethyl methacrylate diffuser and iron base.

2027650

TECHNICAL SPECIFICATIONS

Power	
18W	
Luminous Flux	
1800LM	
Color Temperature	
3000K / 4000K / 6500K CCT SWITCH	
Voltage Range	220-240V
Beam Angle	120°
Protection Class	IP20
Working Temperature	-20°C/+45°C
Main Material	PMMA+IRON



COSMOS S 33

COSMOS S 33 is a round ceiling mounting lighting fixture, equipped with backlit technology, arranged with 3 position switch for ranging the color temperature between 3000K, 4000K or 6500K.

Intended for surface installation.

IP20 protection class allows the use of the fixture only indoor. Also can be used in areas with low humidity.

Made by polymethyl methacrylate diffuser and iron base.

2027660

TECHNICAL SPECIFICATIONS

Power

18W

Luminous Flux

1620LM

Color Temperature

4000K

Voltage Range

170-265V

Beam Angle

120°

Protection Class

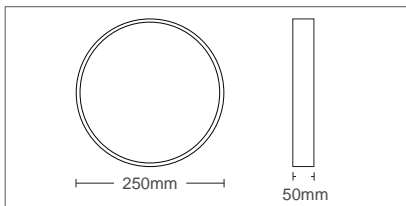

IP44

Working Temperature

-20°C/+40°C

Main Material

PP



SURFACE LED CEILING LIGHTS



SATURN 18

SATURN 18 is a round ceiling mounting lighting fixture, equipped with backlit technology of SANAN LED sources.

Intended for surface installation.

Change the look of the fixture in a simple way.

Disassemble the white ring from the fixture and assemble the black ring which is included in the package.

IP44 protection class allows the use of the fixture indoor & outdoor as well. Also can be used in areas with high humidity. Made by PP.



Easy mounting way, just flip the fixture to its base which is installed on the ceiling separately.

2027010

TECHNICAL SPECIFICATIONS

Power

24W

Luminous Flux

2120LM

Color Temperature

4000K

Voltage Range

170-265V

Beam Angle

120°

Protection Class

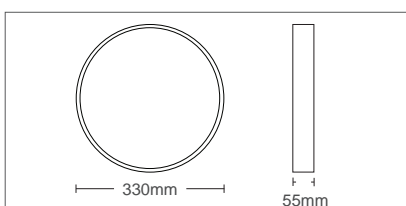

IP44

Working Temperature

-20°C/+40°C

Main Material

PP



SATURN 24

SATURN 24 is a round ceiling mounting lighting fixture, equipped with backlit technology of SANAN LED sources.

Intended for surface installation.

Change the look of the fixture in a simple way.

Disassemble the white ring from the fixture and assemble the black ring which is included in the package.

IP44 protection class allows the use of the fixture indoor & outdoor as well. Also can be used in areas with high humidity. Made by PP.

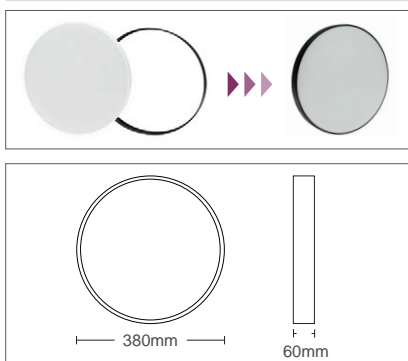


Easy mounting way, just flip the fixture to its base which is installed on the ceiling separately.

2027020

TECHNICAL SPECIFICATIONS

Power	
32W	
Luminous Flux	
2880LM	
Color Temperature	
4000K	
Voltage Range	85-265V
Beam Angle	120°
Protection Class	IP44
Working Temperature	-15°C/+20°C
Main Material	PVC



SURFACE LED CEILING LIGHTS



SATURN 32

SATURN 32 is a round ceiling mounting lighting fixture, equipped with backlit technology of SANAN LED sources.

Intended for surface installation.

Change the look of the fixture in a simple way.

Disassemble the white ring from the fixture and assemble the black ring which is included in the package.

IP44 protection class allows the use of the fixture indoor & outdoor as well. Also can be used in areas with high humidity. Made by PP.

2027030



Easy mounting way, just flip the fixture to its base which is installed on the ceiling separately.

TECHNICAL SPECIFICATIONS

Power

18W

Luminous Flux

2160LM

Color Temperature

3000K / 4000K / 6500K - 3CCT+DIP SWITCH

Voltage Range

170-240V

Beam Angle

120°

Protection Class

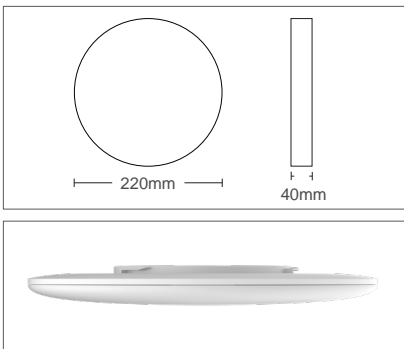
IP44

Working Temperature

-20°C/+40°C

Main Material

PP



SURFACE LED CEILING LIGHTS



VENERA 18

VENERA 18 is a round ceiling mounting lighting fixture, equipped with backlit technology of SANAN LED sources.

Intended for surface installation.

IP44 protection class allows the use of the fixture only indoor. Also can be used in areas with low humidity. Made by PP.



Easy mounting way, just twist the fixture to its base which is installed on the ceiling separately.

2027121

TECHNICAL SPECIFICATIONS

Power

24W

Luminous Flux

2880LM

Color Temperature

3000K / 4000K / 6500K - 3CCT+DIP SWITCH

Voltage Range

170-240V

Beam Angle

120°

Protection Class

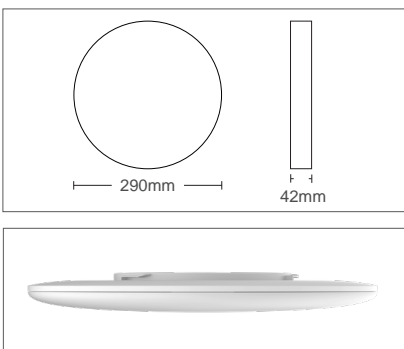
IP44

Working Temperature

-20°C/+40°C

Main Material

PP



VENERA 24

VENERA 24 is a round ceiling mounting lighting fixture, equipped with backlit technology of SANAN LED sources.

Intended for surface installation.

IP44 protection class allows the use of the fixture only indoor. Also can be used in areas with low humidity. Made by PP.



Easy mounting way, just twist the fixture to its base which is installed on the ceiling separately.

2027131

TECHNICAL SPECIFICATIONS

Power

36W

Luminous Flux

4320LM

Color Temperature

3000K / 4000K / 6500K - 3CCT+DIP SWITCH

Voltage Range

170-240V

Beam Angle

120°

Protection Class

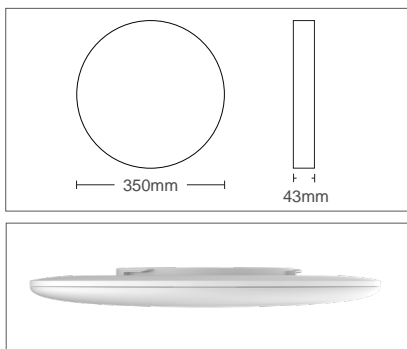
IP44

Working Temperature


-20°C/+40°C

Main Material

PP



SURFACE LED CEILING LIGHTS



VENERA 36

VENERA 36 is a round ceiling mounting lighting fixture, equipped with backlit technology of SANAN LED sources.

Intended for surface installation.

IP44 protection class allows the use of the fixture only indoor. Also can be used in areas with low humidity. Made by PP.



Easy mounting way, just twist the fixture to its base which is installed on the ceiling separately.

2027141

TECHNICAL SPECIFICATIONS

Power

50W

Luminous Flux

6000LM

Color Temperature

3000K / 4000K / 6500K - 3CCT+DIP SWITCH

Voltage Range

170-240V

Beam Angle

120°

Protection Class

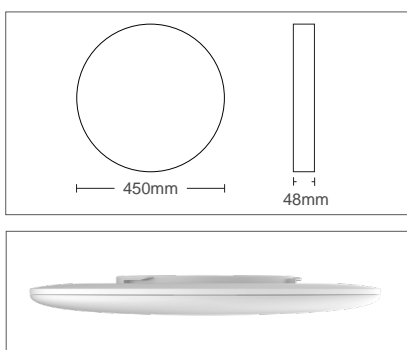
IP44

Working Temperature

-20°C/+40°C

Main Material

PP



VENERA 50

VENERA 50 is a round ceiling mounting lighting fixture, equipped with backlit technology of SANAN LED sources.

Intended for surface installation.

IP44 protection class allows the use of the fixture only indoor. Also can be used in areas with low humidity. Made by PP.

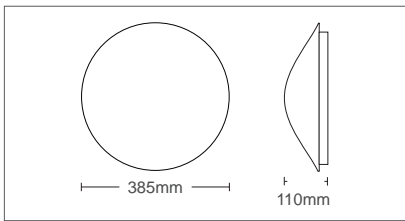


Easy mounting way, just twist the fixture to its base which is installed on the ceiling separately.

2027151

TECHNICAL SPECIFICATIONS

Power	
50W (26/50/26/4W)	
Luminous Flux	
3200LM	
Color Temperature	
3000K / 4000K / 6000K - 3CCT+REM. CONT.	
CRI	80
Power Factor	>0.60
Voltage Range	180-265V
Beam Angle	120°
Protection Class	IP20
Working Temperature	-20°C/+65°C
Main Material	Metal sheet & PVC



SURFACE LED CEILING LIGHTS



PEARL A35

PEARL A35 is a round ceiling mounting lighting fixture, equipped with backlit technology of SANAN LED sources.

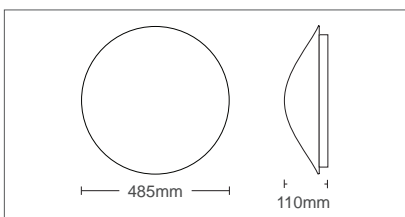
Is equipped with Remote control which can make scenarios, dim the density of the light, select the color temperature between 3000K, 4000K or 6000K, etc. On 3000K - 1560lm, on 4000K - 3200lm & on 6000K - 1690lm. It can be used as night lamp as well with 4W power & 240lm.

Intended for surface installation. Made by metal sheet & PVC.

2024600

TECHNICAL SPECIFICATIONS

Power	
75W (38/75/38/5W)	
Luminous Flux	
4200LM	
Color Temperature	
3000K / 4000K / 6000K - 3CCT+REM. CONT.	
CRI	80
Power Factor	>0.60
Voltage Range	180-265V
Beam Angle	120°
Protection Class	IP20
Working Temperature	-20°C/+65°C
Main Material	Metal sheet & PVC



PEARL A45

PEARL A45 is a round ceiling mounting lighting fixture, equipped with backlit technology of SANAN LED sources.

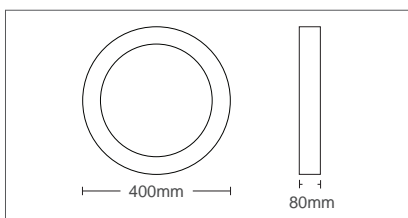
Is equipped with Remote control which can make scenarios, dim the density of the light, select the color temperature between 3000K, 4000K or 6000K, etc. On 3000K - 2052lm, on 4000K - 4200lm & on 6000K - 2280lm. It can be used as night lamp as well with 5W power & 300lm.

Intended for surface installation. Made by metal sheet & PVC.

2024610

TECHNICAL SPECIFICATIONS

Power	
48W (24/48/24/4W)	
Luminous Flux	
3600LM	
Color Temperature	
3000K / 4000K / 6000K - 3CCT+REM. CONT.	
CRI	80
Power Factor	>0.60
Voltage Range	180-265V
Beam Angle	120°
Protection Class	IP20
Working Temperature	-20°C/+65°C
Main Material	Metal sheet & PVC



SURFACE LED CEILING LIGHTS



NOTILUS RH35

NOTILUS RH35 is a round ceiling mounting lighting fixture, equipped with backlit technology of SANAN LED sources.

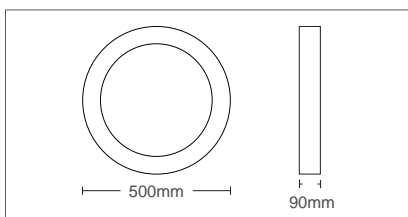
Is equipped with Remote control which can make scenarios, dim the density of the light, select the color temperature between 3000K, 4000K or 6000K, etc. On 3000K - 1680lm, on 4000K - 3600lm & on 6000K - 1920lm. It can be used as night lamp as well with 4W power & 300lm.

Intended for surface installation. Made by metal sheet & PVC.

2025430

TECHNICAL SPECIFICATIONS

Power	
72W (36/72/36/5W)	
Luminous Flux	
4680LM	
Color Temperature	
3000K / 4000K / 6000K - 3CCT+REM. CONT.	
CRI	80
Power Factor	>0.60
Voltage Range	85-265V
Beam Angle	120°
Protection Class	IP20
Working Temperature	-20°C/+65°C
Main Material	Metal sheet & PVC



NOTILUS RH45

NOTILUS RH45 is a round ceiling mounting lighting fixture, equipped with backlit technology of SANAN LED sources.

Is equipped with Remote control which can make scenarios, dim the density of the light, select the color temperature between 3000K, 4000K or 6000K, etc. On 3000K - 2160lm, on 4000K - 4680lm & on 6000K - 2520lm. It can be used as night lamp as well with 5W power & 350lm.

Intended for surface installation. Made by metal sheet & PVC.

2025440

TECHNICAL SPECIFICATIONS

Power

48W (24/48/24/4W)

Luminous Flux

3600LM

Color Temperature

3000K / 4000K / 6000K - 3CCT+REM. CONT.

CRI

80

Power Factor

>0.60

Voltage Range

180-265V

Beam Angle

120°

Protection Class

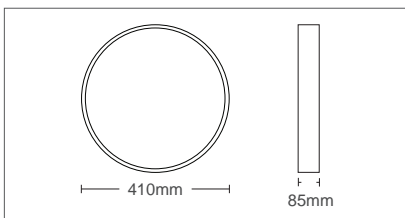
IP20

Working Temperature

-20°C/+65°C

Main Material

Metal sheet & PVC



SURFACE LED CEILING LIGHTS



DIAMOND DG35

DIAMOND DG35 is a round ceiling mounting lighting fixture, equipped with backlit technology of SANAN LED sources.

Is equipped with Remote control which can make scenarios, dim the density of the light, select the color temperature between 3000K, 4000K or 6000K, etc. On 3000K - 1680lm, on 4000K - 3600lm & on 6000K - 1920lm. It can be used as night lamp as well with 4W power & 300lm.

Intended for surface installation. Made by metal sheet & PVC.

2025450

TECHNICAL SPECIFICATIONS

Power

72W (36/72/36/5W)

Luminous Flux

4680LM

Color Temperature

3000K / 4000K / 6000K - 3CCT+REM. CONT.

CRI

80

Power Factor

>0.60

Voltage Range

180-265V

Beam Angle

120°

Protection Class

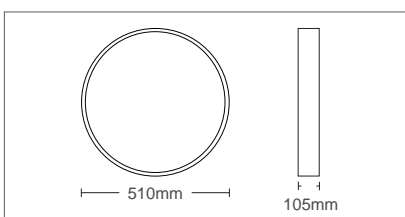
IP20

Working Temperature

-20°C/+65°C

Main Material

Metal sheet & PVC



DIAMOND DG45

DIAMOND DG45 is a round ceiling mounting lighting fixture, equipped with backlit technology of SANAN LED sources.

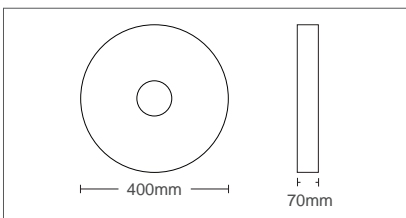
Is equipped with Remote control which can make scenarios, dim the density of the light, select the color temperature between 3000K, 4000K or 6000K, etc. On 3000K - 2160lm, on 4000K - 4680lm & on 6000K - 2520lm. It can be used as night lamp as well with 5W power & 350lm.

Intended for surface installation. Made by metal sheet & PVC.

2025460

TECHNICAL SPECIFICATIONS

Power	
52W (27/52/27/4W)	
Luminous Flux	
3380LM	
Color Temperature	
3000K / 4000K / 6000K - 3CCT+REM. CONT.	
CRI	80
Power Factor	>0.60
Voltage Range	180-265V
Beam Angle	120°
Protection Class	IP20
Working Temperature	-20°C/+65°C
Main Material	Metal sheet & PVC



SURFACE LED CEILING LIGHTS



PEARL F35

PEARL F35 is a round ceiling mounting lighting fixture, equipped with backlit technology of SANAN LED sources.

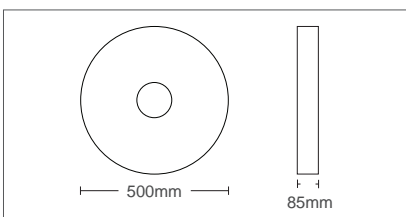
Is equiped with Remote control which can make scenarios, dim the density of the light, select the color temperature between 3000K, 4000K or 6000K, etc. On 3000K - 1620lm, on 4000K - 3380lm and on 6000K - 1836lm. It can be used as night lamp as well with 4W power & 244lm.

Intended for surface installation. Made by metal sheet & PVC.

2024640

TECHNICAL SPECIFICATIONS

Power	
78W (39/78/39/5W)	
Luminous Flux	
5148LM	
Color Temperature	
3000K / 4000K / 6000K - 3CCT+REM. CONT.	
CRI	80
Power Factor	>0.60
Voltage Range	85-265V
Beam Angle	120°
Protection Class	IP20
Working Temperature	-20°C/+65°C
Main Material	Metal sheet & PVC



PEARL F45

PEARL F45 is a round ceiling mounting lighting fixture, equipped with backlit technology of SANAN LED sources.

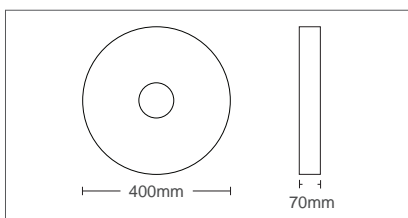
Is equiped with Remote control which can make scenarios, dim the density of the light, select the color temperature between 3000K, 4000K or 6000K, etc. On 3000K - 2496lm, on 4000K - 5148lm and on 6000K - 2691lm. It can be used as night lamp as well with 5W power & 380lm.

Intended for surface installation. Made by metal sheet & PVC.

2024650

TECHNICAL SPECIFICATIONS

Power	
52W (27/52/27/4W)	
Luminous Flux	
3328LM	
Color Temperature	
3000K / 4000K / 6000K - 3CCT+REM. CONT.	
CRI	80
Power Factor	>0.60
Voltage Range	180-265V
Beam Angle	120°
Protection Class	IP20
Working Temperature	-20°C/+65°C
Main Material	Metal sheet & PVC



SURFACE LED CEILING LIGHTS



PEARL D35

PEARL D35 is a round ceiling mounting lighting fixture, equipped with backlit technology of SANAN LED sources.

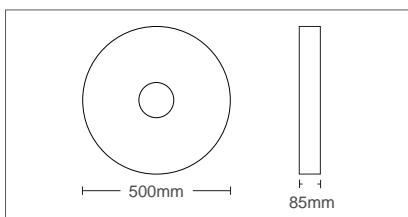
Is equipped with Remote control which can make scenarios, dim the density of the light, select the color temperature between 3000K, 4000K or 6000K, etc. On 3000K - 1593lm, on 4000K - 3328lm & on 6000K - 1809lm. It can be used as night lamp as well with 4W power & 244lm.

Intended for surface installation. Made by metal sheet & PVC.

2024620

TECHNICAL SPECIFICATIONS

Power	
78W (39/78/39/5W)	
Luminous Flux	
5070LM	
Color Temperature	
3000K / 4000K / 6000K - 3CCT+REM. CONT.	
CRI	80
Power Factor	>0.60
Voltage Range	180-265V
Beam Angle	120°
Protection Class	IP20
Working Temperature	-20°C/+65°C
Main Material	Metal sheet & PVC



PEARL D45

PEARL D45 is a round ceiling mounting lighting fixture, equipped with backlit technology of SANAN LED sources.

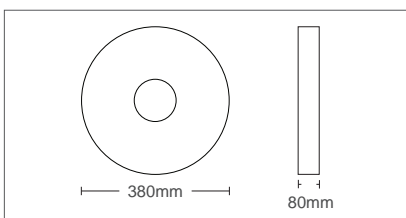
Is equipped with Remote control which can make scenarios, dim the density of the light, select the color temperature between 3000K, 4000K or 6000K, etc. On 3000K - 2418lm, on 4000K - 5070lm & on 6000K - 2652lm. It can be used as night lamp as well with 5W power & 380lm.

Intended for surface installation. Made by metal sheet & PVC.

2024630

TECHNICAL SPECIFICATIONS

Power	
48W (24/48/24/4W)	
Luminous Flux	
3600LM	
Color Temperature	
3000K / 4000K / 6000K - 3CCT+REM. CONT.	
CRI	80
Power Factor	>0.60
Voltage Range	180-265V
Beam Angle	120°
Protection Class	IP20
Working Temperature	-20°C/+65°C
Main Material	Metal sheet & PVC



SURFACE LED CEILING LIGHTS



PEARL M35

PEARL M35 is a round ceiling mounting lighting fixture, equipped with backlit technology of SANAN LED sources.

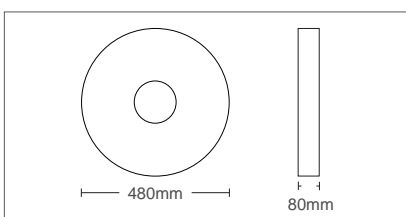
Is equipped with Remote control which can make scenarios, dim the density of the light, select the color temperature between 3000K, 4000K or 6000K, etc. On 3000K - 1680lm, on 4000K - 3600lm and on 6000K - 1920lm. It can be used as night lamp as well with 4W power & 300lm.

Intended for surface installation. Made by metal sheet & PVC.

2025470

TECHNICAL SPECIFICATIONS

Power	
72W (36/72/36/5W)	
Luminous Flux	
4680LM	
Color Temperature	
3000K / 4000K / 6000K - 3CCT+REM. CONT.	
CRI	80
Power Factor	>0.60
Voltage Range	85-265V
Beam Angle	120°
Protection Class	IP20
Working Temperature	-20°C/+65°C
Main Material	Metal sheet & PVC



PEARL M45

PEARL M45 is a round ceiling mounting lighting fixture, equipped with backlit technology of SANAN LED sources.

Is equipped with Remote control which can make scenarios, dim the density of the light, select the color temperature between 3000K, 4000K or 6000K, etc. On 3000K - 2160lm, on 4680K - 5148lm and on 6000K - 2520lm. It can be used as night lamp as well with 5W power & 350lm.

Intended for surface installation. Made by metal sheet & PVC.

2025480

GENERAL INFORMATION

DIANA D18 is a round ceiling mounting lighting fixture with built-in PIR sensor, equipped with backlit technology of SANAN LED sources.

PIR functions:

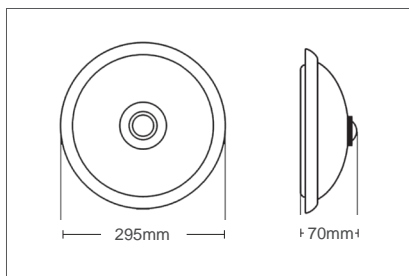
Light sensitivity: <3 LUX (adjustable).

Time delay: 10 sec - 5 min.

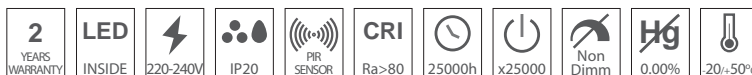
Detection angle: 360°.

Installation height: 1.8 - 2.5 m.

Made by ABS & PVC.



SURFACE CEILING LIGHTS WITH PIR SENSOR



DIANA D18

2025840	18W	1575lm	4000K
2025850	18W	1620lm	6000K

GENERAL INFORMATION

LIKYA P is a round ceiling mounting lighting fixture with built-in PIR sensor, operating with 2xLED bulbs (not included), E27, A60 type.

PIR functions:

Light sensitivity: <3 LUX (adjustable).

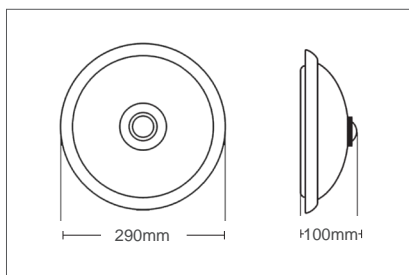
Time delay: 10 sec - 5 min.

Detection angle: 360°.

Detection distance: 10m max.

Installation height: 1.8 - 2.5 m.

Made of ABS plastic body & acrylic diffuser..

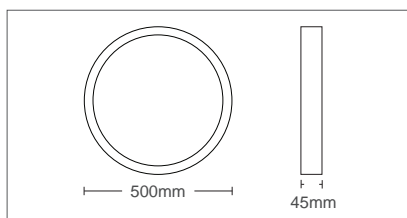


LIKYA P

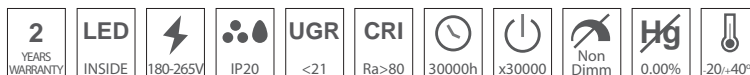
2022661

TECHNICAL SPECIFICATIONS

Power	
46W	
Luminous Flux	
2760LM	
Color Temperature	
3000K / 4000K / 6000K - 3CCT+DIP SWITCH	
CRI	80
Power Factor	>0.95
Voltage Range	180-265V
Beam Angle	120°
Protection Class	IP20
Working Temperature	-20°C/+40°C
Main Material	Aluminium



SURFACE LED CEILING LIGHTS



DISC 1

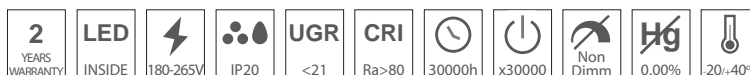
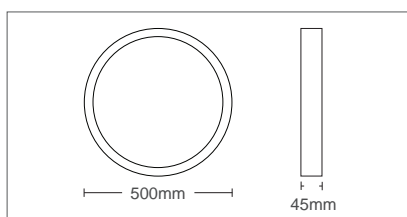
DISC 1 is a round ceiling mounting lighting fixture, equipped with backlit technology of SANAN LED sources. arrangement with 3 position switch for ranging the color temperature between 3000K, 4000K or 6000K.

Intended for surface installation. Housing of aluminum board electrostatically painted with sandblasted finishing in sand white & black.

2026240

TECHNICAL SPECIFICATIONS

Power	
46W	
Luminous Flux	
2760LM	
Color Temperature	
3000K / 4000K / 6000K - 3CCT+DIP SWITCH	
CRI	80
Power Factor	>0.95
Voltage Range	180-265V
Beam Angle	120°
Protection Class	IP20
Working Temperature	-20°C/+40°C
Main Material	Aluminium



DISC 2

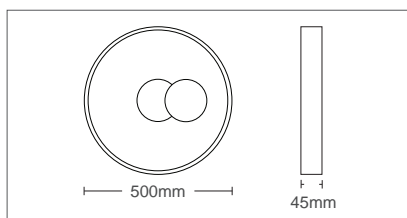
DISC 2 is a round ceiling mounting lighting fixture, equipped with backlit technology of SANAN LED sources. arrangement with 3 position switch for ranging the color temperature between 3000K, 4000K or 6000K.

Intended for surface installation. Housing of aluminum board electrostatically painted with sandblasted finishing in sand white & gold.

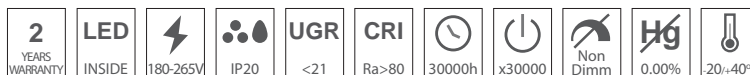
2026250

TECHNICAL SPECIFICATIONS

Power	
52W	
Luminous Flux	
3120LM	
Color Temperature	
3000K / 4000K / 6000K - 3CCT+DIP SWITCH	
CRI	80
Power Factor	>0.95
Voltage Range	180-265V
Beam Angle	120°
Protection Class	IP20
Working Temperature	-20°C/+40°C
Main Material	Aluminium & Metal



SURFACE LED CEILING LIGHTS



DISC 3

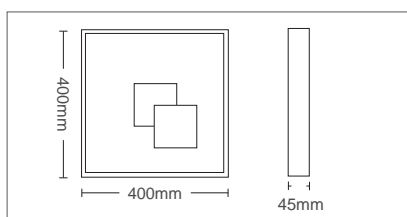
DISC 3 is a round ceiling mounting lighting fixture, equipped with backlit technology of SANAN LED sources. arrangement with 3 position switch for ranging the color temperature between 3000K, 4000K or 6000K.

Intended for surface installation. Housing of aluminum board electrostatically painted with sandblasted finishing in sand white & black.

2026260

TECHNICAL SPECIFICATIONS

Power	
60W	
Luminous Flux	
3600LM	
Color Temperature	
3000K / 4000K / 6000K - 3CCT+DIP SWITCH	
CRI	80
Power Factor	>0.95
Voltage Range	180-265V
Beam Angle	120°
Protection Class	IP20
Working Temperature	-20°C/+40°C
Main Material	Aluminium & Metal



DISC 4

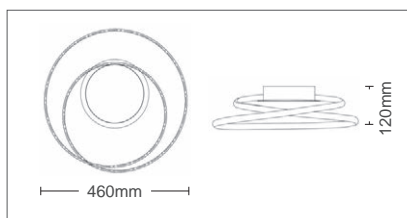
DISC 4 is a square ceiling mounting lighting fixture, equipped with backlit technology of SANAN LED sources. arrangement with 3 position switch for ranging the color temperature between 3000K, 4000K or 6000K.

Intended for surface installation. Housing of aluminum board electrostatically painted with sandblasted finishing in sand white & black.


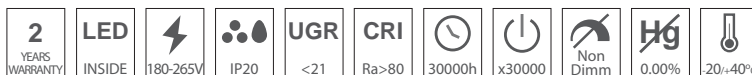
2026270

TECHNICAL SPECIFICATIONS

Power	
38W	
Luminous Flux	
2280LM	
Color Temperature	
3000K / 4000K / 6000K - 3CCT+DIP SWITCH	
CRI	80
Power Factor	>0.95
Voltage Range	180-265V
Beam Angle	120°
Protection Class	IP20
Working Temperature	-20°C/+40°C
Main Material	Aluminium & Metal



SURFACE LED CEILING LIGHTS



RING 38

RING 38 is a round ceiling mounting lighting fixture, equipped with backlit technology of SANAN LED sources. arrangement with 3 position switch for ranging the color temperature between 3000K, 4000K or 6000K.

Intended for surface installation.

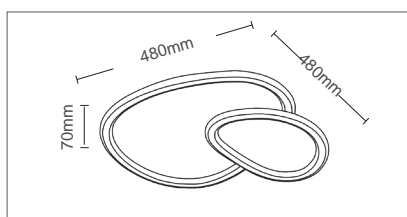
Housing of aluminum board & metal sheet electrostatically painted with sandblasted finishing in sand white & black. Difusser made by PVC.

2026370 - Black color

2026380 - White color

TECHNICAL SPECIFICATIONS

Power	
64W	
Luminous Flux	
3840LM	
Color Temperature	
3000K / 4000K / 6000K - 3CCT+DIP SWITCH	
CRI	80
Power Factor	>0.95
Voltage Range	180-265V
Beam Angle	120°
Protection Class	IP20
Working Temperature	-20°C/+40°C
Main Material	Aluminium & Metal



RING 64

RING 64 is a ceiling mounting lighting fixture, equipped with backlit technology of SANAN LED sources. arrangement with 3 position switch for ranging the color temperature between 3000K, 4000K or 6000K.

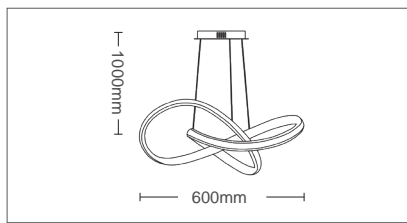
Intended for surface installation. Housing of aluminum board electrostatically painted with sandblasted finishing in sand white.

Difusser made by PVC.

2026280

TECHNICAL SPECIFICATIONS

Power	
46W	
Luminous Flux	
2880LM	
Color Temperature	
3000K / 4000K / 6000K - 3CCT+DIP SWITCH	
CRI	80
Power Factor	>0.95
Voltage Range	180-265V
Beam Angle	120°
Protection Class	IP20
Working Temperature	-20°C/+40°C
Main Material	Aluminium & Metal



PENDANT LED LIGHTS

2 YEARS WARRANTY	LED INSIDE	180-265V	IP20	CRI Ra>80	30000h	x30000	Non Dimm	Hg 0.00%	20/+40°C
------------------	------------	----------	------	-----------	--------	--------	----------	----------	----------



WAVE

WAVE is a pendant lighting fixture, equipped with backlit technology of SANAN LED sources arrangement with 3 position switch for ranging the color temperature between 3000K, 4000K or 6000K.

Housing of aluminum board & metal sheet electrostatically painted with sand-blasted finishing in sand white & black.

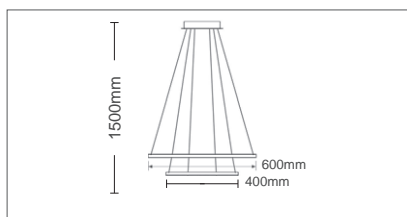
Difusser made by PVC.

2026400 - White color

2026390 - Black color

TECHNICAL SPECIFICATIONS

Power	
48W	
Luminous Flux	
2880LM	
Color Temperature	
3000K / 4000K / 6000K - 3CCT+DIP SWITCH	
CRI	80
Power Factor	>0.95
Voltage Range	180-265V
Beam Angle	120°
Protection Class	IP20
Working Temperature	-20°C/+40°C
Main Material	Aluminium & Metal



2 YEARS WARRANTY	LED INSIDE	180-265V	IP20	UGR <21	CRI Ra>80	30000h	x30000	Non Dimm	Hg 0.00%	20/+40°C
------------------	------------	----------	------	---------	-----------	--------	--------	----------	----------	----------



DUO

DUO is a pendant lighting fixture with 2 circles, equipped with backlit technology of SANAN LED sources arrangement with 3 position switch for ranging the color temperature between 3000K, 4000K or 6000K.

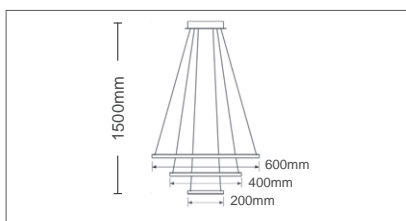
Housing of aluminum board & metal sheet electrostatically painted with sand-blasted finishing in sand white & black.

Difusser made by PVC.

2026340

TECHNICAL SPECIFICATIONS

Power	
56W	
Luminous Flux	
3360LM	
Color Temperature	
3000K / 4000K / 6000K - 3CCT+DIP SWITCH	
CRI	80
Power Factor	>0.95
Voltage Range	180-265V
Beam Angle	120°
Protection Class	IP20
Working Temperature	-20°C/+40°C
Main Material	Aluminium



PENDANT LED LIGHTS

2 YEARS WARRANTY	LED INSIDE	180-265V	IP20	UGR <21	CRI Ra>80	30000h	x30000	Non Dimm	Hg 0.00%	20/+40°C
------------------------	---------------	----------	------	------------	--------------	--------	--------	-------------	-------------	----------



TRIO-1

TRIO 1 is a pendant lighting fixture with 3 circles, equipped with backlit technology of SANAN LED sources arrangement with 3 position switch for ranging the color temperature between 3000K, 4000K or 6000K.

Housing of aluminum board & metal sheet electrostatically painted with sandblasted finishing in sand white & black.

Difusser made by PVC.

2026350 - Black color

2026360 - White color

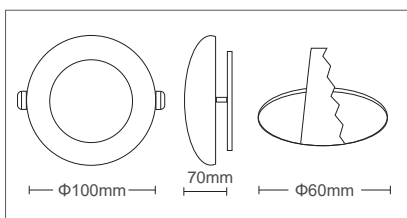
4

CEILING FIXTURES

RECESSED & SURFACE
LED LIGHTING FIXTURES


TECHNICAL SPECIFICATIONS

Power	
3W	
Luminous Flux	
240LM	
Color Temperature	
4200K	
CRI	80
Power Factor	>0.95
Voltage Range	85-265V
Beam Angle	180°
Protection Class	IP20
Working Temperature	-10°C/+50°C
Main Material	Metal sheet



RECESSED LED SPOT LIGHTS

2 YEARS WARRANTY	LED INSIDE	85-265V	IP20	UGR <19	CRI Ra>80	30000h	x30000	Non Dimm	10/+50°C
------------------------	---------------	---------	------	------------	--------------	--------	--------	-------------	----------



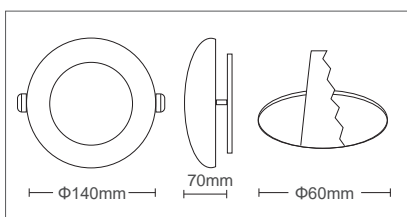
FORMATO D1

FORMATO D1 is a rotatable & recessed led spot light equipped with SANAN LED sources. Indirect light spread 180°. Housing of metal sheet electrostatically painted in sand white. Head is removable and It can be painted with all the plastic & acrylic colors available in the market. Driver is included in the package.

2012460

TECHNICAL SPECIFICATIONS

Power	
5W	
Luminous Flux	
400LM	
Color Temperature	
4200K	
CRI	80
Power Factor	>0.95
Voltage Range	85-265V
Beam Angle	180°
Protection Class	IP20
Working Temperature	-10°C/+50°C
Main Material	Metal sheet



2 YEARS WARRANTY	LED INSIDE	85-265V	IP20	UGR <19	CRI Ra>80	30000h	x30000	Non Dimm	10/+50°C
------------------------	---------------	---------	------	------------	--------------	--------	--------	-------------	----------



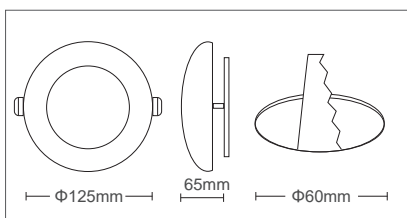
FORMATO D3

FORMATO D3 is a rotatable & recessed led spot light equipped with SANAN LED sources. Indirect light spread 180°. Housing of metal sheet electrostatically painted in sand white. Head is removable and It can be painted with all the plastic & acrylic colors available in the market. Driver is included in the package.

2012520


TECHNICAL SPECIFICATIONS

Power	
3W	
Luminous Flux	
240LM	
Color Temperature	
4200K	
CRI	80
Power Factor	>0.95
Voltage Range	85-265V
Beam Angle	180°
Protection Class	IP20
Working Temperature	-10°C/+50°C
Main Material	Metal sheet



RECESSED LED SPOT LIGHTS

2 YEARS WARRANTY	LED INSIDE	85-265V	IP20	UGR <19	CRI Ra>80	30000h	x30000	Non Dimm	-10/+50°C
------------------	------------	---------	------	---------	-----------	--------	--------	----------	-----------



FORMATO F3

FORMATO F3 is a rotatable & recessed led spot light equipped with SANAN LED sources.

Indirect light spread 180°.

Housing of metal sheet electrostatically painted in gloss white.

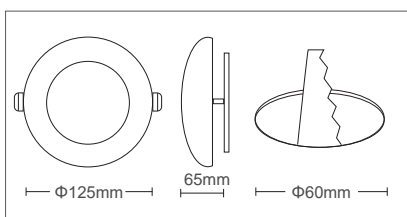
Head is removable.

Driver is included in the package.


2012410

TECHNICAL SPECIFICATIONS

Power	
3W	
Luminous Flux	
240LM	
Color Temperature	
4200K	
CRI	80
Power Factor	>0.95
Voltage Range	85-265V
Beam Angle	180°
Protection Class	IP20
Working Temperature	-10°C/+50°C
Main Material	Metal sheet



2 YEARS WARRANTY	LED INSIDE	85-265V	IP20	UGR <19	CRI Ra>80	30000h	x30000	Non Dimm	-10/+50°C
------------------	------------	---------	------	---------	-----------	--------	--------	----------	-----------



FORMATO F4

FORMATO F4 is a rotatable & recessed led spot light equipped with SANAN LED sources.

Indirect light spread 180°.

Housing of metal sheet electrostatically painted in gloss white & gloss black. Head is removable.

Driver is included in the package.

2012420 - White body

2012430 - Black body

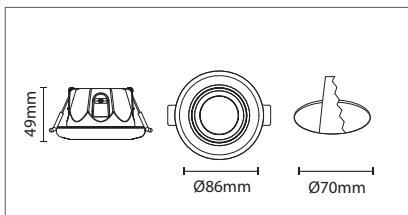
GENERAL INFORMATION

LUMIX is a round rotatable & recessed led spot light, equiped with opal difusser with 110° beam angle.

Adjustable color temperature (3000K / 4200K / 6500K) via DIP switch.

Three lighting modes: center light, ambient ring light (5%), or both combined.

Extenal driver is included in the package.



RECESSED LED SPOT LIGHTS



110°



Sand white

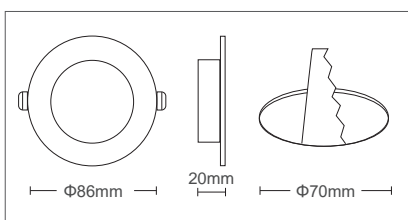


LUMIX

2027670 White color 5W 350lm 3CCT 3000K/4200K/6500K

GENERAL INFORMATION

NICK R is a round rotatable & recessed led spot light equipped with SANAN LED sources. Is equipped with microprismatic difusser with 45° beam angle. Housing of PC painted in sand white. Driver is included in the package.



RECESSED LED SPOT LIGHTS



45°



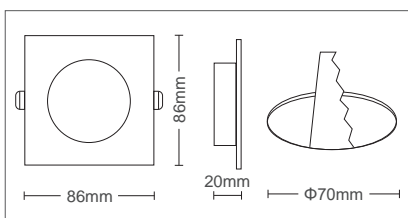
Sand white

NICK R

2026770 - White color	5W	590lm	4200K
2026780 - White color	5W	600lm	6400K

GENERAL INFORMATION

NICK S is a square rotatable & recessed led spot light equipped with SANAN LED sources. Is equipped with microprismatic difusser with 45° beam angle. Housing of PC painted in sand white. Driver is included in the package.



45°



Sand white

NICK S

2026790 - White color	5W	590lm	4200K
2026800 - White color	5W	600lm	6400K

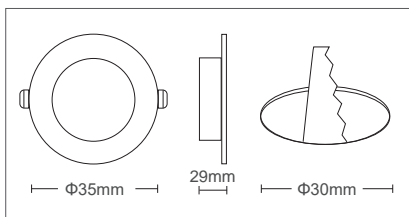
GENERAL INFORMATION

ZANZI P is a non rotatable & recessed led spot light equipped with SANAN LED sources. Light beam angle 30°.

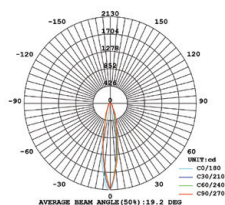
Housing of PC painted in sand white & sand black.

Diffuser is made of PS.

Driver is included in the package.



PHOTOMETRIC DIAGRAM



RECESSED LED SPOT LIGHTS

2 YEARS WARRANTY	LED INSIDE	100-240V	IP20	UGR <19	CRI Ra>80	25000h	x25000	Non Dimm	25±50°C
------------------	------------	----------	------	---------	-----------	--------	--------	----------	---------



30°



Sand black



Sand white



ZANZI P

2026830 - Black color	2026810 - White color	1W	75lm	3000K
2026840 - Black color	2026820 - White color	1W	75lm	4000K

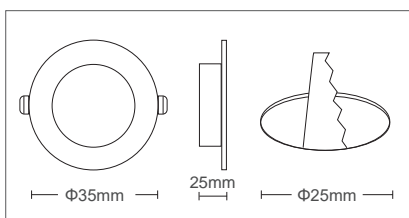
GENERAL INFORMATION

ZANZI M is a non rotatable & recessed led spot light equipped with SANAN LED sources. Light beam angle 30°.

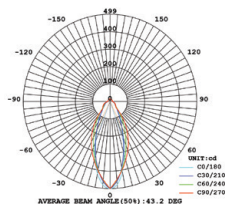
Housing of Die cast aluminium painted in sand white & nickel mat.

Diffuser is made of PS and is microprismatic.

Driver is included in the package.



PHOTOMETRIC DIAGRAM



2 YEARS WARRANTY	LED INSIDE	100-240V	IP20	UGR <19	CRI Ra>80	25000h	x25000	Non Dimm	25±50°C
------------------	------------	----------	------	---------	-----------	--------	--------	----------	---------



30°



Nickel mat



Sand white

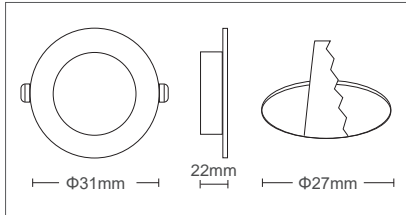


ZANZI M

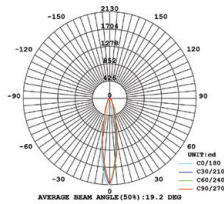
2026870 - White color	2026850 - Nickel mat	3W	225lm	3000K
2026880 - White color	2026860 - Nickel mat	3W	225lm	4000K

GENERAL INFORMATION

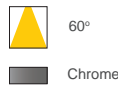
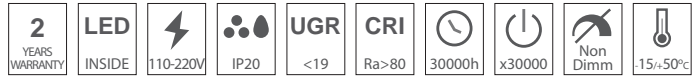
RITA 2 is a non rotatable & recessed led spot light equiped with SANAN LED sources.
Light beam angle 60°.
Housing of extruded aluminium electrostatically painted in chrome.
Diffuser is made of PS.
Driver is included in the package.



PHOTOMETRIC DIAGRAM



RECESSED LED SPOT LIGHTS



RITA 2

2021580 - White color	1W	98lm	3000K
2021590 - White color	1W	105lm	6000K

TECHNICAL SPECIFICATIONS

Power

1W

Luminous Flux

98LM

Color Temperature

3000K

CRI 80

Power Factor >0.50

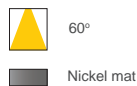
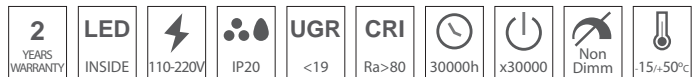
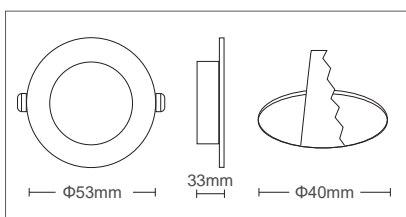
Voltage Range 110-240V

Beam Angle 60°

Protection Class IP20

Working Temperature -15°C/+50°C

Main Material Zinc, alloy & glass

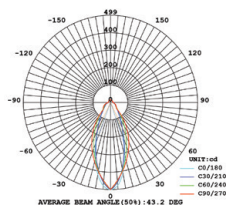


RITA 3

RITA 3 is a rotatable & recessed led spot light equiped with SANAN LED sources.
Light beam angle 60°.
Housing of Zink & alloy electrostatically painted in nickel mat.
Diffuser is made of glass.
Driver is included in the package.

2021600

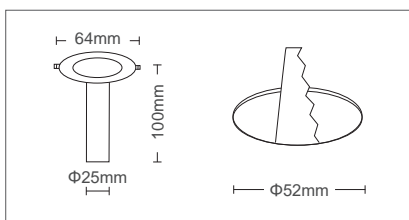
PHOTOMETRIC DIAGRAM





TECHNICAL SPECIFICATIONS

Power	
5W	
Luminous Flux	
600LM	
Color Temperature	
3000K	
CRI	90
Power Factor	>0.50
Voltage Range	85-265V
Beam Angle	24°
Protection Class	IP20
Working Temperature	-20°C/+40°C
Main Material	Aluminium



RECESSED LED SPOT LIGHTS

5 YEARS WARRANTY	LED INSIDE	85-265V	IP20	UGR <19	CRI Ra>90	30000h	x30000	Non Dimm	20/+40°C
------------------	------------	---------	------	---------	-----------	--------	--------	----------	----------



24°



Sand black



Sand white

TUBO 1



TUBO is a family of rotatable recessed spot lights equipped with BRIDGELUX LED sources.

They are equipped with PC diffuser with 24° and UGR<19.

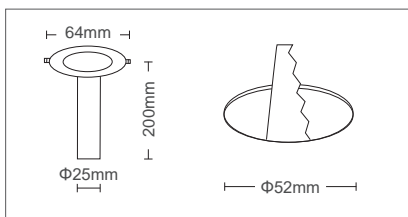
Housing of extruded aluminium electrostatically painted in sand black & sand white.

Driver is included in the package.

2102400 - Black color	5W	400lm	3000K
2102440 - White color	5W	400lm	3000K

TECHNICAL SPECIFICATIONS

Power	
5W	
Luminous Flux	
400LM	
Color Temperature	
3000K	
CRI	90
Power Factor	>0.50
Voltage Range	85-265V
Beam Angle	24°
Protection Class	IP20
Working Temperature	-20°C/+40°C
Main Material	Aluminium



5 YEARS WARRANTY	LED INSIDE	85-265V	IP20	UGR <19	CRI Ra>90	30000h	x30000	Non Dimm	20/+40°C
------------------	------------	---------	------	---------	-----------	--------	--------	----------	----------



24°



Sand black



Sand white

TUBO 2



TUBO is a family of rotatable recessed spot lights equipped with BRIDGELUX LED sources.

They are equipped with PC diffuser with 24° and UGR<19.

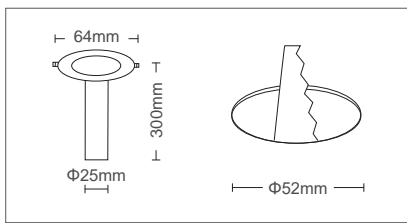
Housing of extruded aluminium electrostatically painted in sand black & sand white.

Driver is included in the package.

2102410 - Black color	5W	400lm	3000K
2102450 - White color	5W	400lm	3000K

TECHNICAL SPECIFICATIONS

Power	
5W	
Luminous Flux	
600LM	
Color Temperature	
3000K	
CRI	90
Power Factor	>0.50
Voltage Range	85-265V
Beam Angle	24°
Protection Class	IP20
Working Temperature	-20°C/+40°C
Main Material	Aluminium



RECESSED LED SPOT LIGHTS

5 YEARS WARRANTY	LED INSIDE	85-265V	IP20	UGR <19	CRI Ra>90	30000h	x30000	Non Dimm	20/+40°C
------------------	------------	---------	------	---------	-----------	--------	--------	----------	----------



24°



Sand black



Sand white



TUBO 3



TUBO is a family of rotatable recessed spot lights equipped with BRIDGELUX LED sources.

They are equipped with PC diffuser with 24° and UGR<19.

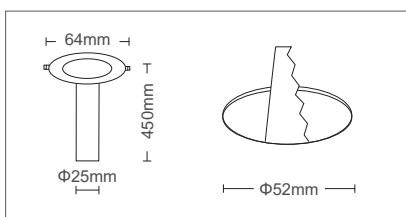
Housing of extruded aluminium electrostatically painted in sand black & sand white.

Driver is included in the package.

2102420 - Black color	5W	400lm	3000K
2102460 - White color	5W	400lm	3000K

TECHNICAL SPECIFICATIONS

Power	
5W	
Luminous Flux	
600LM	
Color Temperature	
3000K	
CRI	90
Power Factor	>0.50
Voltage Range	85-265V
Beam Angle	24°
Protection Class	IP20
Working Temperature	-20°C/+40°C
Main Material	Aluminium



5 YEARS WARRANTY	LED INSIDE	85-265V	IP20	UGR <19	CRI Ra>90	30000h	x30000	Non Dimm	20/+40°C
------------------	------------	---------	------	---------	-----------	--------	--------	----------	----------



24°



Sand black



Sand white



TUBO 4



TUBO is a family of rotatable recessed spot lights equipped with BRIDGELUX LED sources.

They are equipped with PC diffuser with 24° and UGR<19.

Housing of extruded aluminium electrostatically painted in sand black & sand white.

Driver is included in the package.

2102430 - Black color	5W	400lm	3000K
2102470 - White color	5W	400lm	3000K

TECHNICAL SPECIFICATIONS

Power

5W

Luminous Flux

400LM

Color Temperature

3000K

CRI

90

Power Factor

>0.50

Voltage Range

85-265V

Beam Angle

24°

Protection Class

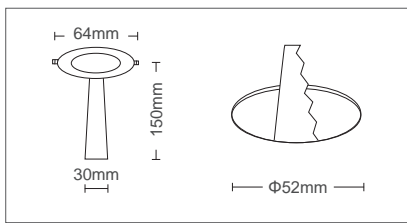
IP20

Working Temperature

-20°C/+40°C

Main Material

Aluminium



RECESSED LED SPOT LIGHTS



24°



Sand black



Sand white

CONO 1



CONO is a family of rotatable recessed spot lights equipped with BRIDGELUX LED sources.

They are equipped with PC polycarbonate diffuser with 24° and UGR<19.

Housing of extruded aluminium electrostatically painted in sand black & sand white.

Driver is included in the package.

2102480 - Black color

5W

400lm

3000K

2102500 - White color

5W

400lm

3000K

TECHNICAL SPECIFICATIONS

Power

5W

Luminous Flux

400LM

Color Temperature

3000K

CRI

90

Power Factor

>0.50

Voltage Range

85-265V

Beam Angle

24°

Protection Class

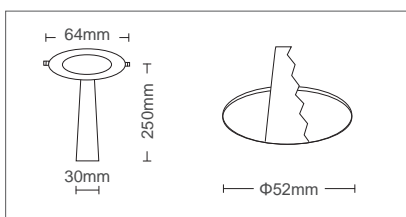
IP20

Working Temperature

-20°C/+40°C

Main Material

Aluminium



24°



Sand black



Sand white

CONO 2



CONO is a family of rotatable recessed spot lights equipped with BRIDGELUX LED sources.

They are equipped with PC polycarbonate diffuser with 24° and UGR<19.

Housing of extruded aluminium electrostatically painted in sand black & sand white.

Driver is included in the package.

2102490 - Black color

5W

400lm


3000K

2102510 - White color

5W

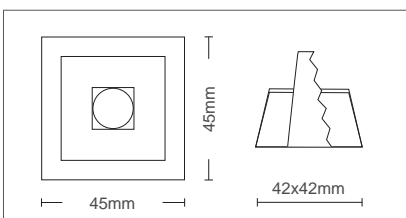
400lm

3000K

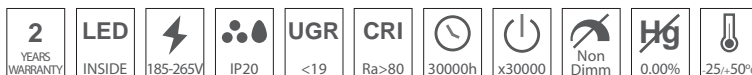


TECHNICAL SPECIFICATIONS

Power	
2W	
Luminous Flux	
186LM	
Color Temperature	
3000K	
CRI	80
Power Factor	>0.50
Voltage Range	185-265V
Beam Angle	36°
Protection Class	IP20
Working Temperature	-25°C/+50°C
Main Material	Aluminium



RECESSED CEILING LED LIGHT FIXTURES



ICECUBE 2

ICECUBE is a family of non rotatable recessed spot lights, equipped with SANAN LED sources, with short height of 35mm.

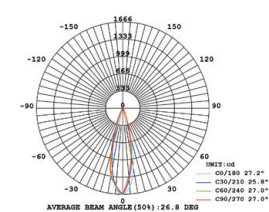
They are equipped with microprismatic polycarbonate diffuser with 36° and UGR<19.

Housing of extruded aluminium electrostatically painted in sand black.

Driver is included in the package.

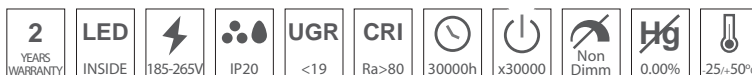
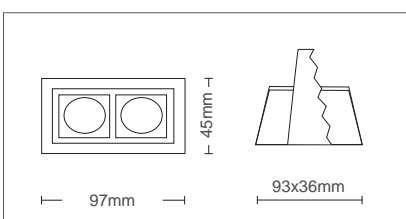
2102940 - Black color

PHOTOMETRIC DIAGRAM



TECHNICAL SPECIFICATIONS

Power	
6W	
Luminous Flux	
558LM	
Color Temperature	
3000K	
CRI	80
Power Factor	>0.50
Voltage Range	185-265V
Beam Angle	36°
Protection Class	IP20
Working Temperature	-25°C/+50°C
Main Material	Aluminium



ICECUBE 6

ICECUBE is a family of non rotatable recessed spot lights, equipped with SANAN LED sources, with short height of 35mm.

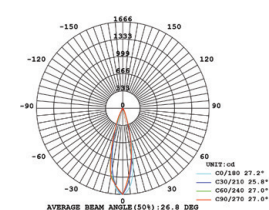
They are equipped with microprismatic polycarbonate diffuser with 36° and UGR<19.

Housing of extruded aluminium electrostatically painted in sand black.

Driver is included in the package.

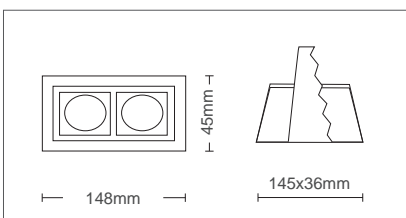
2102950 - Black color

PHOTOMETRIC DIAGRAM

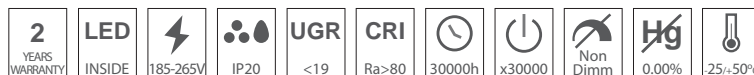


TECHNICAL SPECIFICATIONS

Power	
10W	
Luminous Flux	
930LM	
Color Temperature	
3000K	
CRI	80
Power Factor	>0.50
Voltage Range	185-265V
Beam Angle	36°
Protection Class	IP20
Working Temperature	-25°C/+50°C
Main Material	Aluminium



RECESSED CEILING LED LIGHT FIXTURES



36°



Sand black

ICECUBE 10

ICECUBE is a family of non rotatable recessed spot lights, equipped with SANAN LED sources, with short height of 35mm.

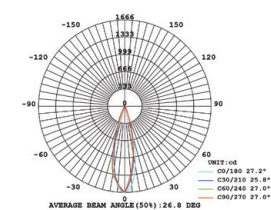
They are equipped with microprismatic polycarbonate diffuser with 36° and UGR<19.

Housing of extruded aluminium electrostatically painted in sand black.

Driver is included in the package.

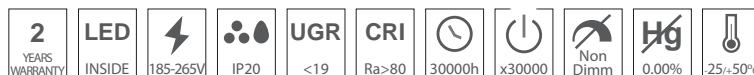
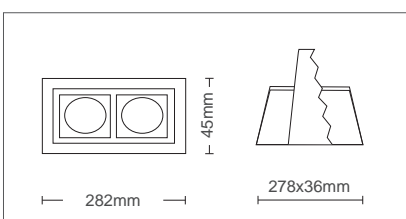
2102960 - Black color

PHOTOMETRIC DIAGRAM



TECHNICAL SPECIFICATIONS

Power	
20W	
Luminous Flux	
1860LM	
Color Temperature	
3000K	
CRI	80
Power Factor	>0.50
Voltage Range	185-265V
Beam Angle	36°
Protection Class	IP20
Working Temperature	-25°C/+50°C
Main Material	Aluminium



36°



Sand black

ICECUBE 20

ICECUBE is a family of non rotatable recessed spot lights, equipped with SANAN LED sources, with short height of 35mm.

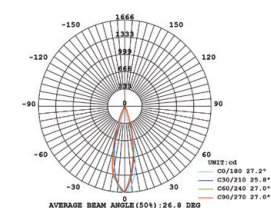
They are equipped with microprismatic polycarbonate diffuser with 36° and UGR<19.

Housing of extruded aluminium electrostatically painted in sand black.

Driver is included in the package.

2102970 - Black color

PHOTOMETRIC DIAGRAM





TECHNICAL SPECIFICATIONS

Power

30W

Luminous Flux

2790LM

Color Temperature

3000K

CRI

80

Power Factor

>0.50

Voltage Range

185-265V

Beam Angle

36°

Protection Class

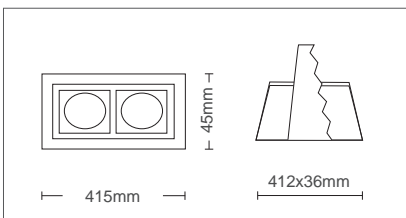
IP20

Working Temperature

-25°C/+50°C

Main Material

Aluminium



RECESSED CEILING LED LIGHT FIXTURES



36°



Sand black

ICECUBE 30

ICECUBE is a family of non rotatable recessed spot lights, equipped with SANAN LED sources, with short height of 35mm.

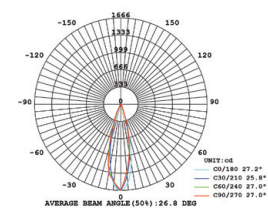
They are equipped with microprismatic polycarbonate diffuser with 36° and UGR<19.

Housing of extruded aluminium electrostatically painted in sand black.

Driver is included in the package.

2102980 - Black color

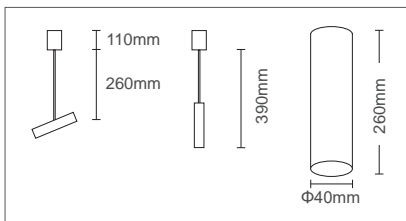
PHOTOMETRIC DIAGRAM



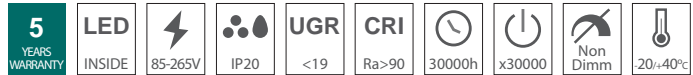


TECHNICAL SPECIFICATIONS

Power	
7W (1x7W)	
Luminous Flux	
560LM	
Color Temperature	
3000K	
CRI	90
Power Factor	>0.50
Voltage Range	85-265V
Beam Angle	24°
Protection Class	IP20
Working Temperature	-20°C/+40°C
Main Material	Aluminium



SURFACE CEILING LED LIGHT FIXTURES



24°



Sand black



Sand white



CLIMBER



CLIMBER is a family of rotatable surface spot lights equipped with BRIDGELUX LED sources.

They are equipped with clear PC diffuser with 24° and UGR<19.

Each spot rotating in both directions, horizontal 360°

& vertical 75°.

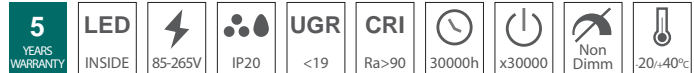
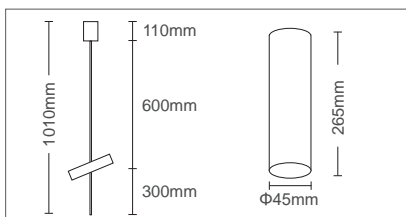
Housing of extruded aluminium electrostatically painted in sand black & sand white.

The total length is 50cm & include 1 spots 7W.

2102580 - Black color	7W	560lm	3000K
2102590 - White color	7W	560lm	3000K

TECHNICAL SPECIFICATIONS

Power	
7W (1x7W)	
Luminous Flux	
840LM	
Color Temperature	
3000K	
CRI	90
Power Factor	>0.50
Voltage Range	85-265V
Beam Angle	24°
Protection Class	IP20
Working Temperature	-20°C/+40°C
Main Material	Aluminium



24°



Sand black



Sand white



CLIMBER 1



CLIMBER 1 is a family of rotatable surface spot lights equipped with BRIDGELUX LED sources.

They are equipped with clear PC diffuser with 24° and UGR<19.

Each spot rotating in both directions, horizontal 360°

& vertical 75°.

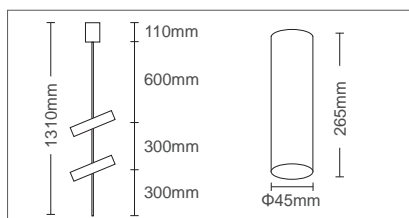
Housing of extruded aluminium electrostatically painted in sand black & sand white.

The total length is 101cm & include 1 spots 7W.

2102520 - Black color	7W	560lm	3000K
2102550 - White color	7W	560lm	3000K

TECHNICAL SPECIFICATIONS

Power	
14W (2x7W)	
Luminous Flux	
1120LM	
Color Temperature	
3000K	
CRI	90
Power Factor	>0.50
Voltage Range	85-265V
Beam Angle	24°
Protection Class	IP20
Working Temperature	-20°C/+40°C
Main Material	Aluminium



SURFACE CEILING LED LIGHT FIXTURES

5 YEARS WARRANTY	LED	85-265V	IP20	UGR <19	CRI Ra>90	30000h	x30000	Non Dimm	20/+40°C
------------------	-----	---------	------	---------	-----------	--------	--------	----------	----------



36°



Sand black



Sand white



CLIMBER 2



CLIMBER 2 is a family of rotatable surface spot lights equipped with BRIDGELUX LED sources.

They are equipped with clear PC diffuser with 24° and UGR<19.

Each spot rotating in both directions, horizontal 360°

& vertical 75°.

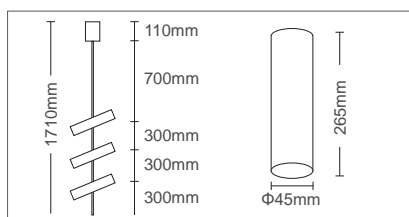
Housing of extruded aluminium electrostatically painted in sand black & sand white.

The total length is 131cm & include 2 spots by 7W each.

2102530 - Black color	14W	1120lm	3000K
2102560 - White color	14W	1120lm	3000K

TECHNICAL SPECIFICATIONS

Power	
21W (3x7W)	
Luminous Flux	
1680LM	
Color Temperature	
3000K	
CRI	90
Power Factor	>0.95
Voltage Range	85-265V
Beam Angle	24°
Protection Class	IP20
Working Temperature	-20°C/+40°C
Main Material	Aluminium



5 YEARS WARRANTY	LED	85-265V	IP20	UGR <19	CRI Ra>90	30000h	x30000	Non Dimm	20/+40°C
------------------	-----	---------	------	---------	-----------	--------	--------	----------	----------



36°



Sand black



Sand white



CLIMBER 3



CLIMBER 3 is a family of rotatable surface spot lights equipped with BRIDGELUX LED sources.

They are equipped with clear PC diffuser with 24° and UGR<19.

Each spot rotating in both directions, horizontal 360°

& vertical 75°.

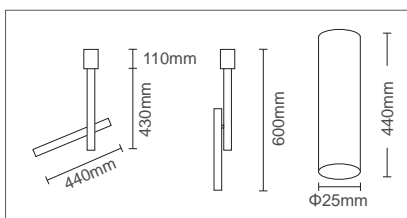
Housing of extruded aluminium electrostatically painted in sand black & sand white.

The total length is 171cm & include 3 spots by 7W each.

2102540 - Black color	21W	1680lm	3000K
2102570 - White color	21W	1680lm	3000K

TECHNICAL SPECIFICATIONS

Power	
10W (2x5W)	
Luminous Flux	
800LM	
Color Temperature	
3000K	
CRI	90
Power Factor	>0.50
Voltage Range	85-265V
Beam Angle	60°
Protection Class	IP20
Working Temperature	-20°C/+40°C
Main Material	Aluminium



SURFACE CEILING LED LIGHT FIXTURES

5 YEARS WARRANTY	LED	85-265V	IP20	UGR <19	CRI Ra>90	30000h	x30000	Non Dimm	20/+40°C
------------------	-----	---------	------	---------	-----------	--------	--------	----------	----------




60°



Sand black



Sand white



ACROBAT



ACROBAT is a family of rotatable surface spot lights equipped with BRIDGELUX LED sources.

They are equipped with clear PC diffuser with 60° and UGR<19.

One spot rotating vertical 360°.

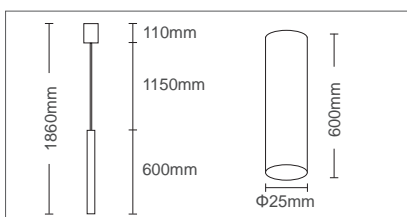
Housing of extruded aluminium electrostatically painted in sand black & sand white.

The total length is 60cm & include 2 spots 5W each.

2102600 - Black color	10W	1200lm	3000K
2102610 - White color	10W	1200lm	3000K

TECHNICAL SPECIFICATIONS

Power	
5W	
Luminous Flux	
400LM	
Color Temperature	
3000K	
CRI	90
Power Factor	>0,50
Voltage Range	85-265V
Beam Angle	24°
Protection Class	IP20
Working Temperature	-20°C/+40°C
Main Material	Aluminium



5 YEARS WARRANTY	LED	85-265V	IP20	UGR <19	CRI Ra>90	30000h	x30000	Non Dimm	20/+40°C
------------------	-----	---------	------	---------	-----------	--------	--------	----------	----------



24°



Sand black



Sand white



VERTO



VERTO is a family of pendant surface spot lights equipped with BRIDGELUX LED sources.

They are equipped with clear PC diffuser with 24° and UGR<19.

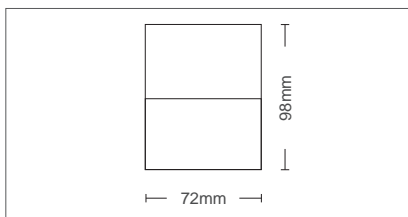
Housing of extruded aluminium electrostatically painted in sand black & sand white.

The total length of the fixture is 1860mm and the length of the cable is adjustable.

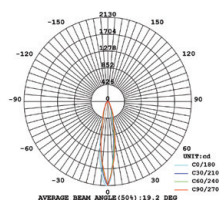
2102620 - Black color	5W	600lm	3000K
2102630 - White color	5W	600lm	3000K

GENERAL INFORMATION

LAZY is a rotatable & surface led spot lights family, equipped with SANAN LED sources. They are equipped with microprismatic diffuser with 24° and UGR<19. It is adjustable in 2 axis, vertical rotating 0-90° and horizontal rotating 0-359°. Housing of aluminum board electrostatically painted with sandblasted finishing in sand black & sand white.



PHOTOMETRIC DIAGRAM



SURFACE CEILING LED LIGHT FIXTURES

2 YEARS WARRANTY	LED INSIDE	185-265V	IP20	UGR <19	CRI Ra>80	30000h	x30000	Non Dimm	25/+50°C
------------------------	---------------	----------	------	------------	--------------	--------	--------	-------------	----------

- 24°
- Sand black
- Sand white

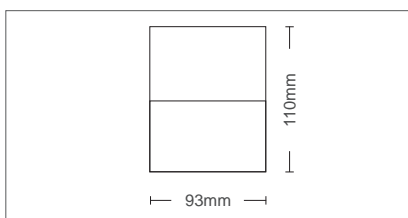


LAZY 10

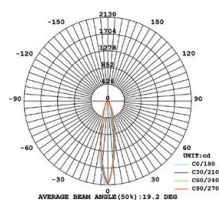
2102860 - Black color	2102880 - White color	10W	930lm	3000K
2102870 - Black color	2102890 - White color	10W	950lm	4000K

GENERAL INFORMATION

LAZY is a rotatable & surface led spot lights family, equipped with SANAN LED sources. They are equipped with microprismatic diffuser with 24° and UGR<19. It is adjustable in 2 axis, vertical rotating 0-90° and horizontal rotating 0-359°. Housing of aluminum board electrostatically painted with sandblasted finishing in sand black & sand white.



PHOTOMETRIC DIAGRAM



2 YEARS WARRANTY	LED INSIDE	185-265V	IP20	UGR <19	CRI Ra>80	30000h	x30000	Non Dimm	25/+50°C
------------------------	---------------	----------	------	------------	--------------	--------	--------	-------------	----------

- 24°
- Sand black
- Sand white



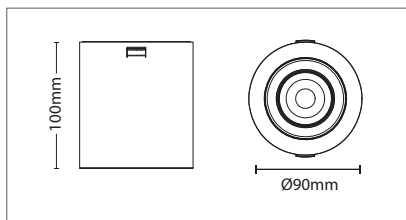
LAZY 20

2102900 - Black color	2102920 - White color	20W	1860lm	3000K
2102910 - Black color	2102930 - White color	20W	1900lm	4000K

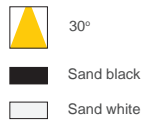
GENERAL INFORMATION

ORBIS-A is a rotatable & surface led spot lights in a sleek cylindrical shape. Adjustable color temperature (3000K / 4200K / 6500K) via DIP switch.

They are equipped with microprismatic diffuser with 30° and UGR<19. It is adjustable in 1 axis with vertical rotating. Housing of aluminum and PC electrostatically painted with sandblasted finishing in sand black & sand white.



SURFACE CEILING LED LIGHT FIXTURES




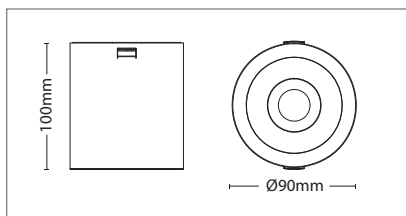
ORBIS-A

2103100 - Black color 2103110 - White color 9W 1080lm 3CCT 3000K/4200K/6500K

GENERAL INFORMATION

ORBIS-F is a fixed surface led spot lights in a sleek cylindrical shape. Adjustable color temperature (3000K / 4200K / 6500K) via DIP switch.

They are equipped with microprismatic diffuser with 60° and UGR<19. Housing of PC electrostatically painted with sandblasted finishing in sand black & sand white.



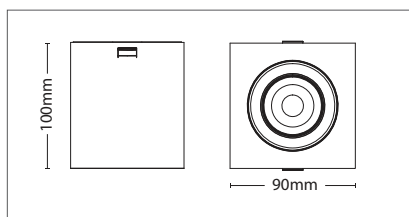
ORBIS-F

2103140 - Black color 2103150 - White color 7W 840lm 3CCT 3000K/4200K/6500K

GENERAL INFORMATION

CUBIX-A is a rotatable & surface led spot lights with modern cubic design. Adjustable color temperature (3000K / 4200K / 6500K) via DIP switch.

They are equipped with microprismatic diffuser with 30° and UGR<19. It is adjustable in 1 axis with vertical rotating. Housing of aluminum and PC electrostatically painted with sandblasted finishing in sand black & sand white.



SURFACE CEILING LED LIGHT FIXTURES




30°



Sand black



Sand white



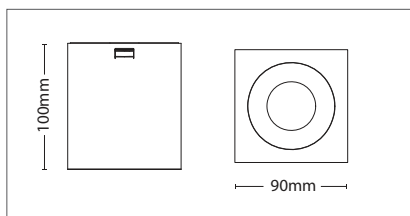
CUBIX-A

2103120 - Black color 2103130 - White color 9W 1080lm 3CCT 3000K/4200K/6500K

GENERAL INFORMATION

CUBIX-F is a fixed surface led spot lights with modern cubic design. Adjustable color temperature (3000K / 4200K / 6500K) via DIP switch.

They are equipped with microprismatic diffuser with 60° and UGR<19. Housing of PC electrostatically painted with sandblasted finishing in sand black & sand white.




60°



Sand black



Sand white



CUBIX-F

2103160 - Black color 2103170 - White color 9W 1080lm 3CCT 3000K/4200K/6500K

2024

**lighting
electrical
catalog**

5

CEILING SPOTS

SURFACE &
RECESSED SPOTS



FINO S is a single square surface ceiling spot lighting fixture family operating with 1xLED bulb (not included), PAR16 type, GU10 socket.

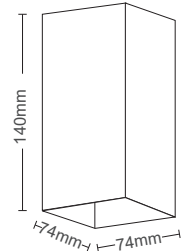
They are intended for interior use.

Base for ceiling mounting of aluminium.


Fixing on the base with all necessary accessories.

Housing of die-cast aluminum, electrostatically painted with sandblasted finishing in 2 colors, sand white & sand black.

There are 2 different variants on the reflectors color, mat gold and black mat.



FINO S



2026950 - White body & white reflector

2026960 - White body & golden reflector

2026930 - White body & black reflector

2026940 - Black body & black reflector



FINO R is a single round surface ceiling spot lighting fixture family operating with 1xLED bulb (not included), PAR16 type, GU10 socket.

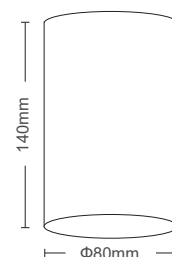
They are intended for interior use.

Base for ceiling mounting of aluminium.

Fixing on the base with all necessary accessories.

Housing of die-cast aluminum, electrostatically painted with sandblasted finishing in 2 colors, sand white & sand black.

There are 2 different variants on the reflectors color, mat gold and black mat.



FINO R



2026900 - White body & white reflector

2026910 - White body & golden reflector

2026890 - Black body & black reflector

2026920 - Black body & golden reflector

GENERAL INFORMATION

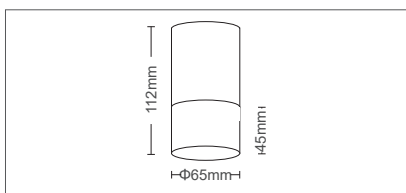
DONNA AS is a single surface ceiling spot lighting fixture operating with 1xLED bulb (not included), PAR16 type, GU10 socket.

Is intended for interior use.

Base for ceiling mounting of aluminium.

Fixing on the base without screws, by rotating and clicking.

Housing of die-cast aluminum, electrostatically painted with sandblasted finishing in 2 colors, sand white & sand black with PVC reflector.



2012830 - White body

2012840 - Black body

GENERAL INFORMATION

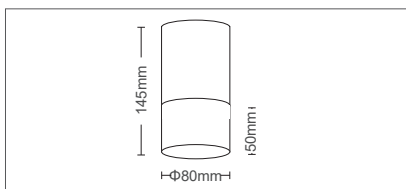
DONNA AB is a single surface ceiling spot lighting fixture operating with 1xLED bulb (not included), PAR16 type, GU10 socket.

Is intended for interior use.

Base for ceiling mounting of aluminium.

Fixing on the base without screws, by rotating and clicking.

Housing of die-cast aluminum, electrostatically painted with sandblasted finishing in 2 colors, sand white & sand black with PVC reflector.



2012850 - White body

2012860 - Black body

GENERAL INFORMATION

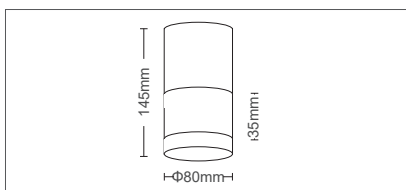
DONNA BB is a single surface ceiling spot lighting fixture operating with 1xLED bulb (not included), PAR16 type, GU10 socket.

Is intended for interior use.

Base for ceiling mounting of aluminium.

Fixing on the base without screws, by rotating and clicking.

Housing of die-cast aluminum, electrostatically painted with sandblasted finishing in 2 colors, sand white & sand black with PVC reflector.



2012870 - White body

2012880 - Black body

CEILING SURFACE SPOT FIXTURES



■ Sand black
□ Sand white

DONNA AS



■ Sand black
□ Sand white

DONNA AB



■ Sand black
□ Sand white

DONNA BB

CEILING RECESSED & SURFACE SPOT FIXTURES

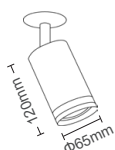
GENERAL INFORMATION

ELCHE 1 is a single adjustable recessed ceiling spot lighting fixture operating with 1xLED bulb (not included), PAR16 type, GU10 socket. Is intended for interior use.

Base for ceiling mounting of aluminium.

Fixing on the base with all necessary accessories.

Housing of die-cast aluminum, electrostatically painted with sandblasted finishing in 2 colors, sand white & sand black.



2102770 - White body

2102760 - Black body

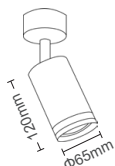
GENERAL INFORMATION

ELCHE 2 is a single adjustable surface ceiling spot lighting fixture operating with 1xLED bulb (not included), PAR16 type, GU10 socket. Is intended for interior use.

Base for ceiling mounting of aluminium.

Fixing on the base with all necessary accessories.

Housing of die-cast aluminum, electrostatically painted with sandblasted finishing in 2 colors, sand white & sand black.



2102780 - Black body

2102790 - White body

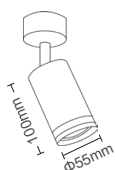
GENERAL INFORMATION

LUMO C is a single adjustable surface ceiling spot lighting fixture operating with 1xLED bulb (not included), PAR16 type, GU10 socket. Is intended for interior use.

Base for ceiling mounting of aluminium.

Fixing on the base with all necessary accessories.

Housing of die-cast aluminum, electrostatically painted with sandblasted finishing in 2 colors, sand white & sand black.



2101920 - White body

2101930 - Black body



■ Sand black
□ Sand white

ELCHE 1



■ Sand black
□ Sand white

ELCHE 2



■ Sand black
□ Sand white

LUMO C

GENERAL INFORMATION

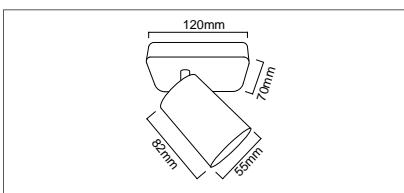
LUGO 1 is a single adjustable surface ceiling spot lighting fixture operating with 1xLED bulb (not included), PAR16 type, GU10 socket.

Is intended for interior use.

Base for ceiling mounting of aluminium.

Fixing on the base with all necessary accessories.

Housing of die-cast aluminum, electrostatically painted with sandblasted finishing in 2 colors, sand white & sand black.



2102320 - White body

2102310 - Black body

GENERAL INFORMATION

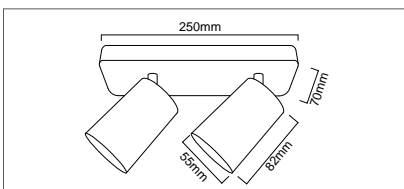
LUGO 2 is a double adjustable surface ceiling spot lighting fixture operating with 2xLED bulbs (not included), PAR16 type, GU10 socket.

Is intended for interior use.

Base for ceiling mounting of aluminium.

Fixing on the base with all necessary accessories.

Housing of die-cast aluminum, electrostatically painted with sandblasted finishing in 2 colors, sand white & sand black.



2102340 - White body

2102330 - Black body

GENERAL INFORMATION

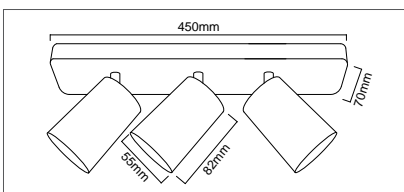
LUGO 3 is a triple adjustable surface ceiling spot lighting fixture operating with 3xLED bulbs (not included), PAR16 type, GU10 socket.

Is intended for interior use.

Base for ceiling mounting of aluminium.

Fixing on the base with all necessary accessories.

Housing of die-cast aluminum, electrostatically painted with sandblasted finishing in 2 colors, sand white & sand black.



2102360 - White body

2102350 - Black body

CEILING SURFACE SPOT FIXTURES



LUGO 1



LUGO 2



LUGO 3



GENERAL INFORMATION

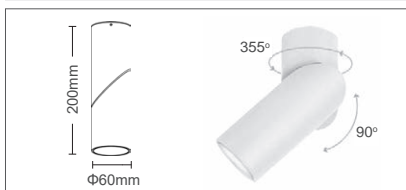
HUESCA is a single adjustable surface ceiling spot lighting fixture operating with 1xLED bulb (not included), PAR16 type, GU10 socket.

Is intended for interior use.

Base for ceiling mounting of aluminium.

Fixing on the base with all necessary accessories.

Housing of die-cast aluminum, electrostatically painted with sandblasted finishing in 2 colors, sand white & sand black.



GU10 lampholder included in the package



2102830 - White body

2102820 - Black body

5
YEARS
WARRANTY

GU10

220-240V

IP20



■ Sand black

□ Sand white

HUESCA

GENERAL INFORMATION

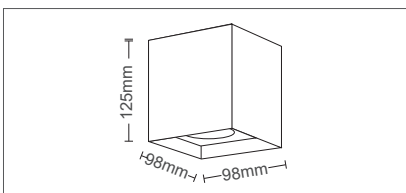
ELDA 1 is a single square adjustable surface ceiling spot lighting fixture operating with 1xLED bulb (not included), PAR16 type, GU10 socket.

Is intended for interior use.

Base for ceiling mounting of aluminium.

Fixing on the base with all necessary accessories.

Housing of die-cast aluminum, electrostatically painted with sandblasted finishing in 2 colors, sand white & sand black.



2103000 - White body

2103010 - Black body

GENERAL INFORMATION

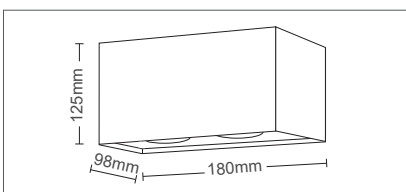
ELDA 2 is a double adjustable surface ceiling spot lighting fixture operating with 2xLED bulbs (not included), PAR16 type, GU10 socket.

Is intended for interior use.

Base for ceiling mounting of aluminium.

Fixing on the base with all necessary accessories.

Housing of die-cast aluminum, electrostatically painted with sandblasted finishing in 2 colors, sand white & sand black.



2103020 - White body

2103030 - Black body

CEILING SURFACE SPOT FIXTURES



ELDA 1



ELDA 2

GENERAL INFORMATION

OLA S00 is a single surface ceiling spot lighting fixture, operating with 1xLED bulb (not included), PAR16 type, GU10 socket.

Is intended for interior use.

Fixing on the base with all necessary accessories by rotating and clicking.

Housing of die-cast aluminum, electrostatically painted with sandblasted finishing in 2 colors, sand white & sand black.

There are 3 different variants on the reflectors color, white mat, black mat & copper mat.



OLA S00

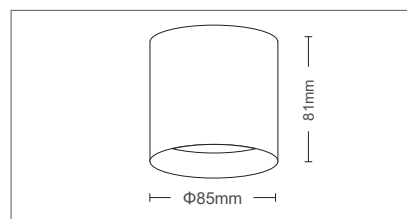


2012640 - White body & white reflector

2012650 - Black body & black reflector

2012630 - White body & black reflector

2012660 - Black body & copper reflector



GENERAL INFORMATION

HOLA is a single surface ceiling spot lighting fixture operating with 1xLED bulb (not included), PAR16 type, GU10 socket.

Is intended for interior use.

Base for ceiling mounting of aluminium.

Fixing on the base with all necessary accessories by rotating and clicking.

Housing of die-cast aluminum, electrostatically painted with sandblasted finishing in 2 colors, sand white & sand black.

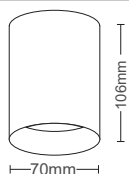


■ Sand black
□ Sand white

2102840 - Black body

2102850 - White body

HOLA



GENERAL INFORMATION

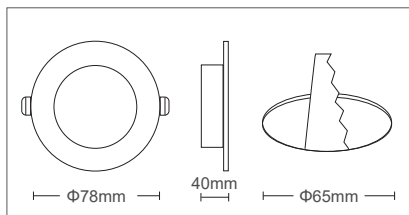
DONNA 10 is a single recessed ceiling spot lighting fixture operating with 1xLED bulb (not included), PAR16 type, GU10 socket.

Is intended for interior use.

GU10 lampholder included in the package.

Housing of die-cast aluminum, electrostatically painted with sandblasted finishing in sand white.

PC reflector with special UV anti-yellow coating to prevent change of the color.



GU10 lampholder included in the package



2012760 - transparent body

CEILING RECESSED SPOT FIXTURES

5
YEARS
WARRANTY



□ Sand white

DONNA 10

GENERAL INFORMATION

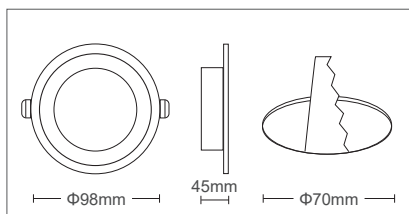
DONNA 11 is a single recessed ceiling spot lighting fixture operating with 1xLED bulb (not included), PAR16 type, GU10 socket.

Is intended for interior use.

GU10 lampholder included in the package.

Housing of die-cast aluminum, electrostatically painted with sandblasted finishing in 2 colors, sand white & sand black.

PC reflector with special UV anti-yellow coating to prevent change of the color.



GU10 lampholder included in the package



2012770 - White body

2012780 - Black body

5
YEARS
WARRANTY



■ Sand black

□ Sand white

DONNA 11

CEILING RECESSED SPOT FIXTURES

GENERAL INFORMATION

DONNA 01 is a single recessed ceiling spot lighting fixture operating with 1xLED bulb (not included), PAR16 type, GU10 socket.

Is intended for interior use.

GU10 lampholder included in the package.

Housing of die-cast aluminum, electrostatically painted with sandblasted finishing in 3 colors, sand white, sand black & silver mat.


PC reflector with special UV anti-yellow coating to prevent change of the color.

5
YEARS
WARRANTY



DONNA 01

■ Sand black
■ Silver mat
■ Sand white



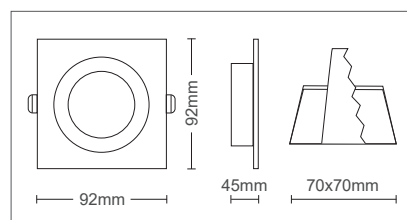
2012790 - White body

2012810 - Silver body

2012800 - Black body



GU10 lampholder included in the package



GENERAL INFORMATION

DONNA 01D is a double rectangle recessed ceiling spot lighting fixture operating with 1xLED bulbs (not included), PAR16 type, GU10 socket.

Is intended for interior use.

GU10 lampholder included in the package.

Housing of die-cast aluminum, electrostatically painted with sandblasted finishing in sand white.

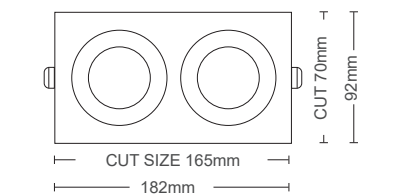
PC reflector with special UV anti-yellow coating to prevent change of the color.

5
YEARS
WARRANTY



■ Sand white

DONNA 01D



GU10 lampholder
included in the
package



2012820 - White body



CEILING RECESSED SPOT FIXTURES

GENERAL INFORMATION

PALACE is a single recessed ceiling spot lighting fixture family operating with, 1xLED bulb (not included), MR16 type, G5.3 socket.

They are intended for interior use.

MR16 lampholder included in the package.

Housing of aluminum & painted glass.



Available in 3 different colors, chrome, black & copper.

5
YEARS
WARRANTY



PALACE 01

- Chrome
- Black
- Copper



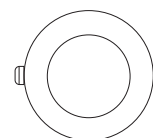
2012100 - Chrome

2012110 - Black

2012120 - Copper



MR16 lampholder included in the
package



Φ95mm





Φ60mm

GENERAL INFORMATION

CRYSTAL is a single recessed ceiling spot lighting fixture family operating with 1xLED bulb (not included), MR16 type, G5.3 socket. They are intended for interior use. MR16 lampholder included in the package. Housing of aluminum & glass. Available in 3 different shapes, round, ellipse & square.



CRYSTAL R/E/S

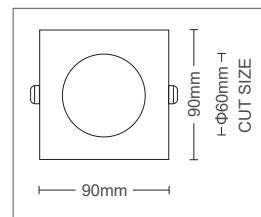
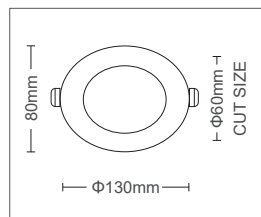
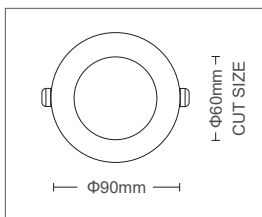


2012060 - Crystal R (Round)

2012080 - Crystal E (Ellipse)

2012070 - Crystal S (Square)

MR16 lampholder included in the package




GENERAL INFORMATION

PALACE is a single recessed ceiling spot lighting fixture family operating with 1xLED bulb (not included), MR16 type, G5.3 socket. They are intended for interior use. MR16 lampholder included in the package. Housing of aluminum & embossed glass. Available in 2 different shapes, round & square.



PALACE 02/03

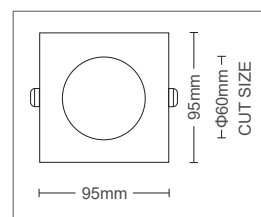
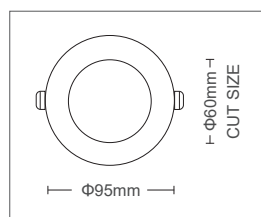
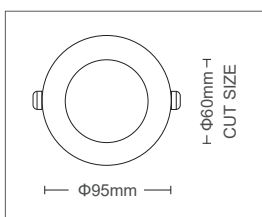


2012140 - Palace 02 (Round)

2012150 - Palace 03 (Ellipse)

2012130 - Palace 02 (Square)

MR16 lampholder included in the package



GENERAL INFORMATION

METALLICAA is a single round and square recessed ceiling spot lighting fixture family operating with, 1xLED bulb (not included), PAR16 type, GU10 socket.

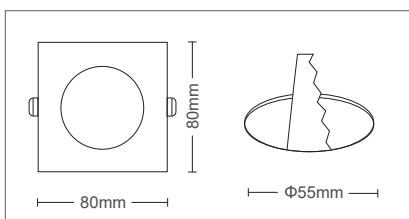
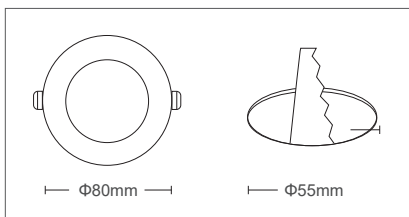
They are intended for interior use.

GU10 lampholder included in the package.


Housing of die-cast aluminum, electrostatically painted with sandblasted finishing in, white mat, black mat, inox mat & chrome.



METALLICA - A



GU10 lampholder included in the package



2013060 - Round - White mat

2013070 - Round - Black mat

2013080 - Round - Chrome mat

2013090 - Square - White mat

2013100 - Square - Black mat

2013110 - Square - Chrome mat

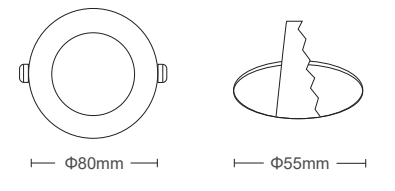

GENERAL INFORMATION

METALLICAA is a single round and square recessed ceiling spot lighting fixture family operating with, 1xLED bulb (not included), PAR16 type, GU10 socket and earth line.

They are intended for interior use.

GU10 lampholder included in the package.

Housing of die-cast aluminum, electrostatically painted with sandblasted finishing in, white mat, black mat, inox mat & chrome.



GU10 lampholder included in the package



2013120 - Round - White mat

2013130 - Round - Black mat

METALLICA - E

GENERAL INFORMATION

METALLICA R is a single round recessed ceiling spot lighting fixture family operating with, 1xLED bulb (not included), PAR16 type, GU10 socket.

They are intended for interior use.

GU10 lampholder included in the package.

Housing of die-cast aluminum, electrostatically painted with sandblasted finishing in, white mat, black mat, inox mat & chrome.



METALLICA R



2012900 - White mat

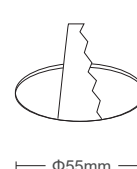
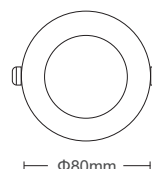
2012910 - Black mat

2012920 - Nickel mat

2012930 - Chrome



GU10 lampholder included in the package



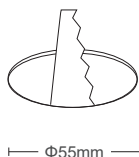
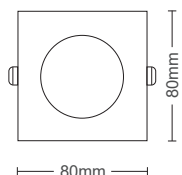
GENERAL INFORMATION

METALLICA S is a single square recessed ceiling spot lighting fixture family operating with, 1xLED bulb (not included), PAR16 type, GU10 socket.

Is intended for interior use.

GU10 lampholder included in the package.

Housing of die-cast aluminum, electrostatically painted with sandblasted finishing in, black mat & inox mat.



GU10 lampholder included in the package



2012940 - Black mat

2012950 - Nickel mat

METALLICA S

GENERAL INFORMATION

OLA D is a single recessed ceiling spot lighting fixture family operating with, 1xLED bulb (not included), PAR16 type, GU10 socket.

They are intended for interior use.

GU10 lampholder included in the package.

Housing of die-cast aluminum, electrostatically painted with sandblasted finishing in, white mat with white and black reflectors, black mat with white and black reflectors, black mat with black and shiny gold reflectors.



OLA D

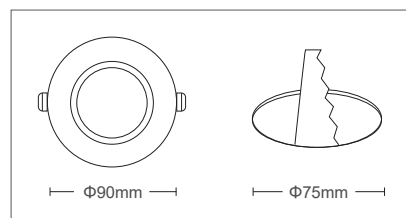


2012550 - White with white mat reflector

2012540 - White with black mat reflector

2012560 - Black with black mat reflector

2012570 - Black with shiny gold reflector



GENERAL INFORMATION

OLA E is a single recessed ceiling spot lighting fixture family operating with, 1xLED bulb (not included), PAR16 type, GU10 socket.

Is intended for interior use.

GU10 lampholder included in the package.

Housing of die-cast aluminum, electrostatically painted with sandblasted finishing in, white mat with white reflector, black mat with black reflector and white mat with black mat reflector.



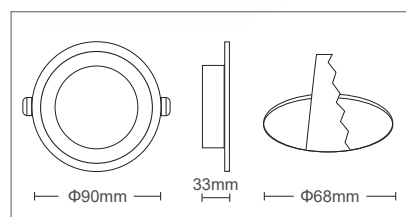
OLA E



2012590 - White body & white reflector

2012580 - Black body & black reflector

2012600 - White body & black reflector



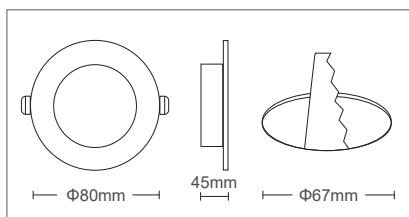
GENERAL INFORMATION

DONNA X1 is a single recessed ceiling spot lighting fixture operating with, 1xLED bulb (not included), PAR16 type, GU10 socket.

Is intended for interior use.

GU10 lampholder included in the package.

Housing of die-cast aluminum, electrostatically painted with sandblasted finishing in, sand white & sand black.



GU10 lampholder included in the package



2012730 - White body

2012720 - Black body

CEILING RECESSED SPOT FIXTURES



■ Sand black

□ Sand white

DONNA X1

GENERAL INFORMATION

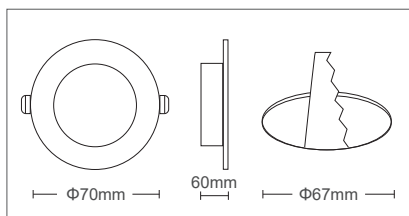
DONNA X2 is a single recessed ceiling spot lighting fixture operating with, 1xLED bulb (not included), PAR16 type, GU10 socket.

Is intended for interior use.

GU10 lampholder included in the package.

Housing of die-cast aluminum, electrostatically painted with sandblasted finishing in, sand white & sand black.

PC reflector with special UV anti-yellow coating to prevent change of the color.



GU10 lampholder included in the package



2012750 - White body

2012740 - Black body



■ Sand black

□ Sand white

DONNA X2

CEILING RECESSED SPOT FIXTURES

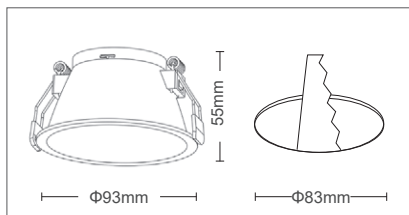
GENERAL INFORMATION

PLASY 1 is a single round recessed ceiling spot lighting fixture operating with, 1xLED bulb (not included), PAR16 type, GU10 socket. Is intended for interior use.

GU10 lampholder included in the package.

Housing of PC, painted in, sand white & sand black.

A special UV anti-yellow coating is applied to prevent change of the color.



GU10 lampholder included in the package



2026970 - White body

2026980 - Black body



■ Sand black

□ Sand white

PLASY R

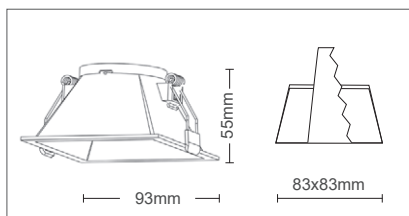
GENERAL INFORMATION

PLASY 2 is a single square recessed ceiling spot lighting fixture operating with, 1xLED bulb (not included), PAR16 type, GU10 socket. Is intended for interior use.

GU10 lampholder included in the package.

Housing of PC, painted in, sand white & sand black.

A special UV anti-yellow coating is applied to prevent change of the color.



GU10 lampholder included in the package



2026990 - White body

2027000 - Black body



■ Sand black

□ Sand white

PLASY S

GENERAL INFORMATION

LUMO W is a single surface wall spot lighting fixture operating with, 1xLED bulb (not included), PAR16 type, GU10 socket.

They are intended for interior use.

Housing of die-cast aluminum, electrostatically painted with sandblasted finishing in, sand white & sand black.

360° horizontal adjustable beam lighting & 90° vertical.

Built in switch on/off.



LUMO W

 Sand black

 Sand white



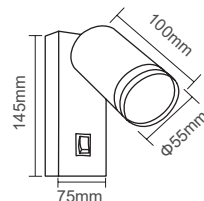
2101900 - White body

2101910 - Black body

2102250 - Black body with PVC ring



GU10 lampholder included in the package



GENERAL INFORMATION

LUMO P is a single pendant ceiling spot lighting fixture operating with, 1xLED bulb (not included), PAR16 type, GU10 socket.

Is intended for interior use.

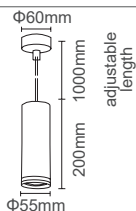
Base for ceiling mounting of aluminium.

Housing of aluminium, electrostatically painted with sandblasted finishing in sand black color.

Cable length of 1000mm which is adjustable .



 Sand black



GU10 lampholder included in the package



2102300 - Black body with PVC ring

LUMO P

GENERAL INFORMATION

ESTELLE is a single ceiling pendant lighting fixture family operating with, 1xLED bulb (not included), E27 socket.

Base for ceiling mounting of aluminium with diameter of 75mm.

Housing of metal sheet, electrostatically painted with sandblasted finishing in various colors.

Fabric cable with length of 1000mm which is adjustable.



ESTELLE



ESTELLE C



ESTELLE A



ESTELLE D119G

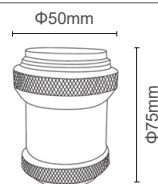


ESTELLE B



ESTELLE D124Z

7320170	ESTELLE C - Black body - Gold lampholder - Black fabric cable
7320150	ESTELLE A - Bronze body - Bronze lampholder - Brown fabric cable
7320220	ESTELLE D119G - Roze Gold body - Roze Gold lampholder - Black fabric cable
7320160	ESTELLE B - Copper Antique body - Copper Antique lampholder - Brown fabric cable
7320260	ESTELLE D124Z - Shiny Black body - Black lampholder - Black fabric cable



2024-2025

**lighting
electrical
catalog**

6

BATHROOM
& CABINET

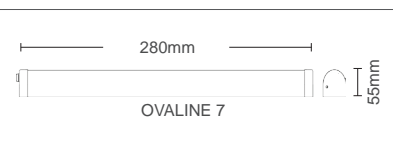
SURFACE LED LIGHTING FIXTURES

GENERAL INFORMATION

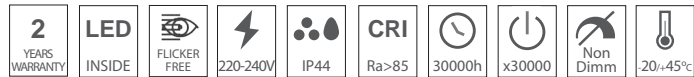
OVALINE is a waterproof bathroom lighting fixture, equipped with backlit technology of SANAN LED sources.

Painted with sandblasted finishing in sand white.

Body and Difusser made by PC.



BATHROOM LED LIGHTS



160°

Nickel mat

OVALINE

3310670 - Nickel mat	7W	665lm	4000K
3310680 - Nickel mat	14W	1400lm	4000K

TECHNICAL SPECIFICATIONS

Power

8W

Luminous Flux

800LM

Color Temperature

4000K

CRI 85

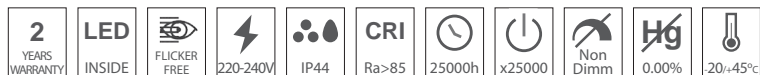
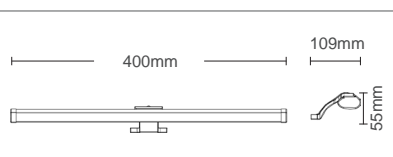
Power Factor >0.70

Voltage Range 220-240V

Beam Angle 120°

Protection Class IP44

Working Temperature -20°C/+45°C



120°

Chrome



ADELLA

ADELLA is a waterproof bathroom lighting fixture, equipped with backlit technology of SANAN LED sources.

Painted with sandblasted finishing in chrome.

Body and Difusser made by PC.

It is intended to be installed on the top of the furnitures and not on the mirror or the wall.

2110290 - Chrome

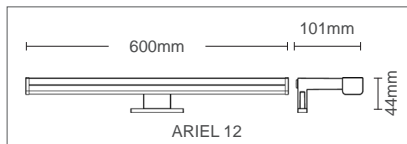
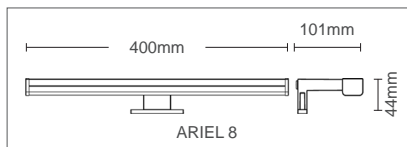
GENERAL INFORMATION

ARIEL is a waterproof bathroom lighting fixture, equipped with backlit technology of SANAN LED sources.

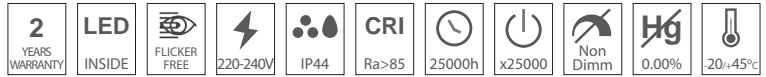
Painted with sandblasted finishing in silver mat & sand black.

Body and Difusser made by PC.

3 ways of installation: a) on the mirror, b) on the furniture, c) on the wall. For all three different ways of installation the necessary accessories are included in the package.



BATHROOM LED LIGHTS



120°



Sand black



Nickel mat



ARIEL

2110250 - Nickel mat	8W	680lm	4000K
2110260 - Black color	8W	680lm	4000K
2110270 - Nickel mat	12W	1080lm	4000K
2110280 - Black color	12W	1080lm	4000K

TECHNICAL SPECIFICATIONS

Power

7W

Luminous Flux

750LM

Color Temperature

4000K

CRI

85

Power Factor

>0.50

Voltage Range

220-240V

Beam Angle

140°

Protection Class

IP44

Working Temperature

-20°C/+45°C



140°



Chrome



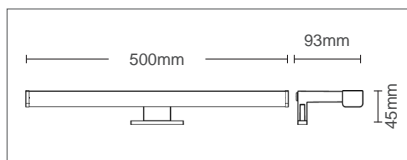
CALYPSO

CALYPSO is a waterproof bathroom lighting fixture, equipped with backlit technology of SANAN LED sources.

Painted with sandblasted finishing in chrome. Body and Difusser made by PC.

It is intended to be installed on the top of the furnitures and on the mirror, not on the wall.

2110360 - Chrome

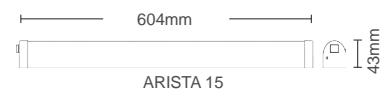
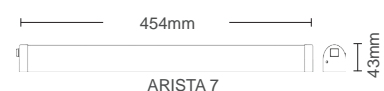


GENERAL INFORMATION

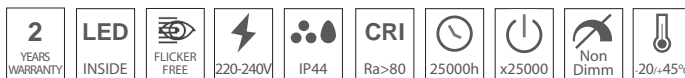
ARISTA is a waterproof bathroom lighting fixture, equipped with backlit technology of SANAN LED sources.

Body and Difusser made by PC.

On the side of the fixture there is a switch ON/OFF which gives the option to switch the light ON or OFF without the use of a central switch.



BATHROOM LED LIGHTS



120°



Sand white



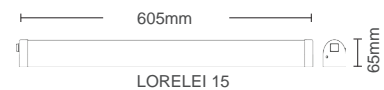
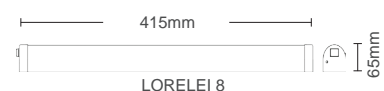
ARISTA

2110320 - White color	7W	700lm	4000K
2110330 - White color	15W	1500lm	4000K

GENERAL INFORMATION

LORELEI s a waterproof bathroom lighting fixture, equipped with backlit technology of SANAN LED sources.

Body and Difusser made by PC



120°



Chrome

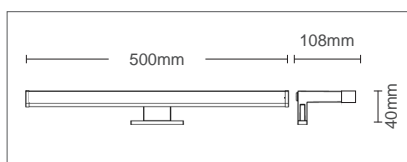


LORELEI

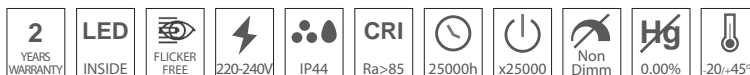
2110300 - Chrome	8W	800lm	4000K
2110310 - Chrome	15W	1500lm	4000K

TECHNICAL SPECIFICATIONS

Power	
7W	
Luminous Flux	
630LM	
Color Temperature	
4000K	
CRI	85
Power Factor	>0.50
Voltage Range	220-240V
Beam Angle	180°
Protection Class	IP44
Working Temperature	-20°C/+45°C



BATHROOM LED LIGHTS



180°



Sand black



Sand white



CORDELIA

CORDELIA is a waterproof bathroom lighting fixture, equipped with backlit technology of SANAN LED sources.

Painted with sandblasted finishing in sand white & sand black.

Body and Difusser made by PC.

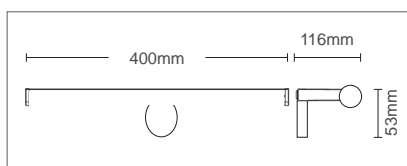
It is intended to be installed on the top of the furnitures and on the mirror, not on the wall.

2110370 - White color

2110380 - Black color

TECHNICAL SPECIFICATIONS

Power	
6W	
Luminous Flux	
600LM	
Color Temperature	
4000K	
CRI	85
Power Factor	>0.50
Voltage Range	220-240V
Beam Angle	140°
Protection Class	IP44
Working Temperature	-20°C/+45°C



140°



Sand white



Chrome



MENTA

MENTA is a waterproof bathroom lighting fixture, equipped with backlit technology of SANAN LED sources.

Painted with sandblasted finishing in sand white & chrome.

Body and Difusser made by PC.

3 ways of installation: a) on the mirror, b) on the furniture, c) on the wall. For all three different ways of installation the necessary accessories are included in the package.

2110350 - White color

2110340 - Chrome

GENERAL INFORMATION

FIT A is a linear cabinet lighting fixture, equipped with backlit technology of SANAN LED sources.

Housing of aluminum board & metal sheet electrostatically painted with sandblasted finishing in white.

Difusser made by PC.



FIT A 18



FIT A 36

UNDER CABINET LED LIGHTS



FIT A

2313370 - White color	18W	1800lm	4000K
2313380 - White color	18W	1836lm	6400K
2313350 - White color	36W	3600lm	4000K
2313360 - White color	36W	3672lm	6400K

GENERAL INFORMATION

LEDLINE P is a linear under cabinet lighting fixture, equipped with backlit technology of SANAN LED sources.

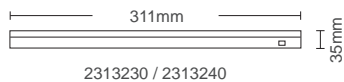
Housing of aluminum board painted white.

Difusser made by PC.

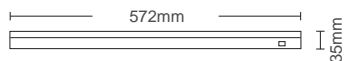
All models are equipped with ON/OFF switch.

A flexible 2pin connector and a plug with cable of 0.8m are included in the package.

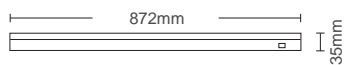
Can be interconnected: 30cm & 60cm up to 10pcs with one power supply, 90cm & 120cm up to 6pcs with one power supply.



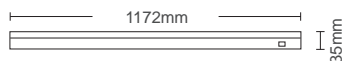
2313230 / 2313240



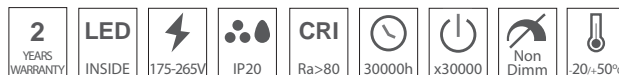
2313250 / 2313260



2313270 / 2313280



2313290 / 2313300



LEDLINE P

2313230 - White color	4W	408lm	4000K
2313240 - White color	4W	416lm	6000K
2313250 - White color	8W	816lm	4000K
2313260 - White color	8W	832lm	6000K
2313270 - White color	12W	1080lm	4000K
2313280 - White color	12W	1128lm	6000K
2313290 - White color	16W	1536lm	4000K
2313300 - White color	16W	1568lm	6000K

7

LED STRIPS

LED STRIPS, TRANSFORMERS,
CONTROLLERS & PROFILES

GENERAL INFORMATION

STRIPILED is a family of double PCB Flexible LED strips (SMD 2835, 60 LED/m), available with monochromatic color temperature, warm white, neutral white or cool white & colorful, red, green, blue, non waterproof (IP20).

Total length of the roll is 5m.

Power supply cable at each side,

For better results and avoid voltage reduction is recommended to connect both edges of the strip to electricity.

Sectionable every 50mm or multiple of this size.

5530130	3.6W/m	330lm/m	3000K
5530135	3.6W/m	330lm/m	4000K
5530140	3.6W/m	330lm/m	6000K

FLEXIBLE LED STRIPS



STRIPILED A 3.6W

GENERAL INFORMATION

STRIPILED PLUS is an advanced double PCB Flexible LED strips (SMD 2835, 120 LED/m), available with monochromatic color temperature, warm white, neutral white or cool white, non waterproof (IP20).

Total length of the roll is 5m.

Power supply cable at each side,

Voltage loss after 5m is no more than 5-8%.

3M adhesive tape is used for better bonding results with surfaces.

Sectionable every 50mm or multiple of this size.

5501191	9.6W/m	960lm/m	3000K
5501196	9.6W/m	960lm/m	4000K
5501201	9.6W/m	960lm/m	6000K



STRIPILED PLUS 9.6W

GENERAL INFORMATION

STRIPILED PLUS is an advanced double PCB Flexible LED strips (SMD 2835, 180 LED/m), available with monochromatic color temperature, warm white, neutral white or cool white, non waterproof (IP20).

Total length of the roll is 5m.

Power supply cable at each side,

Voltage loss after 5m is no more than 5-8%.

3M adhesive tape is used for better bonding results with surfaces.

Sectionable every 50mm or multiple of this size.

5540420	18W/m	1840lm/m	3000K
5540430	18W/m	1840lm/m	4000K
5540440	18W/m	1840lm/m	6000K



STRIPILED PLUS 18W

GENERAL INFORMATION

STRIPILED PLUS 7.2W is a double PCB Flexible LED strips (SMD 5050, 30 LED/m), available with multichromatic color temperature, RGB, non waterproof (IP20).
Total length of the roll is 5m.
Power supply cable at each side,
3M adhesive tape is used for better bonding results with surfaces.
Sectionable every 50mm or multiple of this size.

5501510 7.2W/m 390lm/m RGB

FLEXIBLE LED STRIPS



STRIPILED PLUS RGB

GENERAL INFORMATION

STRIPILED PLUS 14.4W is an advanced double PCB Flexible LED strips (SMD 5050, 60 LED/m), available with multichromatic color temperature, RGB, non waterproof (IP20).
Total length of the roll is 5m.
Power supply cable at each side,
3M adhesive tape is used for better bonding results with surfaces.
Sectionable every 50mm or multiple of this size.

5501670 14.4W/m 600lm/m RGB



STRIPILED PLUS RGB

GENERAL INFORMATION

STRIPILED PLUS 4 in 1 is an advanced double PCB Flexible LED strips (SMD 5050 4 in 1, 60 LED/m), available with monochromatic color temperature, neutral white (4000K) & multichromatic color temperature, RGB, non waterproof (IP20).
Total length of the roll is 5m.
Power supply cable at each side,
3M adhesive tape is used for better bonding results with surfaces.
Sectionable every 50mm or multiple of this size.

5540450 14.4W/m 1470lm/m RGBNW



STRIPILED PLUS 4IN1 RGBNW

FLEXIBLE LED STRIPS

GENERAL INFORMATION

STRIPLED is a family of double PCB Flexible LED strips (SMD 2835, 60 LED/m), available with monochromatic color temperature, warm white, neutral white or cool white & colorful, red, green, blue, non waterproof (IP20).

Total length of the roll is 5m.

Power supply cable at each side,

For better results and avoid voltage reduction is recommended to connect both edges of the strip to electricity.

Sectionable every 50mm or multiple of this size.

5540800	3.6W/m	360lm/m	3000K
5540810	3.6W/m	360lm/m	4000K
5540820	3.6W/m	360lm/m	6500K



STRIPLED A 3.6W

GENERAL INFORMATION

STRIPLED PLUS is an advanced double PCB Flexible LED strips (SMD 2835, 120 LED/m), available with monochromatic color temperature, warm white, neutral white or cool white, non waterproof (IP20).

Total length of the roll is 5m.

Power supply cable at each side,

Voltage loss after 5m is no more than 5-8%.

3M adhesive tape is used for better bonding results with surfaces.

Sectionable every 50mm or multiple of this size.

5540460	9.6W/m	960lm/m	3000K
5540470	9.6W/m	960lm/m	4000K
5540480	9.6W/m	960lm/m	6000K



STRIPLED PLUS 9.6W

GENERAL INFORMATION

STRIPLED PLUS is an advanced double PCB Flexible LED strips (SMD 2835, 180 LED/m), available with monochromatic color temperature, warm white, neutral white or cool white, non waterproof (IP20).

Total length of the roll is 5m.

Power supply cable at each side,

Voltage loss after 5m is no more than 5-8%.

3M adhesive tape is used for better bonding results with surfaces.

Sectionable every 50mm or multiple of this size.

5540620	18W/m	1840lm/m	3000K
5540630	18W/m	1840lm/m	4000K
5540640	18W/m	1840lm/m	6000K



STRIPLED PLUS 18W

FLEXIBLE LED STRIPS

GENERAL INFORMATION

STRIPIED PLUS 14.4W is an advanced double PCB Flexible LED strips (SMD 5050, 60 LED/m), available with multichromatic color temperature, RGB, non waterproof (IP20). Total length of the roll is 5m.

Power supply cable at each side,

For better results and avoid voltage reduction 3M adhesive tape is used for better bonding results with surfaces.

Sectionable every 50mm or multiple of this size.



5540500 14.4W/m 600lm/m RGB

STRIPIED PLUS RGB

GENERAL INFORMATION

STRIPIED PLUS 4 in 1 is an advanced double PCB Flexible LED strips (SMD 5050 4 in 1, 60 LED/m), available with monochromatic color temperature, neutral white (4000K) & multichromatic color temperature, RGB, non waterproof (IP20).

Total length of the roll is 5m.

Power supply cable at each side,

3M adhesive tape is used for better bonding results with surfaces.

Sectionable every 50mm or multiple of this size.



5540490 14.4W/m 1470lm/m RGBNW

STRIPIED PLUS 4IN1 RGBNW

GENERAL INFORMATION

STRIPIED PLUS COB is an advanced double PCB Flexible LED strips (SMD 2835, 320 LED/m), available with monochromatic color temperature, warm white, neutral white or cool white, non waterproof (IP20).

Total length of the roll is 5m.

Power supply cable at each side,

Voltage loss after 5m is no more than 5%.

3M adhesive tape is used for better bonding results with surfaces.

Sectionable every 50mm or multiple of this size.



5540560	12W/m	1200lm/m	3000K
5540570	12W/m	1200lm/m	4000K
5540580	12W/m	1200lm/m	6000K

STRIPIED PLUS COB 12W

FLEXIBLE WATERPROOF LED STRIPS

GENERAL INFORMATION

STRIPILED PLUS COB is an advanced double PCB Flexible LED strips (SMD 2835, 320 LED/m), available with monochromatic color temperature, warm white, neutral white or cool white, non waterproof (IP20).

Total length of the roll is 5m.

Power supply cable at each side,

Voltage loss after 5m is no more than 5%.

3M adhesive tape is used for better bonding results with surfaces .

Sectionable every 50mm or multiple of this size.

5540590	12W/m	1320lm/m	3000K
5540600	12W/m	1320lm/m	4000K
5540610	12W/m	1320lm/m	6000K



STRIPILED PLUS COB 12W

GENERAL INFORMATION

STRIPILED PLUS is an advanced double PCB Flexible LED strips (SMD 2835, 120 LED/m), available with monochromatic color temperature, warm white, neutral white or cool white, waterproof (IP65) **with silicone spray**.

Total length of the roll is 5m.

Power supply cable at each side,

Voltage loss after 5m is no more than 5-8%.

3M adhesive tape is used for better bonding results with surfaces .

Sectionable every 50mm or multiple of this size.

5540650	9.6W/m	960lm/m	3000K
5540660	9.6W/m	960lm/m	4000K
5540670	9.6W/m	960lm/m	6000K



Silicone spray

STRIPILED PLUS 9.6W

GENERAL INFORMATION

STRIPILED PLUS is an advanced double PCB Flexible LED strips (SMD 2835, 180 LED/m), available with monochromatic color temperature, warm white, neutral white or cool white, waterproof (IP65) **with silicone spray**.

Total length of the roll is 5m.

Power supply cable at each side,

Voltage loss after 5m is no more than 5-8%.

3M adhesive tape is used for better bonding results with surfaces .

Sectionable every 50mm or multiple of this size.

5540700	18W/m	1840lm/m	3000K
5540710	18W/m	1840lm/m	4000K
5540720	18W/m	1840lm/m	6000K



Silicone spray

STRIPILED PLUS 18W



FLEXIBLE WATERPROOF LED STRIPS

GENERAL INFORMATION

STRIPILED PLUS 7.2 & 14.4W is an advanced double PCB Flexible LED strips (SMD 5050, 30 & 60 LED/m), available with multichromatic color temperature, RGB, waterproof (IP65) with silicone spray.

Total length of the roll is 5m.

Power supply cable at each side,

3M adhesive tape is used for better bonding results with surfaces.

Sectionable every 50mm or multiple of this size.



120°

Silicone spray

5540680	7.2W/m	330lm/m	RGB
5540690	14.4W/m	600lm/m	RGB

STRIPILED PLUS RGB

GENERAL INFORMATION

STRIPILED PLUS is an advanced double PCB Flexible LED strips (SMD 2835, 120 LED/m), available with monochromatic color temperature, warm white, neutral white or cool white, waterproof (IP65) with silicone spray.

Total length of the roll is 5m.

Power supply cable at each side,

Voltage loss after 5m is no more than 5-8%.

3M adhesive tape is used for better bonding results with surfaces.

Sectionable every 50mm or multiple of this size.



120°

Silicone spray

5540760	9.6W/m	960lm/m	3000K
5540770	9.6W/m	960lm/m	4000K
5540780	9.6W/m	960lm/m	6000K

STRIPILED PLUS 9.6W

GENERAL INFORMATION

STRIPILED PLUS is an advanced double PCB Flexible LED strips (SMD 2835, 180 LED/m), available with monochromatic color temperature, warm white, neutral white or cool white, waterproof (IP65) with silicone spray.

Total length of the roll is 5m.

Power supply cable at each side,

Voltage loss after 5m is no more than 5-8%.

3M adhesive tape is used for better bonding results with surfaces.

Sectionable every 50mm or multiple of this size.



120°

Silicone spray

5540730	18W/m	1840lm/m	3000K
5540740	18W/m	1840lm/m	4000K
5540750	18W/m	1840lm/m	6000K

STRIPILED PLUS 18W

GENERAL INFORMATION

STRIPILED PLUS 14.4W is an advanced double PCB Flexible LED strips (SMD 5050, 60 LED/m), available with multichromatic color temperature, RGB, waterproof (IP65) with silicone spray.

Total length of the roll is 5m.

Power supply cable at each side,

3M adhesive tape is used for better bonding results with surfaces.

Sectionable every 50mm or multiple of this size.

3
YEARS
WARRANTY

3M
ADHESIVE
TAPE


EVERY
5CM



FLICKER
FREE

LED
5050
60/m


24V


IP65

CRI
Ra>80


30000h


x30000


Dimmable


-20/+40°C



120°

Silicone spray

5540790 14.4W/m 600lm/m RGB

STRIPILED PLUS RGB



TRANSFORMERS FOR LED STRIPS

ZEUS is series of 12V constant voltage fanless transformers, for indoor use (IP20). Galvanized steel sheet case, perforated, for cooling by free air convection. Short-circuit and over load protection, auto-recovery if the fault is removed. Screws terminal block, for 0,75 to 2,5 mm² diameter of wires, with protective retractable plasti cover.



ZEUS 60

6240410 60W 5A 12V 158x40x32mm



ZEUS 100

6240430 100W 8.25A 12V 186x46x35mm



ZEUS 150

6240450 150W 12.5A 12V 188x46x35mm



ZEUS 200

6240460 200W 16.6A 12V 223x67x42mm



ZEUS 250

6240470 250W 21A 12V 223x67x42mm



ZEUS 320

6240475 320W 26A 12V 220x68x40mm



TRANSFORMERS FOR LED STRIPS

ZEUS is a series of 24V constant voltage fanless transformers, for indoor use (IP20). Galvanized steel sheet case, perforated, for cooling by free air convection. Short-circuit and over load protection, auto-recovery if the fault is removed. Screws terminal block, for 0,75 to 2,5 mm² diameter of wires, with protective retractable plasti cover.



ZEUS 60

6240620 60W 2.5A 24V 158x40x32mm



ZEUS 100

6240630 100W 4.15A 24V 186x46x35mm



ZEUS 150

6240680 150W 6.25A 24V 200x59x45mm



ZEUS 200

6240640 200W 8.35A 24V 225x68x41mm



ZEUS 250

6240650 250W 10A 24V 220x68x40mm



ZEUS 320

6240655 320W 13A 24V 220x68x40mm

TANGRA is series of 12V constant voltage fanless transformers, for indoor use (IP20). Galvanized steel sheet case, perforated, for cooling by free air convection. Short-circuit and over load protection, auto-recovery if the fault is removed. Screws terminal block, for 0,75 to 2,5 mm² diameter of wires, with protective retractable plasti cover.



TANGRA 24

6240900 24W 2A 12V 120x35x23mm



TANGRA 36

6240910 36W 3A 12V 120x35x23mm



TANGRA 60

6240920 60W 5A 12V 150x35x23mm



TANGRA 100

6240930 100W 8.5A 12V 146x48x24mm



TANGRA 150

6240940 150W 12.5A 12V 183x48x24mm



TANGRA 200

6240950 200W 16.5A 12V 208x63x25mm



TANGRA 300

6240960 300W 25A 12V 208x63x25mm



TANGRA 400

6240970 400W 33.3A 12V 227x63x30mm

TANGRA is a series of 24V constant voltage fanless transformers, for indoor use (IP20). Galvanized steel sheet case, perforated, for cooling by free air convection. Short-circuit and over load protection, auto-recovery if the fault is removed. Screws terminal block, for 0,75 to 2,5 mm² diameter of wires, with protective retractable plasti cover.



TANGRA 24

6240980 24W 1A 24V 120x35x23mm



TANGRA 36

6240990 36W 1.5A 24V 120x35x23mm



TANGRA 60

6241000 60W 2.5A 24V 150x35x23mm



TANGRA 100

6241010 100W 4.1A 24V 146x48x24mm



TANGRA 150

6241020 150W 6.25A 24V 183x48x24mm




TANGRA 200

6241030 200W 8.3A 24V 208x63x25mm



TANGRA 300

6241040 300W 12.5A 24V 208x63x25mm



TANGRA 400

6241050 400W 16.5A 24V 227x63x30mm



GENERAL INFORMATION

IZY is a series of 12V constant voltage fanless transformers, for indoor & outdoor use (IP44). Plastic housing. Short-circuit and over load protection, auto-recovery if the fault is removed.



IZY 24

6240700 24W 2A 12V 95x50x69mm



GENERAL INFORMATION

IZY 2 is a series of 24V constant voltage fanless transformers, for indoor & outdoor use (IP44). Plastic housing. Short-circuit and over load protection, auto-recovery if the fault is removed.



IZY 2 24

6240701 24W 1A 24V 95x50x69mm



IZY 36

6240710 36W 3A 12V 126x56x33mm



IZY 2 36

6240711 36W 1.5A 24V 126x56x33mm



IZY 60

6240720 60W 5A 12V 126x56x33mm



IZY 2 60

6240721 60W 2.5A 24V 126x56x33mm



GENERAL INFORMATION

POSEIDON is a series of 12V constant voltage fanless transformers, for outdoor use against dust and water (IP67). Metallic housing. Short-circuit and over load protection, auto-recovery if the fault is removed.



POSEIDON 36

6240580 36W 3A 12V 200x30x20mm



GENERAL INFORMATION

POSEIDON 2 is a series of 24V constant voltage fanless transformers, for outdoor use against dust and water (IP67). Metallic housing. Short-circuit and over load protection, auto-recovery if the fault is removed.



POSEIDON 2 36

6240800 36W 1.5A 24V 200x30x20mm



POSEIDON 60

6240560 60W 5A 12V 130x44x21mm



POSEIDON 2 60

6240810 60W 2.5A 24V 130x44x21mm



POSEIDON 100

6240570 100W 8.5A 12V 220x55x23mm



POSEIDON 2 100

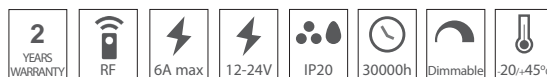
6240820 100W 4.1A 24V 220x55x23mm



CONTROLLERS FOR LED STRIPS

GENERAL INFORMATION

MAESTRO is a family of led strip controllers. MAESTRO 4 is a 3 channel touch controller with RF communication with the remote control. The remote control operates with high precision. Maximum distance 20m in open spaces. Is used it to control RGB LED strips by adjusting its brightness and color. The maximum load is 6A, 72W on 12V & 144W on 24V. Operating with batteries (are not including).



6210130 6A MAX 12-24V RF

MAESTRO 4 RGB

GENERAL INFORMATION

MAESTRO is a family of led strip controllers. MAESTRO 3 is a 3 channel controller with 20 preset keys & RF communication with the remote control. The remote control operates with high precision. Maximum distance 20m in open spaces. Is used it to control RGB LED strips by adjusting its brightness and color. The maximum load is 6A, 72W on 12V & 144W on 24V. Operating with batteries (are not including).



6210120 6A MAX 12-24V RF

MAESTRO 3 RGB

GENERAL INFORMATION

MAESTRO is a family of led strip controllers. MAESTRO 2 is a 4 channel controller with 40 preset keys & RF communication with the remote control. The remote control operates with high precision. Maximum distance 20m in open spaces. Is used it to control **RGBW** LED strips by adjusting its brightness and color. The maximum load is 6A, 72W on 12V & 144W on 24V. Operating with batteries (are not including).


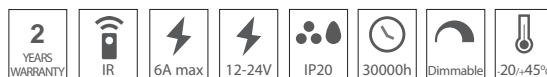


6210110 6A MAX 12-24V RF

MAESTRO 2 RGBW

GENERAL INFORMATION

MAESTRO is a family of led strip controllers. MAESTRO 1 is a 3 channel controller with 24 preset keys & IR communication with the remote control. The remote control operates with high precision. Maximum distance 5m in open spaces. Is used it to control RGB LED strips by adjusting its brightness and color. The maximum load is 6A, 72W on 12V & 144W on 24V. Operating with batteries (are not including).



6210100 6A MAX 12-24V IR

MAESTRO 1 RGB

GENERAL INFORMATION

AMPLI RGB is an amplifier for led strips. Used for DC12V 4 pin 5050 RGB LED strips & DC24V 4 pin 5050 RGB LED strips. The amplifier is common anode. This is normally used for RGB LED lights, but also you can use it for monochromatic/simple color LED (connecting each color on inch channel). Multiple Amplifiers can be used in a daisy chain. The maximum load is 12A, 144W on 12V & 288W on 24V.



6210080 12A MAX 12-24V

AMPLI RGB

GENERAL INFORMATION

DIMMONO is a 1 channel controller with IR communication with the remote control. Mainly used to adjust the brightness of single color LED Strips or MR16 led spots. Compatible with DC 12-24V Single Color LED light Strip (RGB led strips not available). The maximum load is 8A, 96W on 12V & 150W on 24V. Operating with batteries (including).

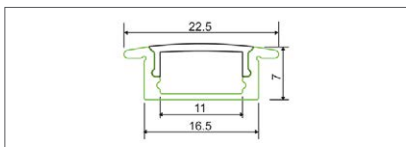


6210070 8A MAX 12-24V RF



DIMMONO

GENERAL INFORMATION

PROFLEX is a family of aluminium profiles used for led strips. Made of anodized aluminium with polycarbonate opal diffuser with high permeability. Including 2 end caps.



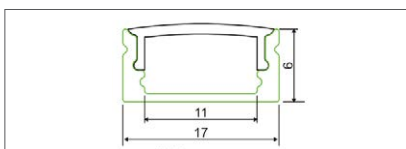
9930030 22.5x16.5x7x2000mm



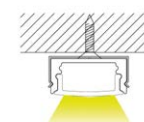

PROFLEX R F02

GENERAL INFORMATION

PROFLEX is a family of aluminium profiles used for led strips. Made of anodized aluminium with polycarbonate opal diffuser with high permeability. Including 2 end caps and 4 clips.



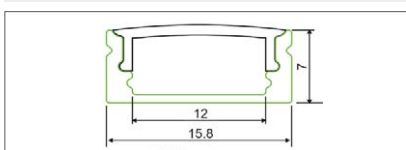
9930010 17x6x2000mm



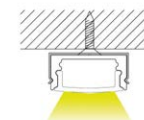

PROFLEX S F01

GENERAL INFORMATION

PROFLEX is a family of aluminium profiles used for led strips. Made of anodized aluminium with polycarbonate opal diffuser with high permeability. Including 2 end caps and 4 clips.



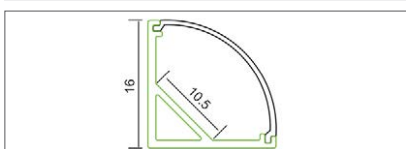
9930020 15.8x7x2000mm



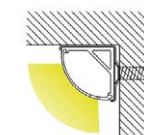

PROFLEX X F02

GENERAL INFORMATION

PROFLEX is a family of aluminium profiles used for led strips. Made of anodized aluminium with polycarbonate opal diffuser with high permeability. Including 2 end caps and 4 clips.



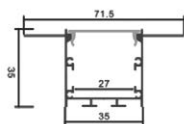
9930040 16x16x2000mm




PROFLEX XS F41

GENERAL INFORMATION

PROFLEX TRS is a family of trimless aluminium profiles used for led strips. Made of anodized aluminium with polycarbonate opal difusser with high permeability.



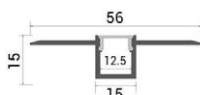
9930031 71.5x35x27x2000mm




PROFLEX TRS 01

GENERAL INFORMATION

PROFLEX TRS is a family of trimless aluminium profiles used for led strips. Made of anodized aluminium with polycarbonate opal difusser with high permeability. Including 2 end caps.



9930032 56x15x12,5x2000mm



PROFLEX TRS 02

GENERAL INFORMATION

CONNELES are straight connectors for the most common led strips in the market. Available for Monochrome 2835, 5050 with pins inside and for RGB with 4 pins inside.



5520160



5520170



5520180

5520160	2835	MONOCHROME	10PCS
5520170	5050	MONOCHROME	10PCS
5520180	5050	RGB	10PCS

CONNELES

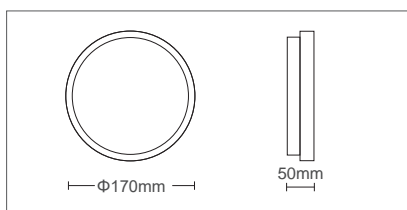
8

CEILING & WALL LIGHTS

SURFACE LED & NON LED
LIGHT FIXTURES

TECHNICAL SPECIFICATIONS

Power	
12W	
Luminous Flux	
840LM	
Color Temperature	
4000K	
CRI	80
Power Factor	>0.50
Voltage Range	220-240V
Beam Angle	120°
Protection Class	IP65
Working Temperature	-20°C/+50°C
Main Material	Polycarbonate



OUTDOOR LED CEILING LIGHTS



120°



Sand white

LUZ BR 12

LUZ BR is a family of waterproof (IP65) ceiling surface led light fittings equipped with SANAN LED sources.

The solutions subject of proposal vary in terms of form and type of installation, with one common denominator: the quality of our products.

Housing of polycarbonate painted in sand white.

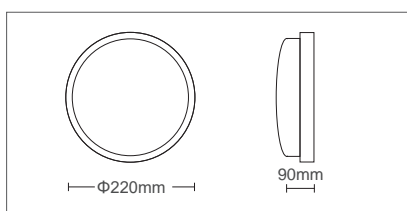
Polycarbonate diffuser.

Driver included on the fixture.

3401000 - White color

TECHNICAL SPECIFICATIONS

Power	
18W	
Luminous Flux	
1224LM	
Color Temperature	
4000K	
CRI	80
Power Factor	>0.50
Voltage Range	220-240V
Beam Angle	120°
Protection Class	IP65
Working Temperature	-20°C/+50°C
Main Material	Polycarbonate



120°



Sand white

LUZ BR 18

LUZ BR is a family of waterproof (IP65) ceiling surface led light fittings equipped with SANAN LED sources.

The solutions subject of proposal vary in terms of form and type of installation, with one common denominator: the quality of our products.

Housing of polycarbonate painted in sand white.

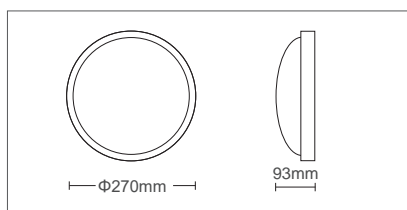
Polycarbonate diffuser.

Driver included on the fixture.

3400700 - White color

TECHNICAL SPECIFICATIONS

Power	
25W	
Luminous Flux	
1700LM	
Color Temperature	
4000K	
CRI	80
Power Factor	>0.50
Voltage Range	220-240V
Beam Angle	120°
Protection Class	IP65
Working Temperature	-20°C/+50°C
Main Material	Polycarbonate



OUTDOOR LED CEILING LIGHTS



120°



Sand white



Sand black

LUZ BRN 25

LUZ BRN is a waterproof (IP65) ceiling surface led light fitting equipped with SANAN LED sources.

The solutions subject of proposal vary in terms of form and type of installation, with one common denominator: the quality of our products.

Housing of polycarbonate painted in sand white & sand black.

Polycarbonate diffuser.

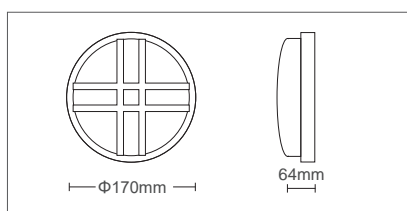
Driver included on the fixture.

3400920 - White color

3401010 - Black color

TECHNICAL SPECIFICATIONS

Power	
12W	
Luminous Flux	
816LM	
Color Temperature	
4000K	
CRI	80
Power Factor	>0.50
Voltage Range	220-240V
Beam Angle	120°
Protection Class	IP65
Working Temperature	-20°C/+50°C
Main Material	Polycarbonate



120°



Sand black

LUZ BRG 12

LUZ BRG is a waterproof (IP65) ceiling surface led light fitting equipped with SANAN LED sources.

The solutions subject of proposal vary in terms of form and type of installation, with one common denominator: the quality of our products.

Housing of polycarbonate painted in sand black.

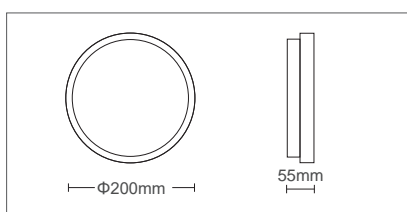
Polycarbonate diffuser.

Driver included on the fixture.

3400870 - Black color

TECHNICAL SPECIFICATIONS

Power	
18W	
Luminous Flux	
1224LM	
Color Temperature	
4000K	
CRI	80
Power Factor	>0.50
Voltage Range	220-240V
Beam Angle	120°
Protection Class	IP65
Working Temperature	-20°C/+50°C
Main Material	Polycarbonate



OUTDOOR LED CEILING LIGHTS



120°



Sand white

LUZ BRP 18

LUZ BRP is a waterproof (IP65) ceiling surface led light fitting with PIR sensor equipped with SANAN LED sources.

Housing of polycarbonate painted in sand white.

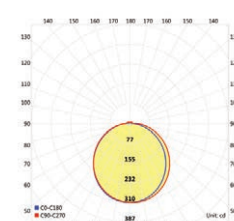
Polycarbonate diffuser.

PIR sensor features:

- Detection range: 5-8m in length and 2.5-3.5m in height.
- Time delay: 75sec.
- Sensitivity: <25 lux.

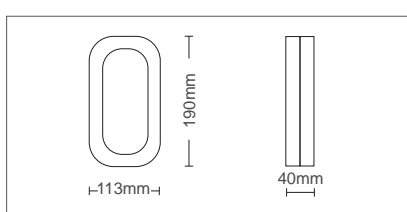
3400880 - White color

PHOTOMETRIC DIAGRAM



TECHNICAL SPECIFICATIONS

Power	
12W	
Luminous Flux	
840LM	
Color Temperature	
4000K	
CRI	80
Power Factor	>0.50
Voltage Range	220-240V
Beam Angle	120°
Protection Class	IP65
Working Temperature	-20°C/+50°C
Main Material	Polycarbonate



120°



Sand white



Sand black

LUZ BCO 12

LUZ BCO is a waterproof (IP65) ceiling surface led light fitting equipped with SANAN LED sources.

The solutions subject of proposal vary in terms of form and type of installation, with one common denominator: the quality of our products.

Housing of polycarbonate painted in sand white & sand black.

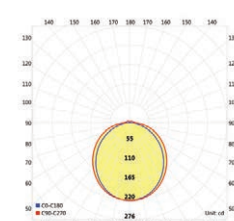
Polycarbonate diffuser.

Driver included on the fixture.

3401030 - White color

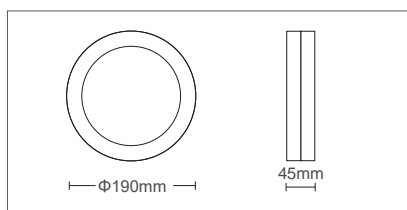
3401070 - Black color

PHOTOMETRIC DIAGRAM



TECHNICAL SPECIFICATIONS

Power	
15W	
Luminous Flux	
1020LM	
Color Temperature	
4000K	
CRI	80
Power Factor	>0.50
Voltage Range	220-240V
Beam Angle	120°
Protection Class	IP65
Working Temperature	-20°C/+50°C
Main Material	Polycarbonate



OUTDOOR LED CEILING LIGHTS



120°



Sand white



Sand black

LUZ BC 15

LUZ BC is a waterproof (IP65) ceiling surface led light fitting equipped with SANAN LED sources.

The solutions subject of proposal vary in terms of form and type of installation, with one common denominator: the quality of our products.

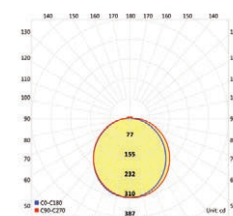
Housing of polycarbonate painted in sand white & sand black. Polycarbonate diffuser.

Driver included on the fixture.

3400890 - White color

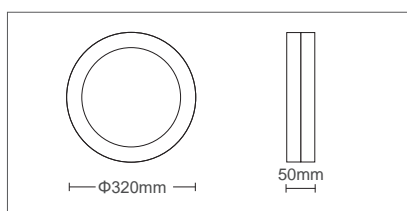
3401060 - Black color

PHOTOMETRIC DIAGRAM



TECHNICAL SPECIFICATIONS

Power	
30W	
Luminous Flux	
2040LM	
Color Temperature	
4000K	
CRI	80
Power Factor	>0.50
Voltage Range	220-240V
Beam Angle	120°
Protection Class	IP65
Working Temperature	-20°C/+50°C
Main Material	Polycarbonate



120°



Sand white

LUZ BC 30

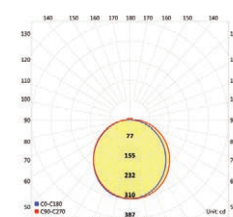
LUZ BC is a waterproof (IP65) ceiling surface led light fitting equipped with SANAN LED sources.

The solutions subject of proposal vary in terms of form and type of installation, with one common denominator: the quality of our products. Housing of polycarbonate painted in sand white. Polycarbonate diffuser.

Driver included on the fixture.

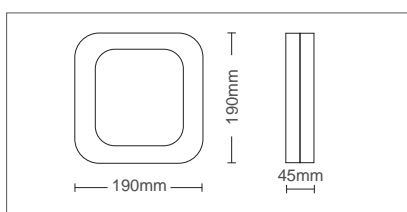
3401040 - White color

PHOTOMETRIC DIAGRAM



TECHNICAL SPECIFICATIONS

Power	
15W	
Luminous Flux	
1020LM	
Color Temperature	
4000K	
CRI	80
Power Factor	>0.50
Voltage Range	220-240V
Beam Angle	120°
Protection Class	IP65
Working Temperature	-20°C/+50°C
Main Material	Polycarbonate



OUTDOOR LED CEILING LIGHTS



120°



Sand white



Sand black

LUZ BS 15

LUZ BS is a waterproof (IP65) ceiling surface led light fitting equipped with SANAN LED sources.

The solutions subject of proposal vary in terms of form and type of installation, with one common denominator: the quality of our products.

Housing of polycarbonate painted in sand white & sand black.

Polycarbonate diffuser.

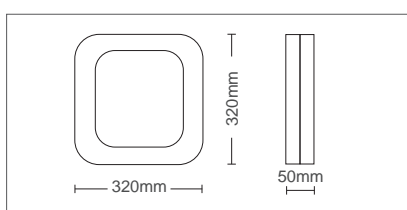
Driver included on the fixture.

3400860 - White color

3401020 - Black color

TECHNICAL SPECIFICATIONS

Power	
30W	
Luminous Flux	
2040LM	
Color Temperature	
4000K	
CRI	80
Power Factor	>0.50
Voltage Range	220-240V
Beam Angle	120°
Protection Class	IP65
Working Temperature	-20°C/+50°C
Main Material	Polycarbonate



120°



Sand white

LUZ BS 30

LUZ BS is a waterproof (IP65) ceiling surface led light fitting equipped with SANAN LED sources.

The solutions subject of proposal vary in terms of form and type of installation, with one common denominator: the quality of our products.

Housing of polycarbonate painted in sand white & sand black.

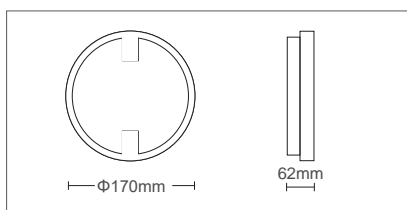
Polycarbonate diffuser.

Driver included on the fixture.

3401050 - White color

TECHNICAL SPECIFICATIONS

Power	
12W	
Luminous Flux	
936LM	
Color Temperature	
4000K	
CRI	80
Power Factor	>0.50
Voltage Range	220-240V
Beam Angle	120°
Protection Class	IP65
Working Temperature	-20°C/+50°C
Main Material	Polycarbonate



OUTDOOR LED CEILING LIGHTS



120°



Anthracite

ORI C5 12

ORI C5 is a waterproof (IP65) ceiling surface led light fitting with MICROWAVE sensor equipped with SANAN LED sources.

Housing of polycarbonate painted in anthracite. Polycarbonate diffuser.

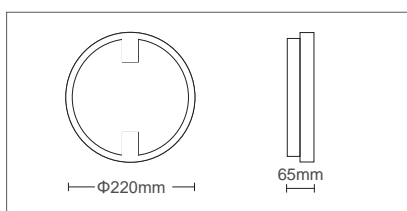
MICROWAVE sensor features:

- Detection angle: 150°.
- Detection range: 4-8m in length and 2.5-3.5m in height.
- Ambient light of sensor: 5-2000lx.
- Time delay: 60-75sec.

2025630 - Anthracite

TECHNICAL SPECIFICATIONS

Power	
18W	
Luminous Flux	
1314LM	
Color Temperature	
4000K	
CRI	80
Power Factor	>0.50
Voltage Range	220-240V
Beam Angle	120°
Protection Class	IP65
Working Temperature	-20°C/+50°C
Main Material	Polycarbonate



120°



Anthracite

ORI C6 18

ORI C6 is a waterproof (IP65) ceiling surface led light fitting equipped with SANAN LED sources.

The solutions subject of proposal vary in terms of form and type of installation, with one common denominator: the quality of our products.

Housing of polycarbonate painted in anthracite.

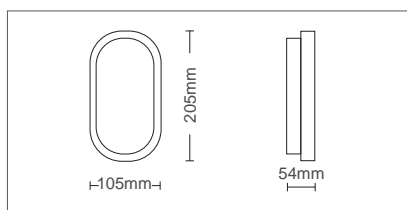
Polycarbonate diffuser.

Driver included on the fixture.

2025640 - Anthracite

TECHNICAL SPECIFICATIONS

Power	
12W	
Luminous Flux	
816LM	
Color Temperature	
4000K	
CRI	80
Power Factor	>0.50
Voltage Range	220-240V
Beam Angle	120°
Protection Class	IP65
Working Temperature	-20°C/+50°C
Main Material	Polycarbonate



OUTDOOR LED CEILING LIGHTS



120°



Sand white

LUZ BO 12

LUZ BO is a waterproof (IP65) ceiling surface led light fitting equipped with SANAN LED sources.

The solutions subject of proposal vary in terms of form and type of installation, with one common denominator: the quality of our products.

Housing of polycarbonate painted in sand white.

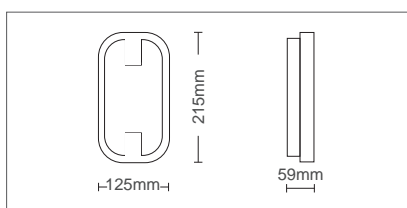
Polycarbonate diffuser.

Driver included on the fixture.

3400850 - White color

TECHNICAL SPECIFICATIONS

Power	
15W	
Luminous Flux	
1260LM	
Color Temperature	
4000K	
CRI	80
Power Factor	>0.50
Voltage Range	220-240V
Beam Angle	120°
Protection Class	IP65
Working Temperature	-20°C/+50°C
Main Material	Polycarbonate



120°



Anthracite

ORI BB 15

ORI BB is a waterproof (IP65) ceiling surface led light fitting equipped with SANAN LED sources.

The solutions subject of proposal vary in terms of form and type of installation, with one common denominator: the quality of our products.

Housing of polycarbonate painted in anthracite.

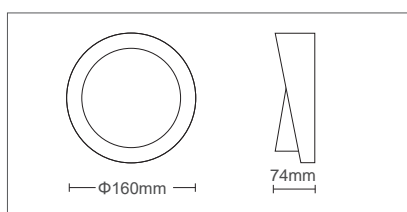
Polycarbonate diffuser.

Driver included on the fixture.

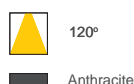
2025650 - Anthracite

TECHNICAL SPECIFICATIONS

Power	
12W	
Luminous Flux	
840LM	
Color Temperature	
4000K	
CRI	80
Power Factor	>0.50
Voltage Range	220-240V
Beam Angle	120°
Protection Class	IP65
Working Temperature	-20°C/+50°C
Main Material	Polycarbonate



OUTDOOR LED WALL LIGHTS



ORI CH 12

ORI CH is a waterproof (IP65) ceiling surface led light fitting equipped with SANAN LED sources.

The solutions subject of proposal vary in terms of form and type of installation, with one common denominator: the quality of our products.

Housing of polycarbonate painted in anthracite.

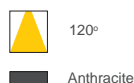
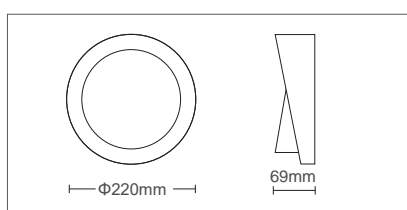
Polycarbonate diffuser.

Driver included on the fixture.

2025970 - Anthracite

TECHNICAL SPECIFICATIONS

Power	
18W	
Luminous Flux	
1260LM	
Color Temperature	
4000K	
CRI	80
Power Factor	>0.50
Voltage Range	220-240V
Beam Angle	120°
Protection Class	IP65
Working Temperature	-20°C/+50°C
Main Material	Polycarbonate



ORI CH 18

ORI CH is a waterproof (IP65) ceiling surface led light fitting equipped with SANAN LED sources.

The solutions subject of proposal vary in terms of form and type of installation, with one common denominator: the quality of our products.

Housing of polycarbonate painted in anthracite.

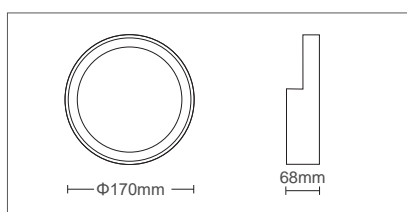
Polycarbonate diffuser.

Driver included on the fixture.

2025980 - Anthracite

TECHNICAL SPECIFICATIONS

Power	
12W	
Luminous Flux	
1020LM	
Color Temperature	
4000K	
CRI	80
Power Factor	>0.50
Voltage Range	220-240V
Beam Angle	120°
Protection Class	IP65
Working Temperature	-20°C/+50°C
Main Material	Polycarbonate



OUTDOOR LED WALL LIGHTS



ORI W1 12

ORI W1 is a waterproof (IP65) surface led light fitting equipped with SANAN LED sources.

The solutions subject of proposal vary in terms of form and type of installation, with one common denominator: the quality of our products.

Housing of polycarbonate painted in black.

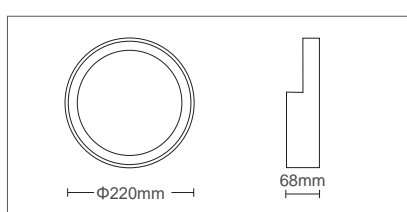
Polycarbonate diffuser.

Driver included on the fixture.

2025600 - Black color

TECHNICAL SPECIFICATIONS

Power	
18W	
Luminous Flux	
1314LM	
Color Temperature	
4000K	
CRI	80
Power Factor	>0.50
Voltage Range	220-240V
Beam Angle	120°
Protection Class	IP65
Working Temperature	-20°C/+50°C
Main Material	Polycarbonate



ORI W1 18

ORI W1 is a waterproof (IP65) surface led light fitting equipped with SANAN LED sources.

The solutions subject of proposal vary in terms of form and type of installation, with one common denominator: the quality of our products.

Housing of polycarbonate painted in black.

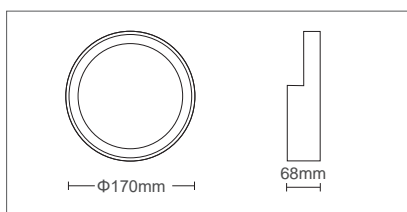
Polycarbonate diffuser.

Driver included on the fixture.

2025620 - Black color

TECHNICAL SPECIFICATIONS

Power	
12W	
Luminous Flux	
1056LM	
Color Temperature	
4000K	
CRI	80
Power Factor	>0.50
Voltage Range	220-240V
Beam Angle	120°
Protection Class	IP65
Working Temperature	-20°C/+50°C
Main Material	Polycarbonate



OUTDOOR LED WALL LIGHTS



120°



Sand black



ORI W1M 12

ORI W1M is a waterproof (IP65) surface led light fitting with MICROWAVE sensor equipped with SANAN LED sources.

Housing of polycarbonate painted in sand black. Polycarbonate diffuser.

MICROWAVE sensor features:

- Detection angle: 150°.
- Detection range: 4-8m in length and 2.5-3.5m in height.
- Ambient light of sensor: 5-2000lx.
- Time delay: 60-75sec.

2025610 - Black color

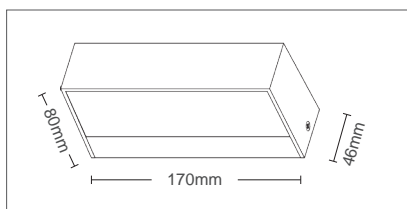
GENERAL INFORMATION

ADRIA WL2 is an up & down waterproof (IP65) wall surface led light fitting equipped with SANAN LED sources.

The solutions subject of proposal vary in terms of form and type of installation, with one common denominator: the quality of our products. Housing of ABS & polycarbonate painted with sandblasted finishing in anthracite mat color.

Opal diffuser.

Driver included in the package.



120°/120°



Anthracite



ADRIA WL2

3230471 - Anthracite	10W	650lm	3000K
3230470 - Anthracite	10W	650lm	4000K

GENERAL INFORMATION

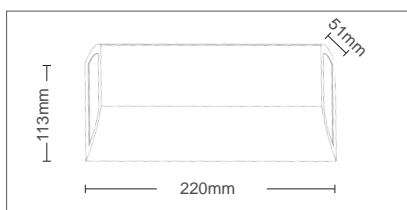
ADRIA UD2 is an up & down waterproof (IP65) wall surface led light fitting equipped with SANAN LED sources.

The solutions subject of proposal vary in terms of form and type of installation, with one common denominator: the quality of our products.

Housing of ABS & polycarbonate painted in anthracite mat color.

Opal diffuser.

Driver included in the package.



OUTDOOR LED WALL LIGHTS



90°/90°



Anthracite

ADRIA UD2

3230561 - Anthracite	8W	360lm	3000K
3230560 - Anthracite	8W	360lm	4000K

GENERAL INFORMATION

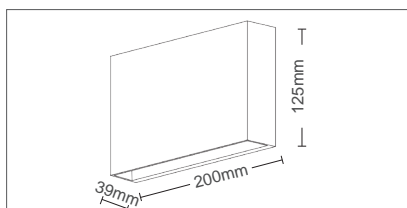
ADRIA UD1 is an up & down waterproof (IP65) wall surface led light fitting equipped with SANAN LED sources.

The solutions subject of proposal vary in terms of form and type of installation, with one common denominator: the quality of our products.

Housing of ABS & polycarbonate painted with sandblasted finishing in anthracite mat color.

Opal diffuser.

Driver included in the package.



60°/60°



Anthracite

ADRIA UD1

3230501 - Anthracite	12W	780lm	3000K
3230500 - Anthracite	12W	780lm	4000K

GENERAL INFORMATION

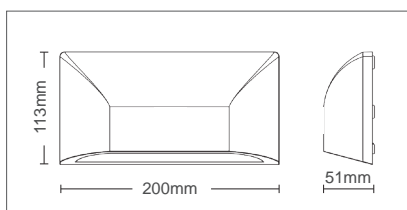
ADRIA W1 is a waterproof (IP65) wall surface led light fitting equipped with SANAN LED sources.

The solutions subject of proposal vary in terms of form and type of installation, with one common denominator: the quality of our products.

Housing of ABS & polycarbonate painted in anthracite mat color.

Opal diffuser.

Driver included in the package.



OUTDOOR LED WALL LIGHTS



90°



Anthracite

ADRIA W1

3230481 - Black color	6W	360lm	3000K
3230480 - Black color	6W	360lm	4000K

GENERAL INFORMATION

ADRIA W1S is a waterproof (IP65) wall surface led light fittings equipped with SANAN LED sources & a PIR sensor.

The solutions subject of proposal vary in terms of form and type of installation, with one common denominator: the quality of our products.

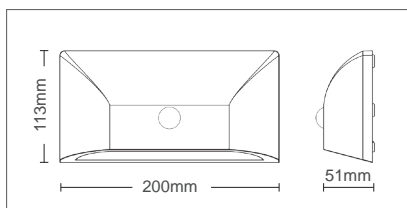
Housing of ABS & polycarbonate painted with sandblasted finishing in anthracite mat color.

Opal diffuser.

Driver included in the package.

PIR sensor functions:

- Detection angle: 160°
- Detection range: 8m in length and 1.5-2.5m in height.
- Time delay: 7-480sec.
- Sensitivity: 0-2000 lux.



90°



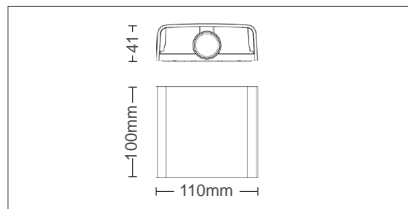
Anthracite

ADRIA W1S

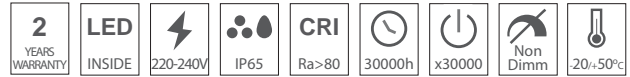
3230491 - Anthracite	6W	360lm	3000K
3230490 - Anthracite	6W	360lm	4000K

TECHNICAL SPECIFICATIONS

Power	
2W	
Luminous Flux	
180LM	
Color Temperature	
3000K / 4000K / 6000K - 3CCT+DIP SWITCH	
CRI	80
Power Factor	>0.50
Voltage Range	200-240V
Beam Angle	60°
Protection Class	IP65
Working Temperature	-20°C/+50°C
Main Material	Polycarbonate



OUTDOOR LED WALL LIGHTS



60°



Sand black



Sand white



BINO 1

BINO 1 is a wall mounting lighting fixture, equipped with technology of SANAN LED sources. arrangement with 3 position switch for ranging the color temperature between 3000K, 4000K or 6000K.

Intended for surface installation.

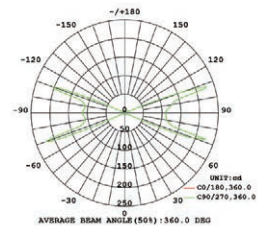
Housing of polycarbonate painted in sand white & black.

Difusser made by polycarbonate.

3231070 - Black color

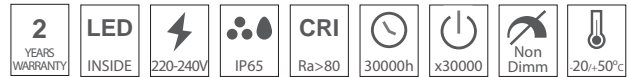
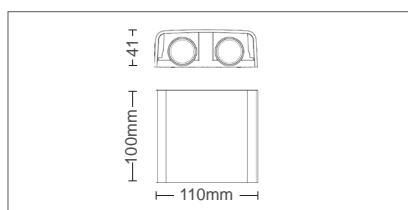
3231080 - White color

PHOTOMETRIC DIAGRAM



TECHNICAL SPECIFICATIONS

Power	
4W (2x2W)	
Luminous Flux	
360LM	
Color Temperature	
3000K / 4000K / 6000K - 3CCT+DIP SWITCH	
CRI	80
Power Factor	>0.50
Voltage Range	200-240V
Beam Angle	60°
Protection Class	IP65
Working Temperature	-20°C/+50°C
Main Material	Polycarbonate



60°



Sand black



Sand white



BINO 2

BINO 2 is a wall mounting lighting fixture, equipped with technology of SANAN LED sources. arrangement with 3 position switch for ranging the color temperature between 3000K, 4000K or 6000K.

Intended for surface installation.

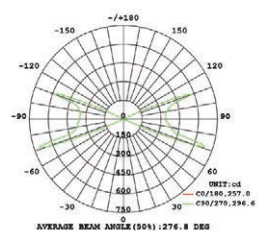
Housing of polycarbonate painted in sand white & black.

Difusser made by polycarbonate.

3231090 - Black color

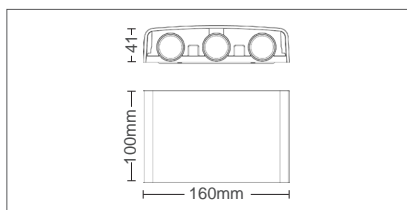
3231100 - White color

PHOTOMETRIC DIAGRAM

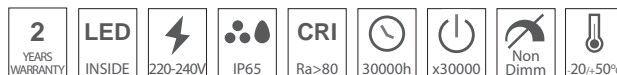


TECHNICAL SPECIFICATIONS

Power	
6W (3x2W)	
Luminous Flux	
540LM	
Color Temperature	
3000K / 4000K / 6000K - 3CCT+DIP SWITCH	
CRI	80
Power Factor	>0.50
Voltage Range	200-240V
Beam Angle	60°
Protection Class	IP65
Working Temperature	-20°C/+50°C
Main Material	Polycarbonate



OUTDOOR LED WALL LIGHTS



60°



Sand black



Sand white



BINO 3

BINO 3 is a wall mounting lighting fixture, equipped with technology of SANAN LED sources. arrangement with 3 position switch for ranging the color temperature between 3000K, 4000K or 6000K.

Intended for surface installation.

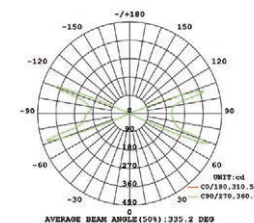
Housing of polycarbonate painted in sand white & black.

Difusser made by polycarbonate.

3231110 - Black color

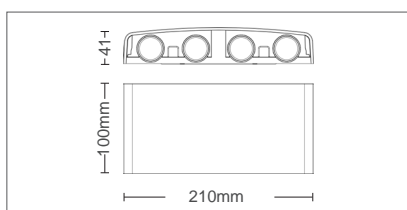
3231120 - White color

PHOTOMETRIC DIAGRAM



TECHNICAL SPECIFICATIONS

Power	
8W (4x2W)	
Luminous Flux	
720LM	
Color Temperature	
3000K / 4000K / 6000K - 3CCT+DIP SWITCH	
CRI	80
Power Factor	>0.50
Voltage Range	200-240V
Beam Angle	60°
Protection Class	IP65
Working Temperature	-20°C/+50°C
Main Material	Polycarbonate



60°



Sand black



Sand white



BINO 4

BINO 4 is a wall mounting lighting fixture, equipped with technology of SANAN LED sources. arrangement with 3 position switch for ranging the color temperature between 3000K, 4000K or 6000K.

Intended for surface installation.

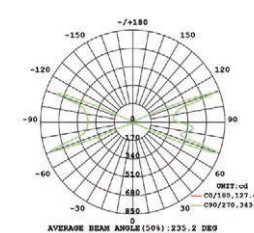
Housing of polycarbonate painted in sand white & black.

Difusser made by polycarbonate.

3231130 - Black color

3231140 - White color

PHOTOMETRIC DIAGRAM



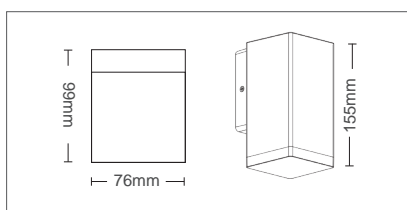
GENERAL INFORMATION

ADRIA SQL1 is a single direction waterproof (IP65) wall surface led light fitting equipped with SANAN LED sources & a PIR sensor.

The solutions subject of proposal vary in terms of form and type of installation, with one common denominator: the quality of our products. Housing of ABS & polycarbonate painted with sandblasted finishing in anthracite mat color.

Opal diffuser.

Driver included in the package.



OUTDOOR LED WALL LIGHTS



120°



Anthracite

ADRIA SQL1

3230571	4W	260lm	3000K
3230570	4W	260lm	4000K

GENERAL INFORMATION

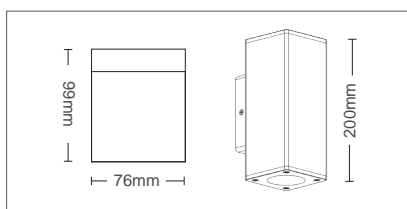
ADRIA SQL2 is an up & down waterproof (IP65) wall surface led light fitting equipped with SANAN LED sources & a PIR sensor.

The solutions subject of proposal vary in terms of form and type of installation, with one common denominator: the quality of our products.

Housing of ABS & polycarbonate painted with sandblasted finishing in anthracite mat color.

Opal diffuser.

Driver included in the package.



120°/120°



Anthracite

ADRIA SQL2

3230581	8W	480lm	3000K
3230580	8W	480lm	4000K

GENERAL INFORMATION

ADRIA SQ1 is a single direction and ADRIA-SQ2 is an up & down outdoor, IP54, Wall Spot Fixtures for LED bulbs, PAR16 type, GU10.

Housing of ABS & polycarbonate, painted in anthracite color.

Difusser made by polycarbonate.



GU10 lampholder included in the package

3230590 - Anthracite single direction

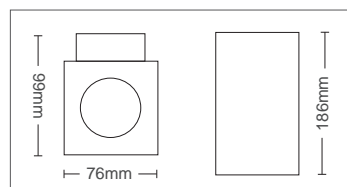
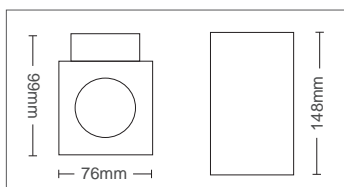
3230610 - Anthracite up & down



ADRIA SQ1 / SQ2



■ Anthracite



GENERAL INFORMATION

ADRIA R1 is a single direction and ADRIA-R2 is an up & down outdoor, IP54, Wall Spot Fixtures for LEDs bulbs, PAR16 type, GU10.

Housing of ABS & polycarbonate, painted in anthracite color.

Difusser made by polycarbonate.



GU10 lampholder included in the package

3230600 - Anthracite single direction

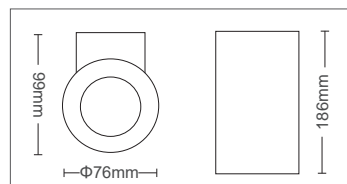
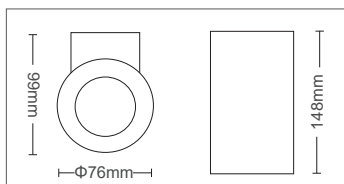
3230620 - Anthracite up & down



ADRIA R1 / R2



■ Anthracite



GENERAL INFORMATION

ADRIA SQC1 is a single direction and ADRIA-SQC2 is an up & down outdoor, IP54, Wall Spot Fixtures for LED bulbs, PAR16 type, GU10.

Housing of ABS & polycarbonate, painted in anthracite color.

Difusser made by polycarbonate.



GU10 lampholder included in the package

3230510 - Anthracite single direction

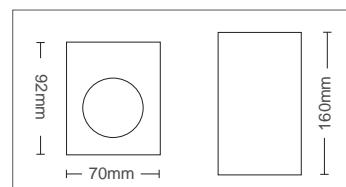
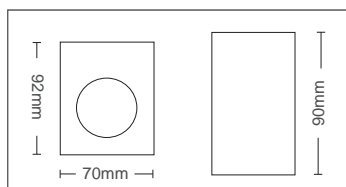
3230520 - Anthracite up & down



ADRIA SQC1 / SQC2



Anthracite



GENERAL INFORMATION

MULIER 2D is an up & down outdoor, IP44, Wall Spot Fixtures for LED bulbs, PAR16 type, GU10.

Housing of Aluminium, painted with sandblast-ed finishing in sand black color.

Difusser made by glass.

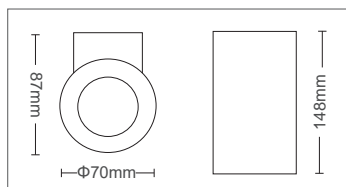


GU10 lampholder included in the package

3230300 - Black color



MULIER 2D



Sand black



GENERAL INFORMATION

SPIDER 1D is a family of single direction outdoor, IP44, Wall Spot Fixtures for LED bulbs, PAR16 type, GU10.

Housing of die-cast aluminum, painted with sandblasted finishing in 2 colors, sand white & anthracite velvet mat and stainless steel (for nickel mat).



SPIDER 1D



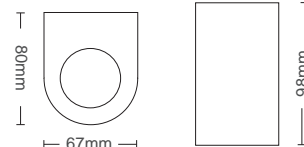
3230430 - Sand white

3230030 - Anthracite

3230040 - Nickel mat



GU10 lampholder included in the package



GENERAL INFORMATION

SPIDER 2D is a family of up & down outdoor, IP44, Wall Spot Fixtures for LED bulbs, PAR16 type, GU10.

Housing of die-cast aluminum, painted with sandblasted finishing in 2 colors, sand white & anthracite velvet mat and stainless steel (for nickel mat).



SPIDER 2D



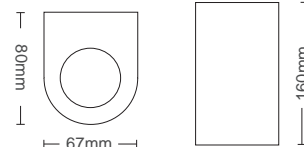
3230440 - Sand white

3230050 - Anthracite

3230060 - Nickel mat



GU10 lampholder included in the package



GENERAL INFORMATION

VEGAS A is a single direction and VEGAS 2A is an up & down outdoor, IP44, Wall Spot Fixtures for LED bulbs, PAR16 type, GU10.

Housing of stainless steel, nickel mat.

Difusser made by glass.



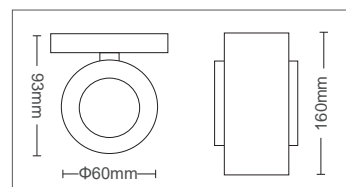
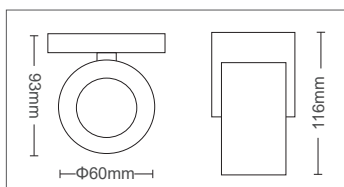
GU10 lampholder included in the package

3240540 - Nickel mat single direction

3240550 - Nickel mat up & down



VEGAS A / 2A



GENERAL INFORMATION

VEGAS P1 is a single direction and VEGAS P2 is an up & down outdoor, IP44, Wall Spot Fixtures for LED bulbs, PAR16 type, GU10.

Housing of polypropylene, painted in sand black.

Difusser made by polycarbonate.



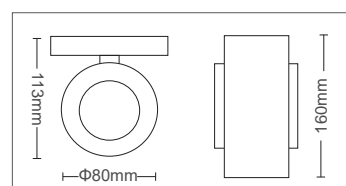
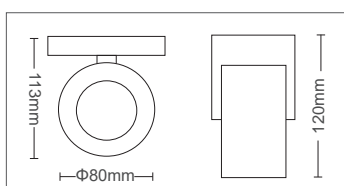
GU10 lampholder included in the package

3230310 - Black color single direction

3230320 - Black color up & down



VEGAS P1 / P2



GENERAL INFORMATION

ADRIA S is a family with 3 different size outdoor waterproof, IP54, Ceiling Spot Fixtures for LED bulbs, PAR16 type, GU10 & E27 (models S2)

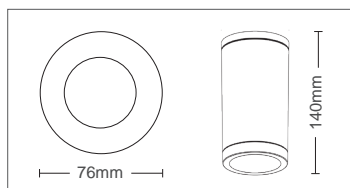
Housing of ABS & polycarbonate, painted in anthracite color.



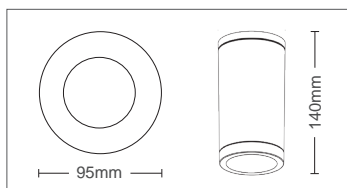
ADRIA S1 / S2 / S3



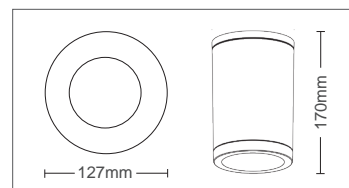
ADRIA-S1



ADRIA-S2



ADRIA-S3



GENERAL INFORMATION

VALENCIA is a family with 3 different colors wall lighting fixtures for LED bulbs, A60-65, E27 socket.

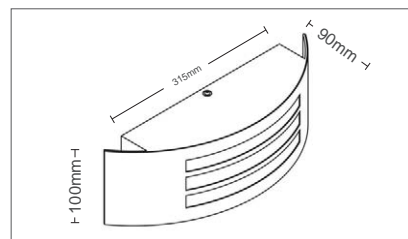
Opal diffuser.

Triple lighting direction, up, down & front.

Housing of aluminium, painted with sandblasted finishing in sand white & black color and stainless steel painted in nickel mat.



VALENCIA



3231060 - White color

3231050 - Black color

3231040 - Nickel mat

9

GARDEN LIGHTS

WALL, CEILING & FLOOR STANDING
LIGHT FIXTURES

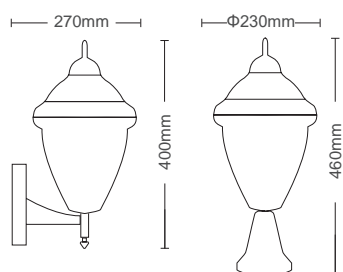
GENERAL INFORMATION

LIVORNO is a family of garden lighting fixtures for LED bulbs, A60, E27 socket, consisted of a wall mounted and floor standing models.

For outdoor use.

Transparent diffuser made of polycarbonate.

Housing of polycarbonate, painted with sand-blasted finishing in sand black color with an extra UV film for protection.



3242230 - LIVORNO W



3242220 - LIVORNO 46



 Sand black

LIVORNO W / 46

3242220 - LIVORNO 46 - Sand black

3242230 - LIVORNO W - Sand black



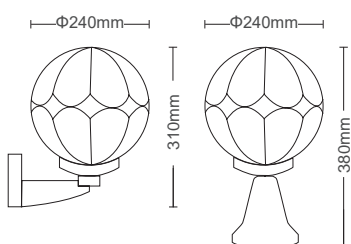
GENERAL INFORMATION

LIVORNO is a family of garden lighting fixtures for LED bulbs, A60, E27 socket, consisted of a wall mounted and floor standing models.

For outdoor use.

Opal diffuser made of polycarbonate.

Housing of polycarbonate, painted in antique patina with an extra UV film for protection.



3241230 - LIVORNO W



3241220 - LIVORNO 45



 Antique patina

LIVORNO W / 45

3241220 - LIVORNO 45 - Antique patina

3241230 - LIVORNO W - Antique patina

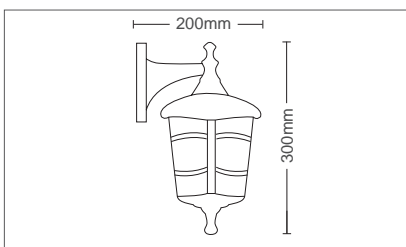


GENERAL INFORMATION

BARI is a family of garden lighting fixtures for LED bulbs, A60, E27 socket, consisted of 3 models.

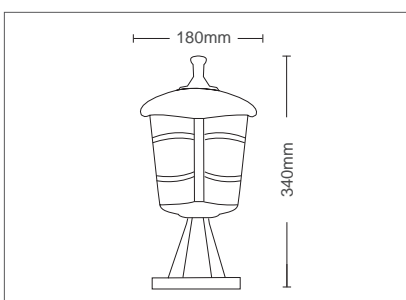
Transparent diffuser made of polycarbonate.

Housing of polycarbonate, painted in sand black with an extra UV film for protection & antique patina.



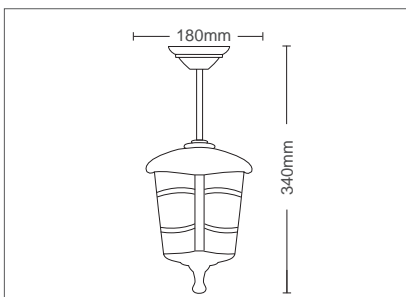
3241990 - BARI W - Sand black

3242030 - BARI W - Antique patina



3241960 - BARI 34 - Sand black

3242000 - BARI 34 - Antique patina



3241980 - BARI H - Sand black

3242020 - BARI H - Antique patina

GARDEN LIGHTS



■ Sand black
■ Antique patina

BARI W



■ Sand black
■ Antique patina

BARI 34



■ Sand black
■ Antique patina

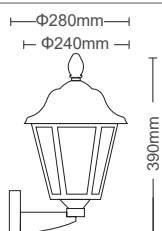
BARI H

GENERAL INFORMATION

VERONA is a family of garden lighting fixtures for LED bulbs, A60, E27 socket, consisted of 3 models.

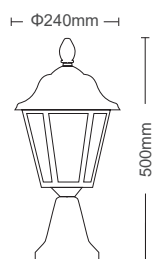
Transparent diffuser made of polycarbonate.

Housing of polycarbonate, painted in sand black with an extra UV film for protection & antique patina.



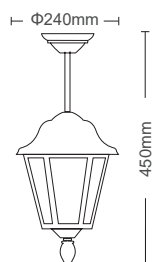
3242070 - VERONA W - Sand black

3242100 - VERONA W - Antique patina



3242060 - VERONA 45 - Sand black

3242090 - VERONA 45 - Antique patina



3242080 - VERONA H - Sand black

3242110 - VERONA H - Antique patina

GARDEN LIGHTS



■ Sand black
■ Antique patina

VERONA W



■ Sand black
■ Antique patina

VERONA 45



■ Sand black
■ Antique patina

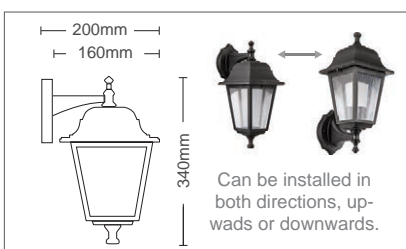
VERONA H

GENERAL INFORMATION

BERGAMO is a family of garden lighting fixtures for LED bulbs, A60, E27 socket, consisted of 4 models.

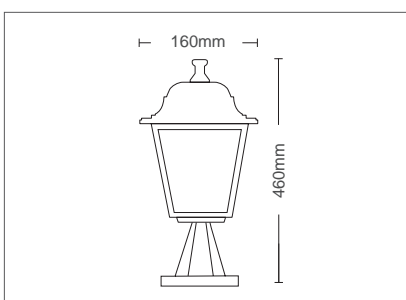
Transparent diffuser made of polycarbonate.

Housing of polycarbonate, painted in sand black with an extra UV film for protection & antique patina.



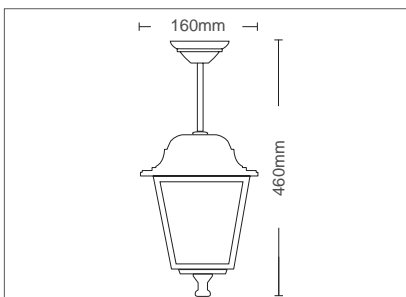
3241880 - BERGAMO W - Sand black

3241920 - BERGAMO W - Antique patina



3241850 - BERGAMO 40 - Sand black

3241890 - BERGAMO 40 - Antique patina



3241870 - BERGAMO H - Sand black

3241910 - BERGAMO H - Antique patina



BERGAMO W



BERGAMO 40



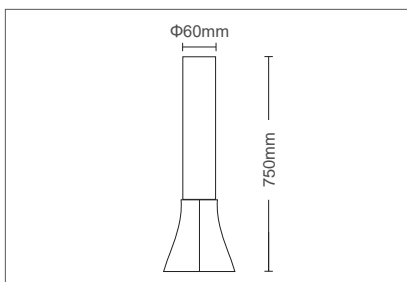
BERGAMO H

GENERAL INFORMATION

POLE-75 is a small pole for all garden lighting fixtures of BERGAMO family for LED bulbs, A60, E27 socket.

For outdoor use.

POLE-75 is made of steel electrostatically painted in sand black or antique patina. E27 lampholder with 1m cable for easy connection with the fixture is included in the package.



3242240 - POLE 75 - Sand black

3242250 - POLE 75 - Antique patina



■ Sand black
■ Antique patina



POLE 75

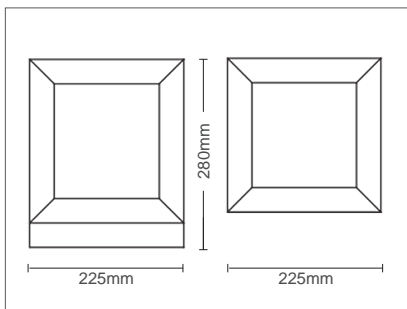
GENERAL INFORMATION

CUBO is a floor standing garden lighting fixture for LED bulbs, A60, E27 socket.

For outdoor use.

Opal diffuser made of polycarbonate.

Housing of polycarbonate, painted in sand black with an extra UV film for protection. Is lighted by 4 sides and the top.



■ Sand black

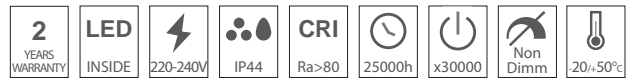
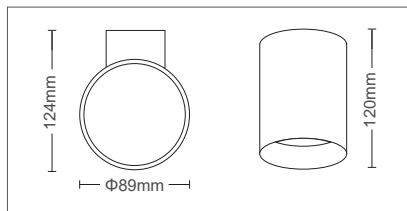


CUBO

3242260 - Sand black

TECHNICAL SPECIFICATIONS

Power	
8W	
Luminous Flux	
380LM	
Color Temperature	
4000K	
CRI	80
Power Factor	>0.50
Voltage Range	200-240V
Beam Angle	360°
Protection Class	IP44
Working Temperature	-20°C/+50°C
Main Material	Aluminium & PC



360°



Anthracite



BILBAO W1

BILBAO W1 is a waterproof (IP44) wall surface led light fitting equipped with SANAN LED sources.

The solutions subject of proposal vary in terms of form and type of installation, with one common denominator: the quality of our products.

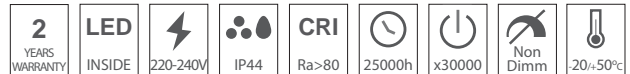
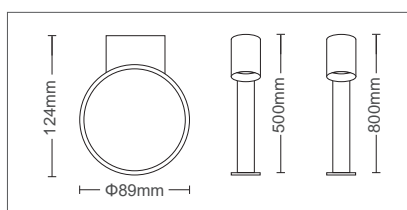
Housing of Aluminium & polycarbonate painted with sandblasted finishing in anthracite mat color.

Opal diffuser.

3241440

TECHNICAL SPECIFICATIONS

Power	
8W	
Luminous Flux	
380LM	
Color Temperature	
4000K	
CRI	80
Power Factor	>0.50
Voltage Range	200-240V
Beam Angle	360°
Protection Class	IP44
Working Temperature	-20°C/+50°C
Main Material	Aluminium & PC



360°



Anthracite



BILBAO B50 / B80

BILBAO B are two waterproof (IP44) floor standing led light fittings equipped with SANAN LED sources. The solutions subject of proposal vary in terms of form and type of installation, with one common denominator: the quality of our products. Housing of Aluminium & polycarbonate painted with sandblasted finishing in anthracite mat color. Opal diffuser.

3241450 BILBAO B50
3241460 BILBAO B80

GENERAL INFORMATION

RIGA W1 is a family of wall lighting fixtures for LED bulbs, MR16, GU10 socket.

For outdoor use.

Transparent diffuser made of polycarbonate.
Housing of stainless steel, painted with sand-blasted finishing in sand black color with an extra UV film for protection.

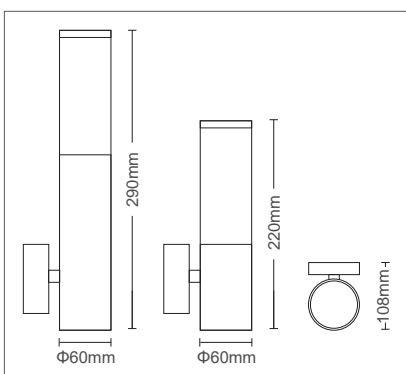
RIGA W1S is equipped with PIR sensor.

Detection angle: 100°.

Detection range: 7m in length & 1.5-2.5m in height.

Time delay: 5-240sec.

Sensitivity: <20 lux.



■ Sand black

RIGA W

3241410 - RIGA W1S - Black color

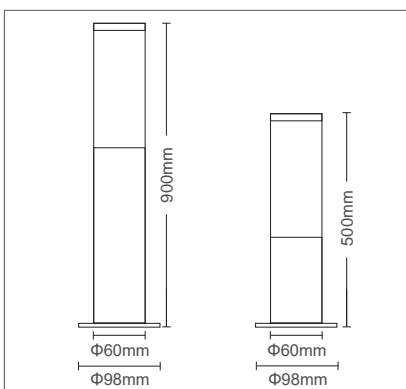
3241400 - RIGA W1 - Black color

GENERAL INFORMATION

RIGA B is a family of floor standing lighting fixtures for LEDs bulbs, MR16, GU10 socket.

For outdoor use.

Transparent diffuser made of polycarbonate.
Housing of stainless steel, painted with sand-blasted finishing in sand black color with an extra UV film for protection.



■ Sand black

RIGA B

3241430 - RIGA B90 - Black color

3241420 - RIGA B50 - Black color

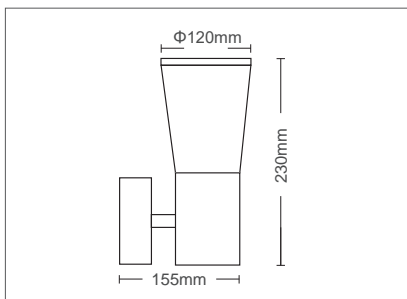
GENERAL INFORMATION

MURCIA W1 is a wall lighting fixture for LED bulbs, A60, E27 socket.

For outdoor use.

Frozen diffuser made of glass.

Housing of stainless steel, painted in nickel mat finishing.



MURCIA W1

3241470 - MURCIA W1 - Nickel mat

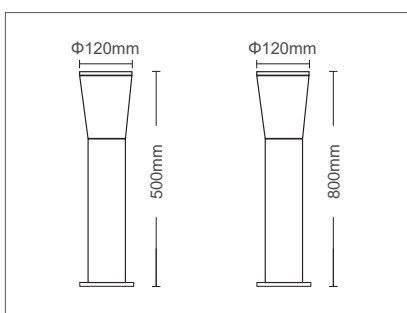
GENERAL INFORMATION

MURCIA B are floor standing lighting fixtures for LED bulbs, A60, E27 socket.

For outdoor use.

Frozen diffuser made of glass.

Housing of stainless steel, painted in nickel mat finishing.



MURCIA B80 / B50

3241490 - MURCIA B80 - Nickel mat

3241480 - MURCIA B50 - Nickel mat

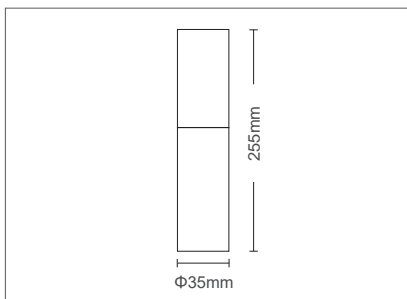
GENERAL INFORMATION

HAMBURG W1 is a wall lighting fixture for LED bulbs, G9 socket.

For outdoor use.

Frozen diffuser made of glass.

Housing of stainless steel, painted in nickel mat finishing.



HAMBURG W1

3241520 - HAMBURG W1 - Nickel mat

GENERAL INFORMATION

HAMBURG B are floor standing lighting fixtures for LEDs bulbs, G9 socket.

For outdoor use.

Frozen diffuser made of glass.

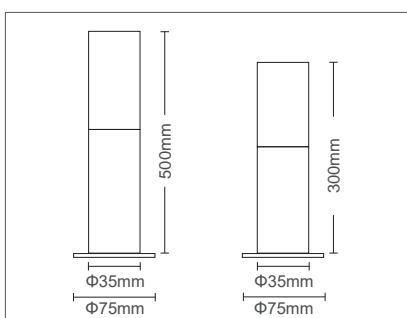
Housing of stainless steel, painted in nickel mat finishing.



3241540 - HAMBURG B50



3241530 - HAMBURG B30



HAMBURG B50 / B30

3241540 - HAMBURG B50 - Nickel mat

3241530 - HAMBURG B30 - Nickel mat

GENERAL INFORMATION

TRIESTE W is a wall lighting fixture for LED bulbs, A60, E27 socket.

For outdoor use.

Opal diffuser made of polycarbonate.

Housing of polycarbonate, painted in sand black color with an extra UV film for protection.

Seaside use.



■ Sand black

TRIESTE W

3241730 - TRIESTE W - Black color

GENERAL INFORMATION

TRIESTE 83 & 30 are 2 floor standing garden lighting fixtures for LED bulbs, A60, E27 socket.

For outdoor use.

Opal diffuser made of polycarbonate.

Housing of polycarbonate, painted in sand black color with an extra UV film for protection.

Product is disassembled in the package.

Seaside use.



3241950 - TRIESTE 83



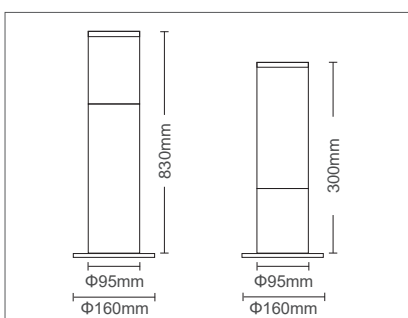
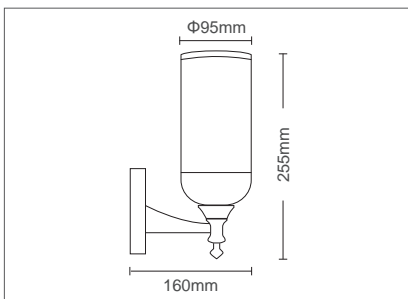
3241720 - TRIESTE 30

■ Sand black

TRIESTE 83 / 30

3241950 - TRIESTE 83 - Black color

3241720 - TRIESTE 30 - Black color



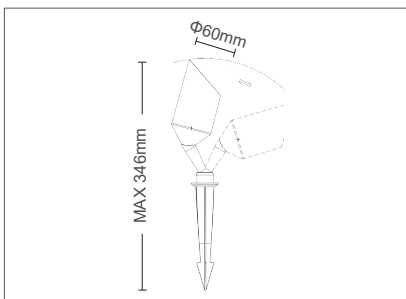
GENERAL INFORMATION

PRATUM is a garden lighting fixture for LED bulbs, MR16, GU10 socket.

The solutions subject of proposal vary in terms of form and type of installation, with one common denominator: the quality of our products. For outdoor use.

Clear diffuser made of polycarbonate.

Housing of ABS, painted in sandblasted black color and applied with special UV coating for extra protection.



■ Sand black

PRATUM

3241620 - Black color

GENERAL INFORMATION

LAGOS C is a garden lighting fixture for LED bulbs, MR16, GU10 socket.

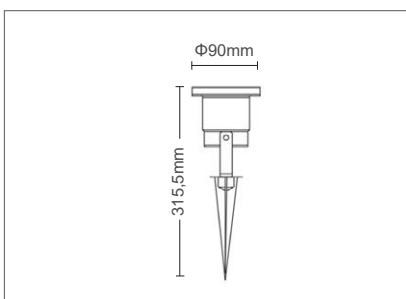
The solutions subject of proposal vary in terms of form and type of installation, with one common denominator: the quality of our products.

You can install it on any surface with screws or in the ground with the help of the extra spike which is included in the package.

For outdoor use.

Clear diffuser made of glass.

Housing of Aluminium, painted electrostatically in sandblasted black color and applied with special UV coating for extra protection.



■ Sand black

LAGOS C

3240510 - Black color

GENERAL INFORMATION

MANTUS, is a garden waterproof, IP65, projector equipped with SMD LED.

The solutions subject of proposal vary in terms of form and type of installation, with one common denominator: the quality of our products.

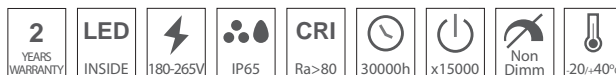
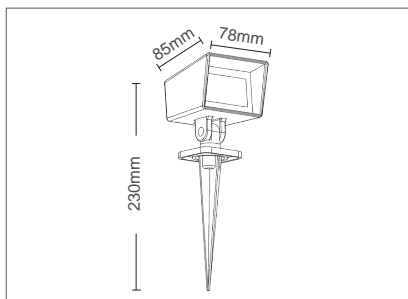
You can install it on any surface with screws or in the ground with the help of the extra spike which is included in the package.

Semi transparent polycarbonate diffuser.

Constant current LED driver included.

Housing of ABS, painted in sand black and applied a special UV coating for extra protection.

Power supply cable covered by rubber, 3x1 mm², with 0,2m length.



36°

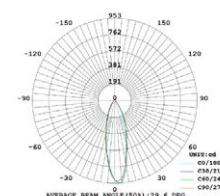


Sand black

MANTUS

3241550	5W	555lm	3000K
3241560	5W	555lm	4200K
3241580	5W	600lm	GREEN

PHOTOMETRIC DIAGRAM



GENERAL INFORMATION

RANTUS, is a garden waterproof, IP65, projector equipped with SMD LEDs.

The solutions subject of proposal vary in terms of form and type of installation, with one common denominator: the quality of our products.

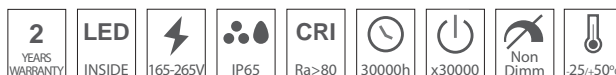
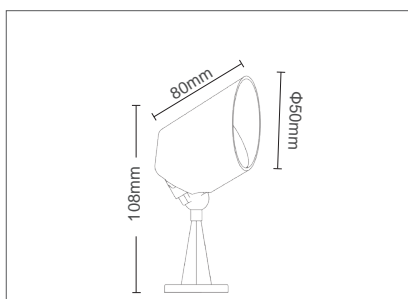
You can install it on any surface with screws or in the ground with the help of the extra spike which is included in the package.

Transparent polycarbonate diffuser.

Constant current LED driver included.

Housing of Aluminium, painted in sandblasted black color and applied with special UV coating for extra protection.

Power supply cable covered by rubber, 3x1 mm², with 0,2m length.



30°



Sand black

RANTUS

3242270	5W	465lm	3000K
3242280	5W	475lm	4000K
3242290	5W	485lm	GREEN

GENERAL INFORMATION

MODUS is an underwater pool or garden lighting fixture for LED bulbs, MR16, GU5.3 socket.

The solutions subject of proposal vary in terms of form and type of installation, with one common denominator: the quality of our products.

You can install it on any surface with screws.

For outdoor use.

Clear diffuser made of glass.

Housing of stainless steel, painted in nickel mat finishing.

Power supply cable is covered with silicone and is 50cm long.



MODUS

3220110 - Nickel mat



GENERAL INFORMATION

GRANDE is a family with 3 different size underground waterproof, IP67, Spot Fixtures for LED bulbs, PAR16 type, GU10 & E27 (models GRANDE 18)

Housing of stainless steel, painted in nickel mat finishing.

Power supply cable is covered with silicone and is 30cm long.



GRANDE

3200180 - GRANDE B12R - GU10

3200150 - GRANDE 12 - GU10

3200160 - GRANDE 18 - E27



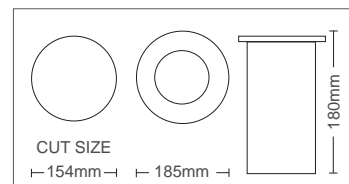
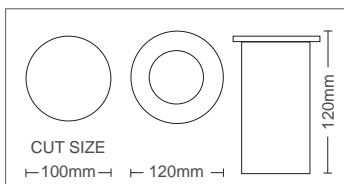
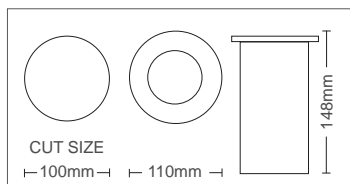
GRANDE-B12R



GRANDE-12



GRANDE-18



10

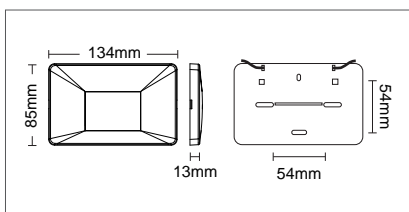

STEP LIGHTS

RECESSED & SURFACE LED
LIGHT FIXTURES

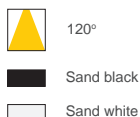


GENERAL INFORMATION

MINO is a waterproof (IP65) wall surface led light fitting equipped with SANAN LED sources. The solutions subject of proposal vary in terms of form and type of installation, with one common denominator: the quality of our products. Housing of polycarbonate painted with sand-blasted finishing in sand black & white. Semi transparent diffuser. Driver included on the fixture.



OUTDOOR LED STEP LIGHTS

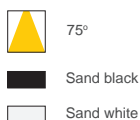

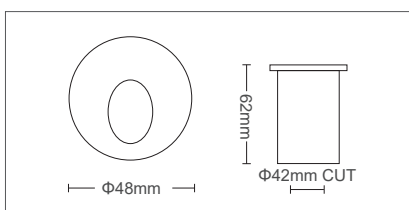


MINO

3410420 - Black color	3W	150lm	3000K
3410430 - White color	3W	180lm	3000K

GENERAL INFORMATION

TINO is a family of waterproof (IP65) wall recessed led light fittings equipped with SANAN LED sources. The solutions subject of proposal vary in terms of form and type of installation, with one common denominator: the quality of our products. Housing of aluminium painted with sandblast-ed finishing in sand black & white. Semi transparent diffuser made by ABS. Driver included in the package.



TINO R

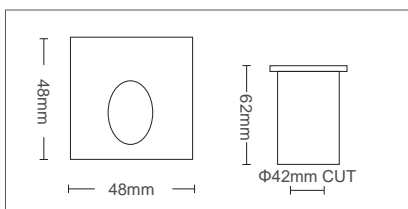
3410340 - Black color	2W	110lm	3000K
3410350 - Black color	2W	110lm	4000K
3410360 - White color	2W	110lm	3000K
3410370 - White color	2W	110lm	4000K



GENERAL INFORMATION

TINO is a family of waterproof (IP65) wall recessed led light fittings equipped with SANAN LED sources.

The solutions subject of proposal vary in terms of form and type of installation, with one common denominator: the quality of our products. Housing of aluminium painted with sandblasted finishing in sand black & white. Semi transparent diffuser made by ABS. Driver included in the package.



OUTDOOR LED STEP LIGHTS

2 YEARS WARRANTY	LED INSIDE	100-240V	IP65	CRI Ra>80	25000h	x25000	Non Dimm	25/+50°C
------------------------	---------------	----------	------	--------------	--------	--------	-------------	----------





60°



Sand black



Sand white



TINO S

3410380 - Black color	2W	110lm	3000K
3410390 - Black color	2W	110lm	4000K
3410400 - White color	2W	110lm	3000K
3410410 - White color	2W	110lm	4000K



GENERAL INFORMATION

ADRIA-ST2G is a waterproof (IP65) wall surface led light fitting equipped with SANAN LED sources.

The solutions subject of proposal vary in terms of form and type of installation, with one common denominator: the quality of our products. Housing of ABS & polycarbonate painted in anthracite mat color. Semi transparent diffuser. Driver included on the fixture.

2 YEARS WARRANTY	SEASIDE USE	LED INSIDE	220-240V	IP65	CRI Ra>80	30000h	x25000	Non Dimm	20/+45°C
------------------------	----------------	---------------	----------	------	--------------	--------	--------	-------------	----------



60°

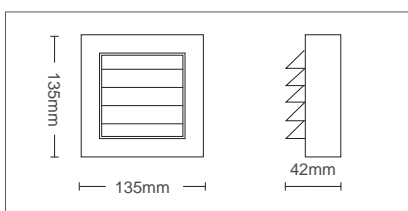


Anthracite



ADRIA ST2G

3230661 - Anthracite	6W	150lm	3000K
3230660 - Anthracite	6W	150lm	4000K



GENERAL INFORMATION

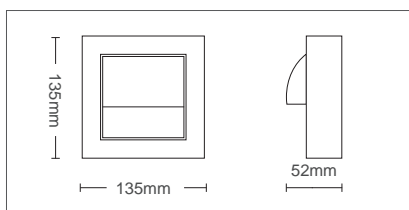
ADRIA-ST2P is a waterproof (IP65) wall surface led light fitting equipped with SANAN LED sources.

The solutions subject of proposal vary in terms of form and type of installation, with one common denominator: the quality of our products.

Housing of ABS & polycarbonate painted in anthracite mat color.

Opal diffuser.

Driver included on the fixture.



OUTDOOR LED STEP LIGHTS



90°



Anthracite

ADRIA ST2P

3230651 - Anthracite	6W	150lm	3000K
3230650 - Anthracite	6W	150lm	4000K

GENERAL INFORMATION

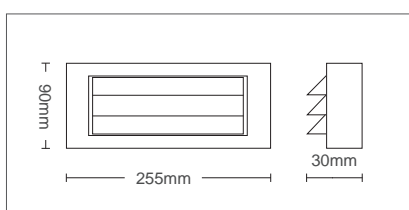
ADRIA-ST1G is a waterproof (IP65) wall surface led light fitting equipped with SANAN LED sources.

The solutions subject of proposal vary in terms of form and type of installation, with one common denominator: the quality of our products.

Housing of ABS & polycarbonate painted in anthracite mat color.

Semi transparent diffuser.

Driver included on the fixture.



45°



Anthracite

ADRIA ST1G

3230631 - Anthracite	6W	180lm	3CCT
3230630 - Anthracite	6W	180lm	4000K

GENERAL INFORMATION

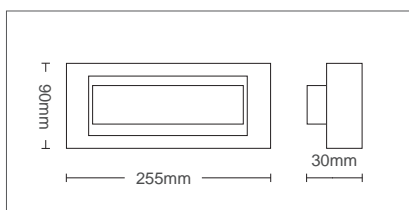
ADRIA-ST1P is an up & down waterproof (IP65) wall surface led light fitting equipped with SANAN LED sources.

The solutions subject of proposal vary in terms of form and type of installation, with one common denominator: the quality of our products.

Housing of ABS & polycarbonate painted in anthracite mat color.

Semi transparent diffuser.

Driver included on the fixture.



OUTDOOR LED STEP LIGHTS



90°/90°



Anthracite

ADRIA ST1P

3230641 - Black color	6W	150lm	3000K
3230640 - Black color	6W	150lm	4000K

GENERAL INFORMATION


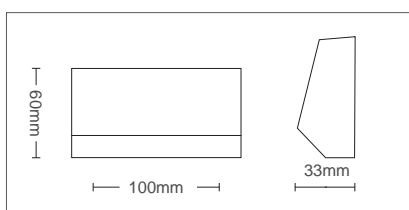
ADRIA-ST2 is a waterproof (IP65) wall surface led light fittings equipped with SANAN LED sources.

The solutions subject of proposal vary in terms of form and type of installation, with one common denominator: the quality of our products.

Housing of ABS & polycarbonate painted in anthracite mat color.

Semi transparent diffuser.

Driver included on the fixture.



60°



Anthracite

ADRIA ST2

3230451 - Anthracite	2W	90lm	3000K
3230450 - Anthracite	2W	90lm	4000K



GENERAL INFORMATION

ADRIA-ST4 is a waterproof (IP65) wall surface led light fittings equipped with SANAN LED sources.

The solutions subject of proposal vary in terms of form and type of installation, with one common denominator: the quality of our products.

Housing of ABS & polycarbonate painted in anthracite mat color.

Semi transparent diffuser.

Driver included on the fixture.

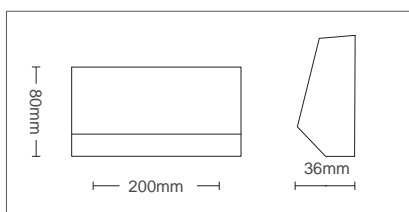
OUTDOOR LED STEP LIGHTS



60°



Anthracite



ADRIA ST4

3230461 - Black color	4W	220lm	3000K
3230460 - Black color	4W	220lm	4000K

2024-2025

**lighting
electrical
catalog**

2024
**lighting
electrical
catalog**

GENERAL INFORMATION

INDUS 4th generation, is a family of water-proof, IP65, projectors equipped with SMD LEDs.

The solutions subject of proposal vary in terms of form and type of installation, with one common denominator: the quality of our products. Mounting arm of profiled steel board, also painted in sandblasted dark grey color.

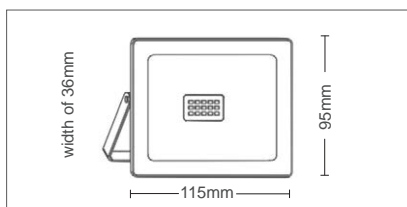
Transparent tempered glass diffuser with a thickness of 4 mm.

Constant current LEDs drivers included.

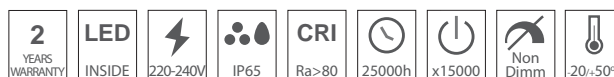
Housing of die-cast aluminum alloy, with high coefficient of thermal dispersion, electrostatically painted in sand white.

Power supply cable covered by rubber, 3x1 mm², with 0,2m length.

From the remote control you can select the desired color among many choices, to dimm & switch on/off.



OUTDOOR LED FLOODLIGHTS



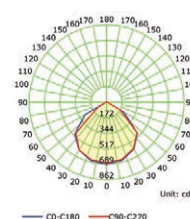
120°



Sand white

INDUS 20 RGB

PHOTOMETRIC DIAGRAM



3022430 20W 1000lm RGB

GENERAL INFORMATION

INDUS 4th generation, is a family of water-proof, IP65, projectors equipped with SMD LEDs.

The solutions subject of proposal vary in terms of form and type of installation, with one common denominator: the quality of our products. Mounting arm of profiled steel board, also painted in sandblasted dark grey color.

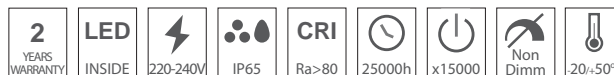
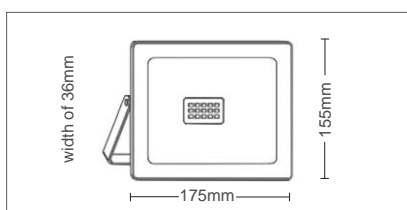
Transparent tempered glass diffuser with a thickness of 4 mm.

Constant current LEDs drivers included.

Housing of die-cast aluminum alloy, with high coefficient of thermal dispersion, electrostatically painted in sand white.

Power supply cable covered by rubber, 3x1 mm², with 0,2m length.

From the remote control you can select the desired color among many choices, to dimm & switch on/off.



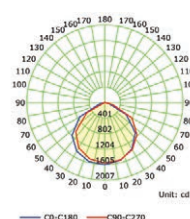
120°



Sand white

INDUS 50 RGB

PHOTOMETRIC DIAGRAM



3022440 50W 2500lm RGB



GENERAL INFORMATION

SAVA 1st generation, is an economic family of waterproof, IP65, projectors equipped with SMD LEDs.

The solutions subject of proposal vary in terms of form and type of installation, with one common denominator: the quality of our products.

Mounting arm of profiled steel board, also painted in sandblasted dark grey color.

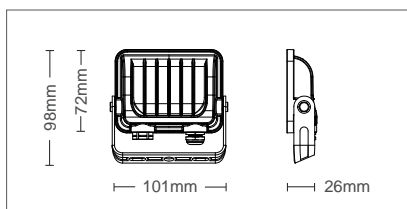
Lenses of polycarbonate.

Transparent tempered glass diffuser with a thickness of 4 mm.

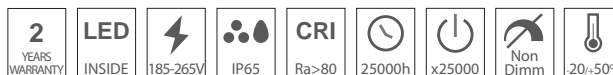
Constant current LEDs drivers included.

Housing of die-cast aluminum alloy, with high coefficient of thermal dispersion, electrostatically painted in sandblasted dark grey color.

Power supply cable covered by rubber, 3x0.75 mm², with 0,15m length.



OUTDOOR LED FLOODLIGHTS



90°

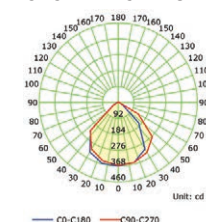


RAL 7024

SAVA 10

3022520	10W	980lm	4000K
3022530	10W	1000lm	6000K
3022540	10W	850lm	GREEN

PHOTOMETRIC DIAGRAM



GENERAL INFORMATION

SAVA 1st generation, is an economic family of waterproof, IP65, projectors equipped with SMD LEDs.

The solutions subject of proposal vary in terms of form and type of installation, with one common denominator: the quality of our products.

Mounting arm of profiled steel board, also painted in sandblasted dark grey color.

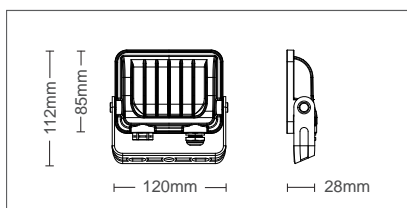
Lenses of polycarbonate.

Transparent tempered glass diffuser with a thickness of 4 mm.

Constant current LEDs drivers included.

Housing of die-cast aluminum alloy, with high coefficient of thermal dispersion, electrostatically painted in sandblasted dark grey color.

Power supply cable covered by rubber, 3x0.75 mm², with 0,15m length.



90°

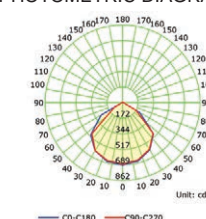


RAL 7024

SAVA 20

3022550	20W	1960lm	4000K
3022560	20W	2000lm	6000K

PHOTOMETRIC DIAGRAM



GENERAL INFORMATION

SAVA 1st generation, is an economic family of waterproof, IP65, projectors equipped with SMD LEDs.

The solutions subject of proposal vary in terms of form and type of installation, with one common denominator: the quality of our products.

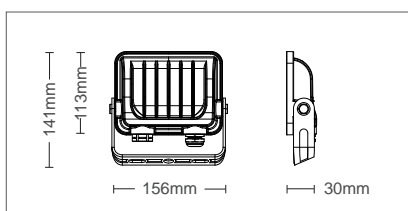
Mounting arm of profiled steel board, also painted in sandblasted dark grey color.

Transparent tempered glass diffuser with a thickness of 4 mm.

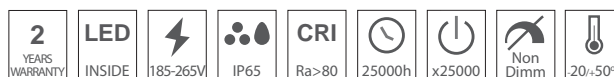
Constant current LEDs drivers included.

Housing of die-cast aluminum alloy, with high coefficient of thermal dispersion, electrostatically painted in sandblasted dark grey color.

Power supply cable covered by rubber, 3x0.75 mm², with 0,15m length.



OUTDOOR LED FLOODLIGHTS



90°

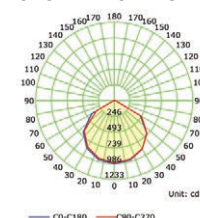


RAL 7024



SAVA 30

PHOTOMETRIC DIAGRAM



3022580	30W	2940lm	4000K
3022590	30W	3000lm	6000K

GENERAL INFORMATION

SAVA 1st generation, is an economic family of waterproof, IP65, projectors equipped with SMD LEDs.

The solutions subject of proposal vary in terms of form and type of installation, with one common denominator: the quality of our products.

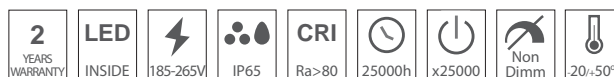
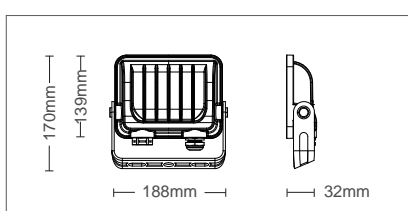
Mounting arm of profiled steel board, also painted in sandblasted dark grey color.

Transparent tempered glass diffuser with a thickness of 4 mm.

Constant current LEDs drivers included.

Housing of die-cast aluminum alloy, with high coefficient of thermal dispersion, electrostatically painted in sandblasted dark grey color.

Power supply cable covered by rubber, 3x0.75 mm², with 0,15m length.



90°

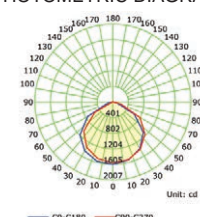


RAL 7024



SAVA 50

PHOTOMETRIC DIAGRAM



3022600	50W	4900lm	4000K
3022610	50W	5000lm	6000K
3022930	50W	4800lm	3000K

GENERAL INFORMATION

SAVA 1st generation, is an economic family of waterproof, IP65, projectors equipped with SMD LEDs.

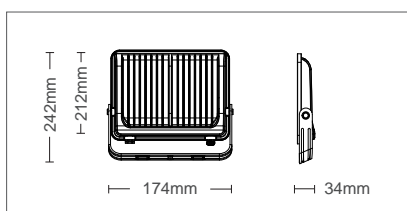
The solutions subject of proposal vary in terms of form and type of installation, with one common denominator: the quality of our products. Mounting arm of profiled steel board, also painted in sandblasted dark grey color.

Transparent tempered glass diffuser with a thickness of 4 mm.

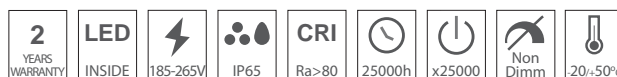
Constant current LEDs drivers included.

Housing of die-cast aluminum alloy, with high coefficient of thermal dispersion, electrostatically painted in sandblasted dark grey color.

Power supply cable covered by rubber, 3x0.75 mm², with 0,15m length.



OUTDOOR LED FLOODLIGHTS



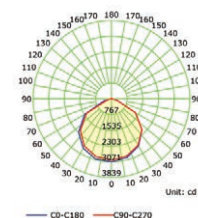
90°



RAL 7024

SAVA 100

PHOTOMETRIC DIAGRAM



3022620	100W	9800lm	4000K
3022630	100W	10000lm	6000K
3022940	100W	9600lm	3000K

GENERAL INFORMATION

SAVA 1st generation, is an economic family of waterproof, IP65, projectors equipped with SMD LEDs.

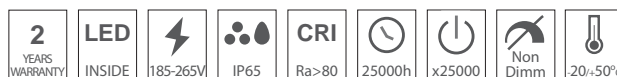
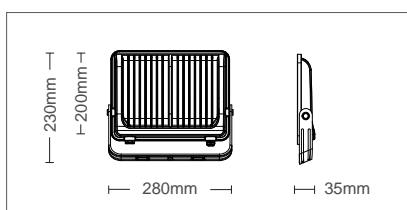
The solutions subject of proposal vary in terms of form and type of installation, with one common denominator: the quality of our products. Mounting arm of profiled steel board, also painted in sandblasted dark grey color.

Transparent tempered glass diffuser with a thickness of 4 mm.

Constant current LEDs drivers included.

Housing of die-cast aluminum alloy, with high coefficient of thermal dispersion, electrostatically painted in sandblasted dark grey color.

Power supply cable covered by rubber, 3x0,75 mm², with 0,3m length.



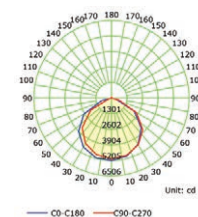
90°



RAL 7024

SAVA 150

PHOTOMETRIC DIAGRAM



3022650	150W	15000lm	6000K
---------	------	---------	-------

GENERAL INFORMATION

SAVA 1st generation, is an economic family of waterproof, IP65, projectors equipped with SMD LEDs.

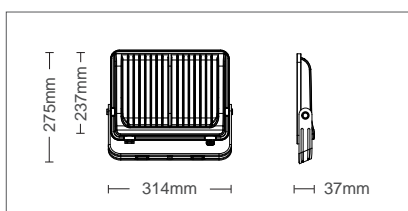
The solutions subject of proposal vary in terms of form and type of installation, with one common denominator: the quality of our products. Mounting arm of profiled steel board, also painted in sandblasted dark grey color.

Transparent tempered glass diffuser with a thickness of 4 mm.

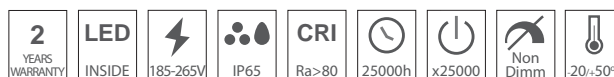
Constant current LEDs drivers included.

Housing of die-cast aluminum alloy, with high coefficient of thermal dispersion, electrostatically painted in sandblasted dark grey color.

Power supply cable covered by rubber, 3x0,75 mm², with 0,3m length.



OUTDOOR LED FLOODLIGHTS



90°

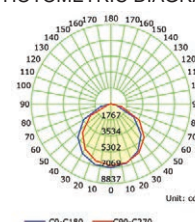


RAL 7024

SAVA 200

3022670 200W 20000lm 6000K

PHOTOMETRIC DIAGRAM



GENERAL INFORMATION

SAVA 1st generation, is an economic family of waterproof, IP65, projectors equipped with SMD LEDs.

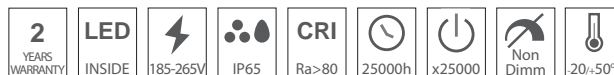
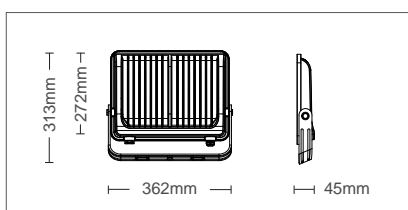
The solutions subject of proposal vary in terms of form and type of installation, with one common denominator: the quality of our products. Mounting arm of profiled steel board, also painted in sandblasted dark grey color.

Transparent tempered glass diffuser with a thickness of 4 mm.

Constant current LEDs drivers included.

Housing of die-cast aluminum alloy, with high coefficient of thermal dispersion, electrostatically painted in sandblasted dark grey color.

Power supply cable covered by rubber, 3x0,75 mm², with 0,3m length.



90°

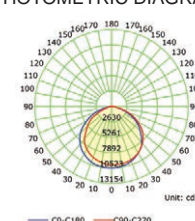


RAL 7024

SAVA 300

3022690 300W 30000lm 6000K

PHOTOMETRIC DIAGRAM



GENERAL INFORMATION

SAVA S 1st generation, is an economic family of waterproof, IP65, projectors equipped with SMD LEDs & PIR sensor.

Mounting arm of profiled steel board, also painted in sandblasted dark grey color.

Transparent tempered glass diffuser with a thickness of 4 mm.

Constant current LEDs drivers included.

Housing of die-cast aluminum alloy, with high coefficient of thermal dispersion, electrostatically painted in sandblasted dark grey color.

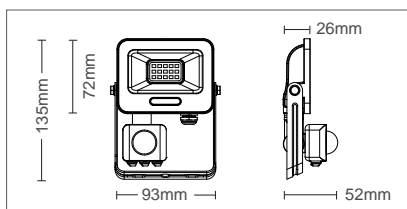
Power supply cable covered by rubber, 3x0,75 mm², with 0,15m length.

PIR sensor settings:

Detection range: 12m long & 4m high.

Time setting: (10sec-4min).

Sensitivity adjustment: (10-2000 lux).



OUTDOOR LED FLOODLIGHTS

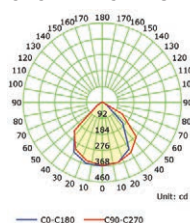


90°

RAL 7024

SAVA S 10

PHOTOMETRIC DIAGRAM



3022700 10W 1000lm 6000K

GENERAL INFORMATION

SAVA S 1st generation, is an economic family of waterproof, IP65, projectors equipped with SMD LEDs & PIR sensor.

Mounting arm of profiled steel board, also painted in sandblasted dark grey color.

Transparent tempered glass diffuser with a thickness of 4 mm.

Constant current LEDs drivers included.

Housing of die-cast aluminum alloy, with high coefficient of thermal dispersion, electrostatically painted in sandblasted dark grey color.

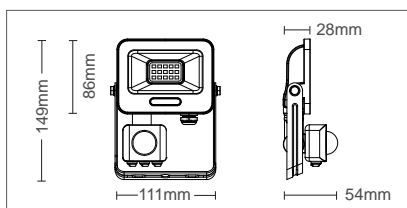
Power supply cable covered by rubber, 3x0,75 mm², with 0,15m length.

PIR sensor settings:

Detection range: 12m long & 4m high.

Time setting: (10sec-4min).

Sensitivity adjustment: (10-2000 lux).

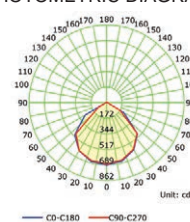


90°

RAL 7024

SAVA S 20

PHOTOMETRIC DIAGRAM



3022710 20W 2000lm 6000K



GENERAL INFORMATION

SAVA S 1st generation, is an economic family of waterproof, IP65, projectors equipped with SMD LEDs & PIR sensor.

Mounting arm of profiled steel board, also painted in sandblasted dark grey color.

Transparent tempered glass diffuser with a thickness of 4 mm.

Constant current LEDs drivers included.

Housing of die-cast aluminum alloy, with high coefficient of thermal dispersion, electrostatically painted in sandblasted dark grey color.

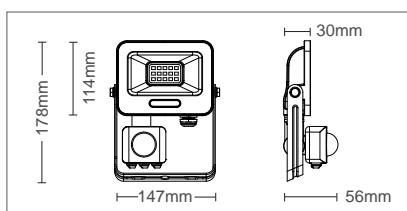
Power supply cable covered by rubber, 3x0,75 mm², with 0,15m length.

PIR sensor settings:

Detection range: 12m long & 4m high.

Time setting: (10sec-4min).

Sensitivity adjustment: (10-2000 lux).



OUTDOOR LED FLOODLIGHTS



90°

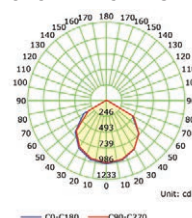


RAL 7024



SAVA S 30

PHOTOMETRIC DIAGRAM



3022720 30W 3000lm 6000K

GENERAL INFORMATION

SAVA S 1st generation, is an economic family of waterproof, IP65, projectors equipped with SMD LEDs & PIR sensor.

Mounting arm of profiled steel board, also painted in sandblasted dark grey color.

Transparent tempered glass diffuser with a thickness of 4 mm.

Constant current LEDs drivers included.

Housing of die-cast aluminum alloy, with high coefficient of thermal dispersion, electrostatically painted in sandblasted dark grey color.

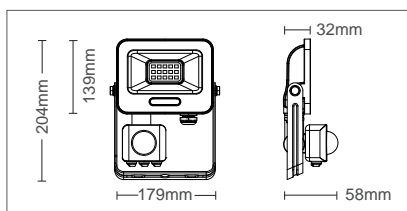
Power supply cable covered by rubber, 3x0,75 mm², with 0,15m length.

PIR sensor settings:

Detection range: 12m long & 4m high.

Time setting: (10sec-4min).

Sensitivity adjustment: (10-2000 lux).



90°

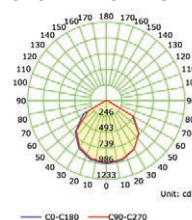


RAL 7024



SAVA S 50

PHOTOMETRIC DIAGRAM



3022730 50W 5000lm 6000K

GENERAL INFORMATION

DANUBE is improved family of waterproof, IP66, projectors equipped with SMD LEDs. Equipped with 3CCT DIP switch for adjusting the color temperature between 3000K, 4000K, and 6000K with ease!

The solutions subject of proposal vary in terms of form and type of installation, with one common denominator: the quality of our products. Mounting arm of profiled steel board, also painted in sandblasted both dark grey and white color.

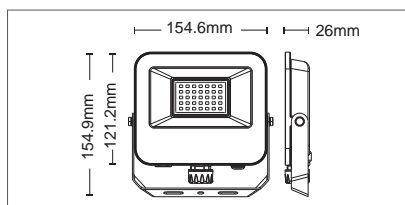
Lenses of polycarbonate.

Transparent tempered glass diffuser with a thickness of 4 mm.

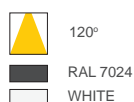
Constant current LEDs drivers included.

Housing of die-cast aluminum alloy, with high coefficient of thermal dispersion.

Power supply cable covered by rubber, 3x0.75 mm², with 0,15m length.



OUTDOOR LED FLOODLIGHTS



DANUBE 30

3023000	RAL 7024	30W	3480lm-3600lm	3CCT
3023005	WHITE	30W	3480lm-3600lm	3CCT

GENERAL INFORMATION

DANUBE is improved family of waterproof, IP66, projectors equipped with SMD LEDs. Equipped with 3CCT DIP switch for adjusting the color temperature between 3000K, 4000K, and 6000K with ease!

The solutions subject of proposal vary in terms of form and type of installation, with one common denominator: the quality of our products.

Mounting arm of profiled steel board, also painted in sandblasted both dark grey and white color.

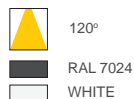
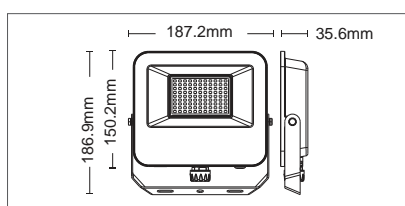
Lenses of polycarbonate.

Transparent tempered glass diffuser with a thickness of 4 mm.

Constant current LEDs drivers included.

Housing of die-cast aluminum alloy, with high coefficient of thermal dispersion.

Power supply cable covered by rubber, 3x0.75 mm², with 0,15m length.



DANUBE 50

3023010	RAL 7024	50W	5800lm-6000lm	3CCT
3023015	WHITE	50W	5800lm-6000m	3CCT

GENERAL INFORMATION

DANUBE is improved family of waterproof, IP66, projectors equipped with SMD LEDs. Equipped with 3CCT DIP switch for adjusting the color temperature between 3000K, 4000K, and 6000K with ease!

The solutions subject of proposal vary in terms of form and type of installation, with one common denominator: the quality of our products. Mounting arm of profiled steel board, also painted in sandblasted both dark grey and white color.

Lenses of polycarbonate.

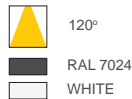
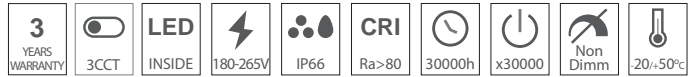
Transparent tempered glass diffuser with a thickness of 4 mm.

Constant current LEDs drivers included.

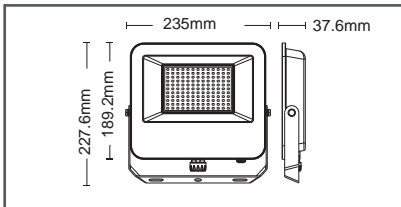
Housing of die-cast aluminum alloy, with high coefficient of thermal dispersion.

Power supply cable covered by rubber, 3x0.75 mm², with 0,15m length.

OUTDOOR LED FLOODLIGHTS



DANUBE 100



3023020	RAL 7024	100W	11600lm-12000lm	3CCT
3023025	WHITE	100W	11600lm-12000lm	3CCT

GENERAL INFORMATION

DANUBE is improved family of waterproof, IP66, projectors equipped with SMD LEDs. Equipped with 3CCT DIP switch for adjusting the color temperature between 3000K, 4000K, and 6000K with ease!

The solutions subject of proposal vary in terms of form and type of installation, with one common denominator: the quality of our products.

Mounting arm of profiled steel board, also painted in sandblasted dark grey color.

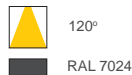
Lenses of polycarbonate.

Transparent tempered glass diffuser with a thickness of 4 mm.

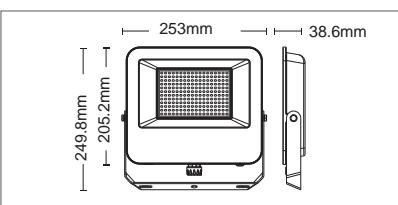
Constant current LEDs drivers included.

Housing of die-cast aluminum alloy, with high coefficient of thermal dispersion.

Power supply cable covered by rubber, 3x0.75 mm², with 0,15m length.



DANUBE 150



3023030	RAL 7024	150W	17400lm-18000lm	3CCT
---------	----------	------	-----------------	------

GENERAL INFORMATION

DNUBE is an economic family of waterproof, IP66, projectors equipped with SMD LEDs. Equipped with 3CCT DIP switch for adjusting the color temperature between 3000K, 4000K, and 6000K with ease!

The solutions subject of proposal vary in terms of form and type of installation, with one common denominator: the quality of our products.

Mounting arm of profiled steel board, also painted in sandblasted dark grey color.

Lenses of polycarbonate.

Transparent tempered glass diffuser with a thickness of 4 mm.

Constant current LEDs drivers included.

Housing of die-cast aluminum alloy, with high coefficient of thermal dispersion.

Power supply cable covered by rubber, 3x0.75 mm², with 0,15m length.

OUTDOOR LED FLOODLIGHTS

3 YEARS WARRANTY	3CCT	LED INSIDE	180-265V	IP66	CRI Ra>80	30000h	x30000	Non Dimm	-20/+50°C
------------------------	------	---------------	----------	------	--------------	--------	--------	-------------	-----------



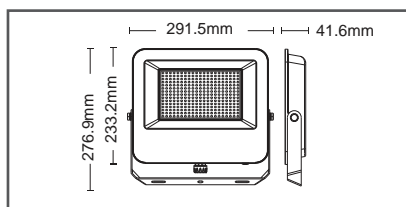
120°



RAL 7024



DANUBE 200



3023040 RAL 7024 200W 23200lm-24000lm 3CCT

GENERAL INFORMATION

RONA, is a high end family of waterproof, IP65, projectors equipped with SMD LEDs.

The solutions subject of proposal vary in terms of form and type of installation, with one common denominator: the quality of our products.

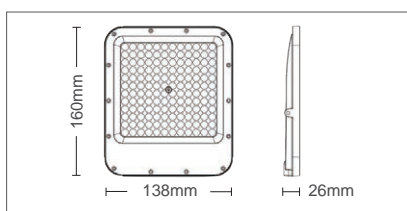
Mounting arm of profiled steel board, also painted in sandblasted dark grey color.

Transparent diffuser made by PC.

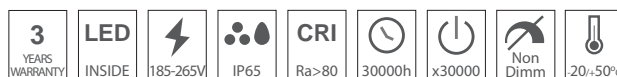
Constant current LEDs drivers included.

Housing of die-cast aluminum alloy, with high coefficient of thermal dispersion, electrostatically painted in sandblasted dark grey color, RAL 7024.

Power supply cable covered by rubber, 3x0,75 mm², with 0,15m length.



OUTDOOR LED FLOODLIGHTS



90°

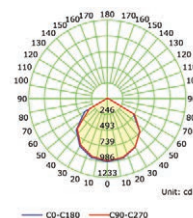


RAL 7024



RONA 30

PHOTOMETRIC DIAGRAM



3022740	30W	3540lm	4000K
3022750	30W	3600lm	6000K

GENERAL INFORMATION

RONA, is a high end family of waterproof, IP65, projectors equipped with SMD LEDs.

The solutions subject of proposal vary in terms of form and type of installation, with one common denominator: the quality of our products.

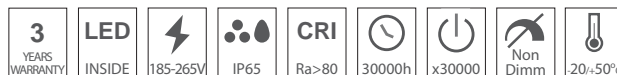
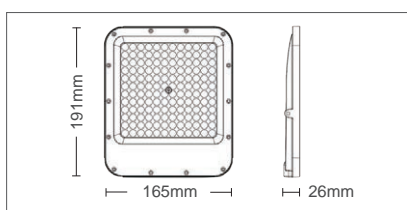
Mounting arm of profiled steel board, also painted in sandblasted dark grey color.

Transparent diffuser made by PC.

Constant current LEDs drivers included.

Housing of die-cast aluminum alloy, with high coefficient of thermal dispersion, electrostatically painted in sandblasted dark grey color, RAL 7024.

Power supply cable covered by rubber, 3x0,75 mm², with 0,15m length.



90°

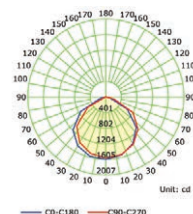


RAL 7024



RONA 50

PHOTOMETRIC DIAGRAM



3022760	50W	5900lm	4000K
3022770	50W	6000lm	6000K

GENERAL INFORMATION

RONA, is a high end family of waterproof, P65, projectors equipped with SMD LEDs.

The solutions subject of proposal vary in terms of form and type of installation, with one common denominator: the quality of our products.

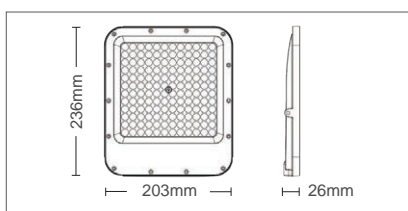
Mounting arm of profiled steel board, also painted in sandblasted dark grey color.

Transparent diffuser made by PC.

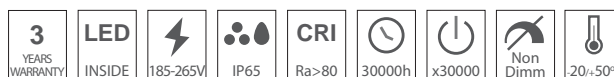
Constant current LEDs drivers included.

Housing of die-cast aluminum alloy, with high coefficient of thermal dispersion, electrostatically painted in sandblasted dark grey color, RAL 7024.

Power supply cable covered by rubber, 3x0,75 mm², with 0,15m length.



OUTDOOR LED FLOODLIGHTS



90°

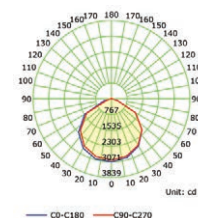


RAL 7024



RONA 100

PHOTOMETRIC DIAGRAM



3022780	100W	11800lm	4000K
3022790	100W	12000lm	6000K

GENERAL INFORMATION

RONA, is a high end family of waterproof, IP65, projectors equipped with SMD LEDs.

The solutions subject of proposal vary in terms of form and type of installation, with one common denominator: the quality of our products.

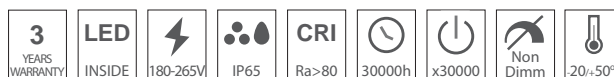
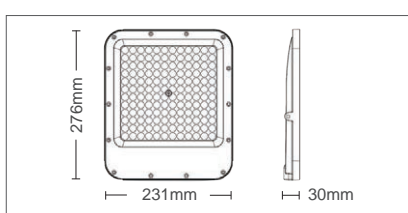
Mounting arm of profiled steel board, also painted in sandblasted dark grey color.

Transparent diffuser made by PC.

Constant current LEDs drivers included.

Housing of die-cast aluminum alloy, with high coefficient of thermal dispersion, electrostatically painted in sandblasted dark grey color, RAL 7024.

Power supply cable covered by rubber, 3x0,75 mm², with 0,15m length.



90°

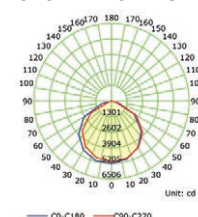


RAL 7024



RONA 150

PHOTOMETRIC DIAGRAM



3022800	150W	18000lm	6000K
---------	------	---------	-------

GENERAL INFORMATION

RONA, is a high end family of waterproof, IP65, projectors equipped with SMD LEDs.

The solutions subject of proposal vary in terms of form and type of installation, with one common denominator: the quality of our products.

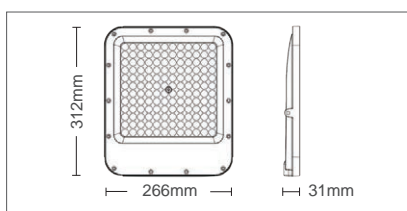
Mounting arm of profiled steel board, also painted in sandblasted dark grey color.

Transparent diffuser made by PC.

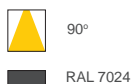
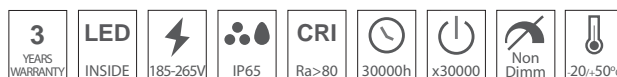
Constant current LEDs drivers included.

Housing of die-cast aluminum alloy, with high coefficient of thermal dispersion, electrostatically painted in sandblasted dark grey color, RAL 7024.

Power supply cable covered by rubber, 3x0,75 mm², with 0,3m length.

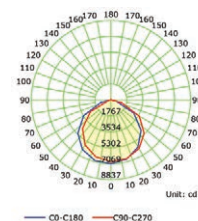


OUTDOOR LED FLOODLIGHTS



RONA 200

PHOTOMETRIC DIAGRAM



3022810 200W 24000lm 6000K

GENERAL INFORMATION

RONA, is a high end family of waterproof, IP65, projectors equipped with SMD LEDs.

The solutions subject of proposal vary in terms of form and type of installation, with one common denominator: the quality of our products.

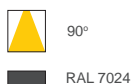
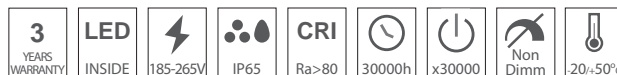
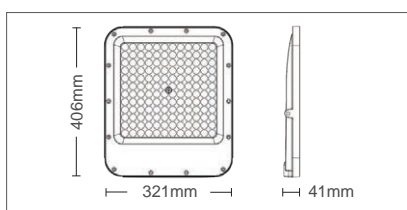
Mounting arm of profiled steel board, also painted in sandblasted dark grey color.

Transparent diffuser made by PC.

Constant current LEDs drivers included.

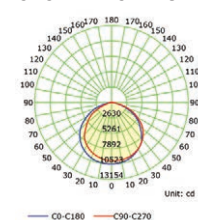
Housing of die-cast aluminum alloy, with high coefficient of thermal dispersion, electrostatically painted in sandblasted dark grey color, RAL 7024.

Power supply cable covered by rubber, 3x0,75 mm², with 0,3m length.



RONA 300

PHOTOMETRIC DIAGRAM



3022820 300W 36000lm 6000K

GENERAL INFORMATION

RONA, is a high end family of waterproof, IP65, projectors equipped with SMD LEDs.

The solutions subject of proposal vary in terms of form and type of installation, with one common denominator: the quality of our products.

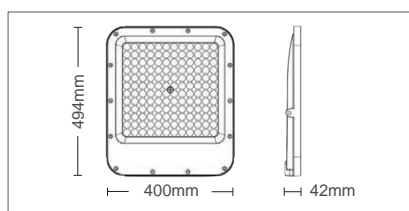
Mounting arm of profiled steel board, also painted in sandblasted dark grey color.

Transparent diffuser made by PC.

Constant current LEDs drivers included.

Housing of die-cast aluminum alloy, with high coefficient of thermal dispersion, electrostatically painted in sandblasted dark grey color, RAL 7024.

Power supply cable covered by rubber, 3x0,75 mm², with 0,3m length.



OUTDOOR LED FLOODLIGHTS

3 YEARS WARRANTY	LED INSIDE	185-265V	IP65	CRI Ra>80	30000h	x30000	Non Dimm	20÷50°C
------------------------	---------------	----------	------	--------------	--------	--------	-------------	---------



90°



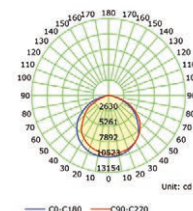
RAL 7024



RONA 400

3022830 400W 48000lm 6000K

PHOTOMETRIC DIAGRAM





OUTDOOR LED FLOODLIGHTS

GENERAL INFORMATION

RONA +, is improved high end family of waterproof, IP66, high lumen projectors with 5 years warranty equipped with OSRAM LEDs.

The solutions subject of proposal vary in terms of form and type of installation, with one common denominator: the quality of our products.

Mounting arm of profiled steel board, also painted in sandblasted dark grey color.

Transparent diffuser made by PC.

Constant current LEDs drivers included.

Housing of die-cast aluminum alloy, with high coefficient of thermal dispersion, electrostatically painted in sandblasted dark grey color, RAL 7024.

Power supply cable covered by rubber, 3x0,75 mm², with 0,3m length.



90°

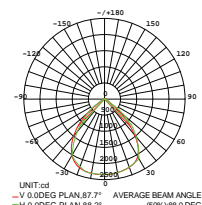


RAL 7024

RONA+ 30

OSRAM
LEDs included

PHOTOMETRIC DIAGRAM



3022745	30W	4500lm	4000K
3022755	30W	4560lm	6000K

GENERAL INFORMATION

RONA +, is improved high end family of waterproof, IP66, high lumen projectors with 5 years warranty equipped with OSRAM LEDs.

The solutions subject of proposal vary in terms of form and type of installation, with one common denominator: the quality of our products.

Mounting arm of profiled steel board, also painted in sandblasted dark grey color.

Transparent diffuser made by PC.

Constant current LEDs drivers included.

Housing of die-cast aluminum alloy, with high coefficient of thermal dispersion, electrostatically painted in sandblasted dark grey color, RAL 7024.

Power supply cable covered by rubber, 3x0,75 mm², with 0,3m length.



90°

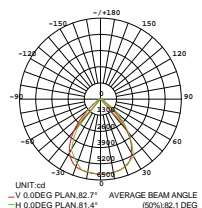


RAL 7024

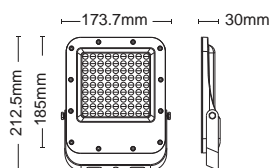
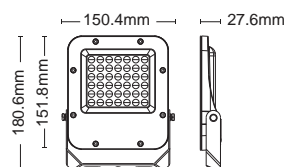
RONA+ 50

OSRAM
LEDs included

PHOTOMETRIC DIAGRAM



3022765	50W	7500lm	4000K
3022775	50W	7600lm	6000K



GENERAL INFORMATION

RONA +, is improved high end family of waterproof, IP66, high lumen projectors with 5 years warranty equipped with OSRAM LEDs.

The solutions subject of proposal vary in terms of form and type of installation, with one common denominator: the quality of our products.

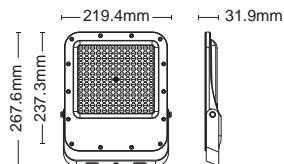
Mounting arm of profiled steel board, also painted in sandblasted dark grey color.

Transparent diffuser made by PC.

Constant current LEDs drivers included.

Housing of die-cast aluminum alloy, with high coefficient of thermal dispersion, electrostatically painted in sandblasted dark grey color, RAL 7024.

Power supply cable covered by rubber, 3x0,75 mm², with 0,3m length.



OUTDOOR LED FLOODLIGHTS



90°

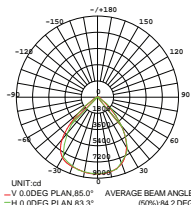


RAL 7024

RONA+ 100

OSRAM
LEDs included

PHOTOMETRIC DIAGRAM



3022785 100W 15000lm 4000K

3022795 100W 15200lm 6000K

GENERAL INFORMATION

RONA +, is improved high end family of waterproof, IP66, high lumen projectors with 5 years warranty equipped with OSRAM LEDs.

The solutions subject of proposal vary in terms of form and type of installation, with one common denominator: the quality of our products.

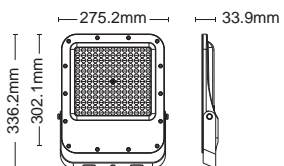
Mounting arm of profiled steel board, also painted in sandblasted dark grey color.

Transparent diffuser made by PC.

Constant current LEDs drivers included.

Housing of die-cast aluminum alloy, with high coefficient of thermal dispersion, electrostatically painted in sandblasted dark grey color, RAL 7024.

Power supply cable covered by rubber, 3x0,75 mm², with 0,5m length.



90°

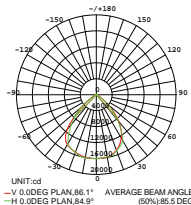


RAL 7024

RONA+ 200

OSRAM
LEDs included

PHOTOMETRIC DIAGRAM



3022805 200W 30000lm 4000K

3022815 200W 30400lm 6000K

GENERAL INFORMATION

RONA +, is improved high end family of waterproof, IP66, high lumen projectors with 5 years warranty equipped with OSRAM LEDs.

The solutions subject of proposal vary in terms of form and type of installation, with one common denominator: the quality of our products.

Mounting arm of profiled steel board, also

painted in sandblasted dark grey color.

Transparent diffuser made by PC.

Constant current LEDs drivers included.

Housing of die-cast aluminum alloy, with high coefficient of thermal dispersion, electrostatically painted in sandblasted dark grey color, RAL 7024.

Power supply cable covered by rubber, 3x0,75 mm², with 0,5m length.

5
YEARS
WARRANTY

LED
INSIDE

100-265V

IP66

CRI
Ra>80

IK08

50000h

x50000

Non
Dimm



90°

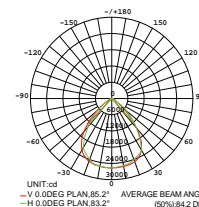


RAL 7024

RONA+ 300

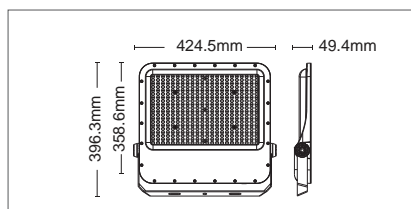
OSRAM
LEDs included

PHOTOMETRIC DIAGRAM



3022835 300W 45000lm 4000K

3022825 300W 45600lm 6000K



GENERAL INFORMATION

TARA, is a family of waterproof, IP65, work projectors equipped with SMD LEDs.

The solutions subject of proposal vary in terms of form and type of installation, with one common denominator: the quality of our products.

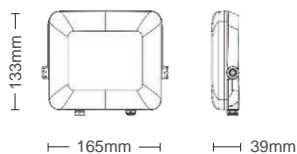
Lenses of polycarbonate.

Opal diffuser made of polycarbonate.

Housing of die-cast aluminum alloy, with high coefficient of thermal dispersion, electrostatically painted in sand black color. Mounting arm with grip and rotatable screws in order to give to the floodlight the desired angle.

It is equipped with Surge protection of 2kV.

Power supply cable covered by rubber, 3x0.75 mm², with 1.5m length and schuko plug.



OUTDOOR LED FLOODLIGHTS



180°



Sand black



TARA 30

3022840 30W 2400lm 4000K



GENERAL INFORMATION

TARA, is a family of waterproof, IP65, work projectors equipped with SMD LEDs.

The solutions subject of proposal vary in terms of form and type of installation, with one common denominator: the quality of our products.

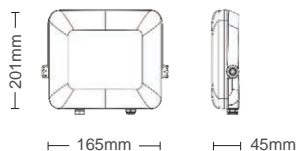
Lenses of polycarbonate.

Opal diffuser made of polycarbonate.

Housing of die-cast aluminum alloy, with high coefficient of thermal dispersion, electrostatically painted in sand black color. Mounting arm with grip and rotatable screws in order to give to the floodlight the desired angle.

It is equipped with Surge protection of 4kV.

Power supply cable covered by rubber, 3x0.75 mm², with 1.5m length and schuko plug.



180°



Sand black



TARA 50

3022850 50W 4000lm 4000K



12

INDUSTRIAL LIGHTS
HIGHBAYS AND TRIPROOF FIXTURES

GENERAL INFORMATION

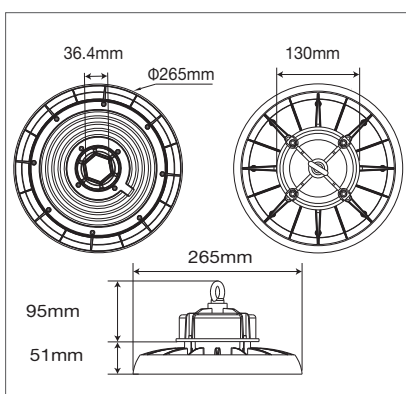
SPACE is a family of suspended mounting high-bays equipped with high lumen SMD LEDs.

Housing (heat sink) of die-cast aluminum alloy electrostatically painted in sand black.

Suspension ring of die-cast steel.

Available with clear polycarbonate lenses for the 120° version and cover from glass.

Constant current LED driver, equipped with shortcircuit, overload and overtemperature protections.



INDUSTRIAL LED HIGHBAYS



120°



Sand black

SPACE 100

3022870 100W 15000lm 4500K

GENERAL INFORMATION

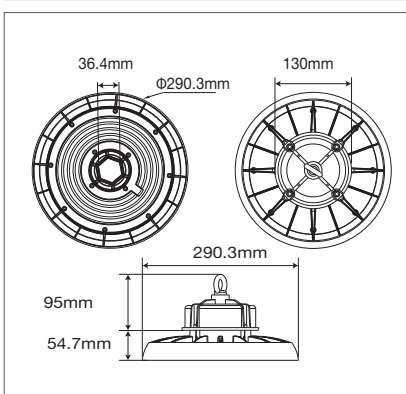
SPACE is a family of suspended mounting high-bays equipped with high lumen SMD LEDs.

Housing (heat sink) of die-cast aluminum alloy electrostatically painted in sand black.

Suspension ring of die-cast steel.

Available with clear polycarbonate lenses for the 110° version and cover from glass.

Constant current LED driver, equipped with shortcircuit, overload and overtemperature protections.



110°



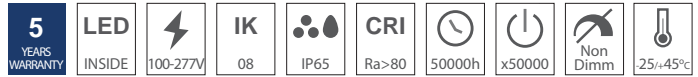
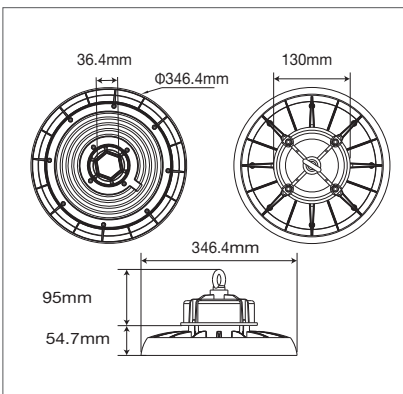
Sand black

SPACE 150

3022880 150W 22500lm 4500K

GENERAL INFORMATION

SPACE is a family of suspended mounting high-bays equipped with high lumen SMD LEDs.
Housing (heat sink) of die-cast aluminum alloy electrostatically painted in sand black.
Suspension ring of die-cast steel.
Available with clear polycarbonate lenses for the 90° version and cover from glass.
Constant current LED driver, equipped with shortcircuit, overload and overtemperature protections.




90°



Sand black

SPACE 200

3022890 200W 30000lm 4500K



GENERAL INFORMATION

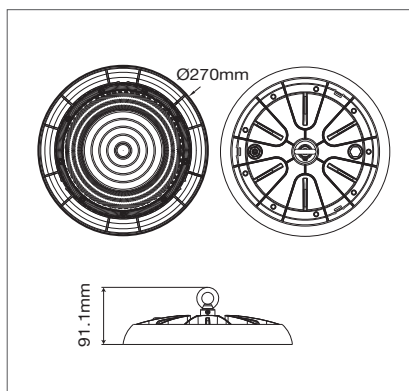
TECHOLED is a family of suspended mounting highbays equipped with SMD LEDs.

Housing (heat sink) of die-cast aluminum alloy electrostatically painted in dark grey.

Suspension ring of die-cast steel.

Available with clear polycarbonate lenses for the 90° version with cover of glass.

Constant current LED driver, equipped with shortcircuit, overload and overtemperature protections.



INDUSTRIAL LED HIGHBAYS

3 YEARS WARRANTY	LED INSIDE	100-277V	IK 08	IP65	CRI Ra>80	30000h	x30000	Non Dimm	-10-50°C
-------------------------------	----------------------	-----------------	-----------------	-------------	---------------------	---------------	---------------	-----------------	-----------------



90°



Dark grey

TECHOLED-2 100

3022950 100W 12000lm 5000K

GENERAL INFORMATION

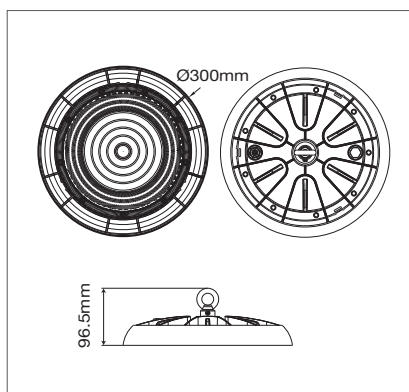
TECHOLED is a family of suspended mounting highbays equipped with SMD LEDs.

Housing (heat sink) of die-cast aluminum alloy electrostatically painted in dark grey.

Suspension ring of die-cast steel.

Available with clear polycarbonate lenses for the 90° version with cover of glass.

Constant current LED driver, equipped with shortcircuit, overload and overtemperature protections.



3 YEARS WARRANTY	LED INSIDE	100-277V	IK 08	IP65	CRI Ra>80	30000h	x30000	Non Dimm	-10-50°C
-------------------------------	----------------------	-----------------	-----------------	-------------	---------------------	---------------	---------------	-----------------	-----------------



90°



Dark grey

TECHOLED-2 150

3022960 150W 18000lm 5000K



GENERAL INFORMATION

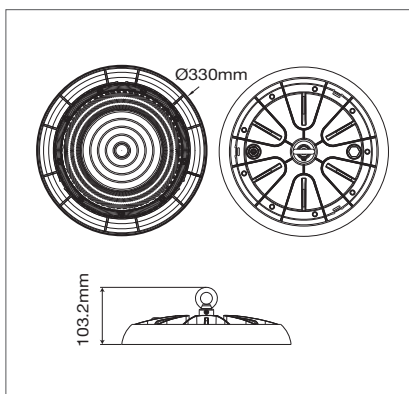
TECHOLED is a family of suspended mounting highbays equipped with SMD LEDs.

Housing (heat sink) of die-cast aluminum alloy electrostatically painted in dark grey.

Suspension ring of die-cast steel.

Available with clear polycarbonate lenses for the 90° version with cover of glass.

Constant current LED driver, equipped with shortcircuit, overload and overtemperature protections.



INDUSTRIAL LED HIGHBAYS



90°

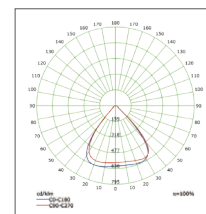


Dark grey

TECHOLED-2 200

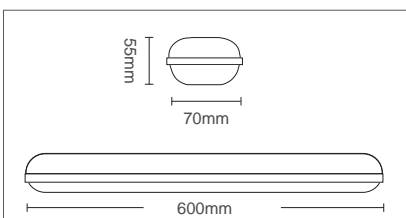
3022970 200W 24000lm 6000K

PHOTOMETRIC DIAGRAM

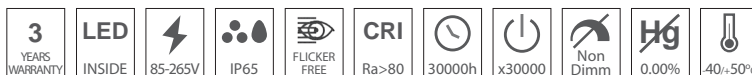


TECHNICAL SPECIFICATIONS

Power	
20W	
Luminous Flux	
2400LM	
Color Temperature	
4500K	
CRI	80
Power Factor	>95
Voltage Range	85-265V
Beam Angle	120°
Protection Class	IP65
Working Temperature	-40°C/+50°C
Main Material	ABS & PC



INDUSTRIAL TRIPROOF LED LIGHT FIXTURES

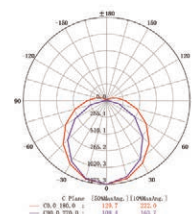


TRILINE 60

TRILINE is a family of dustproof light fittings, IP65, surface or suspended mounted, equipped with linear SMD LED modules. UV stabilized polycarbonate diffuser & ABS body. Two galvanized steel clamps for surface mounting of the luminaire. Reflector of steel sheet, electrostatically painted in white. Fixture is linkable.

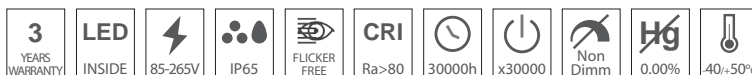
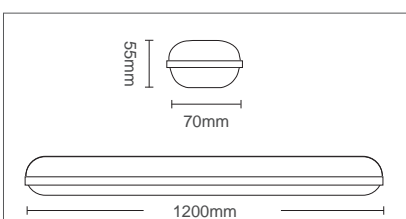
3310760 - White color

PHOTOMETRIC DIAGRAM



TECHNICAL SPECIFICATIONS

Power	
40W	
Luminous Flux	
4800LM	
Color Temperature	
4500K	
CRI	80
Power Factor	>95
Voltage Range	85-265V
Beam Angle	120°
Protection Class	IP65
Working Temperature	-40°C/+50°C
Main Material	ABS & PC

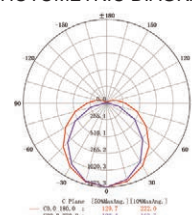


TRILINE 120

TRILINE is a family of dustproof light fittings, IP65, surface or suspended mounted, equipped with linear SMD LED modules. UV stabilized polycarbonate diffuser & ABS body. Two galvanized steel clamps for surface mounting of the luminaire. Reflector of steel sheet, electrostatically painted in white. Fixture is linkable.

3310770 - White color

PHOTOMETRIC DIAGRAM

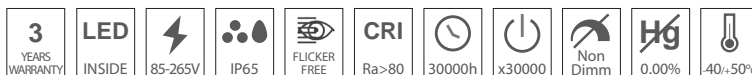
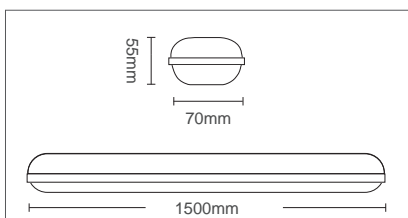




INDUSTRIAL TRIPROOF LED LIGHT FIXTURES

TECHNICAL SPECIFICATIONS

Power	
60W	
Luminous Flux	
7200LM	
Color Temperature	
4500K	
CRI	80
Power Factor	>95
Voltage Range	85-265V
Beam Angle	120°
Protection Class	IP65
Working Temperature	-40°C/+50°C
Main Material	ABS & PC


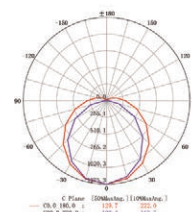


TRILINE 150

TRILINE is a family of dustproof light fittings, IP65, surface or suspended mounted, equipped with linear SMD LED modules. UV stabilized polycarbonate diffuser & ABS body. Two galvanized steel clamps for surface mounting of the luminaire. Reflector of steel sheet, electrostatically painted in white. Fixture is linkable.

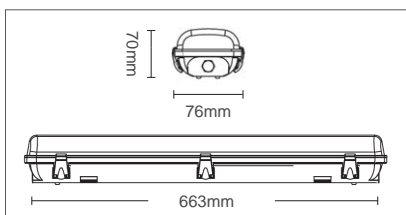
3310780 - White color

PHOTOMETRIC DIAGRAM



GENERAL INFORMATION

VIGO PC is a family of single & double triproof light fittings, IP65, surface or suspended mounted. Ready to operate with single ended led tubes (60/120/150cm), T8 G13 base. (bulbs are not included). Body made of ABS. UV stabilized polycarbonate diffuser. Two galvanized steel clamps for surface mounting of the luminaire. Two fibreglass nylon cable glands. Reflector of steel sheet, electrostatically painted in white. Equipped with stainless steel fixing clamps.



VIGO PC 601

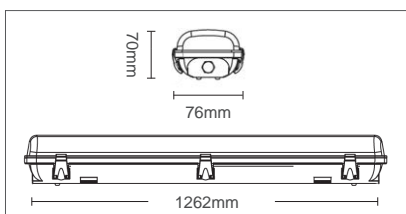
3310700 - for 1x60cm led tube single ended

clips made
of stainless
steel



GENERAL INFORMATION

VIGO PC is a family of single & double triproof light fittings, IP65, surface or suspended mounted. Ready to operate with single ended led tubes (60/120/150cm), T8 G13 base. (bulbs are not included). Body made of ABS. UV stabilized polycarbonate diffuser. Two galvanized steel clamps for surface mounting of the luminaire. Two fibreglass nylon cable glands. Reflector of steel sheet, electrostatically painted in white. Equipped with stainless steel



VIGO PC 1201

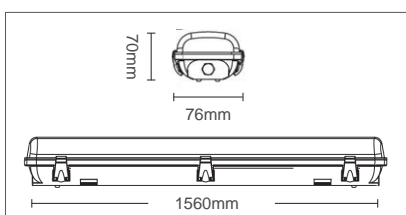
3310720 - for 1x120cm led tube single ended

clips made
of stainless
steel



GENERAL INFORMATION

VIGO PC is a family of single & double triproof light fittings, IP65, surface or suspended mounted. Ready to operate with single ended led tubes (60/120/150cm), T8 G13 base. (bulbs are not included). Body made of ABS. UV stabilized polycarbonate diffuser. Two galvanized steel clamps for surface mounting of the luminaire. Two fibreglass nylon cable glands. Reflector of steel sheet, electrostatically painted in white. Equipped with stainless steel



VIGO PC 1501

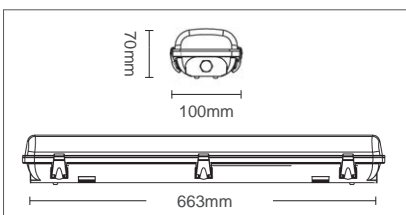
3310740 - for 1x150cm led tube single ended

clips made
of stainless
steel



GENERAL INFORMATION

VIGO PC is a family of single & double triproof light fittings, IP65, surface or suspended mounted. Ready to operate with single ended led tubes (60/120/150cm), T8 G13 base. (bulbs are not included). Body made of ABS. UV stabilized polycarbonate diffuser. Two galvanized steel clamps for surface mounting of the luminaire. Two fibreglass nylon cable glands. Reflector of steel sheet, electrostatically painted in white. Equipped with stainless steel



VIGO PC 602

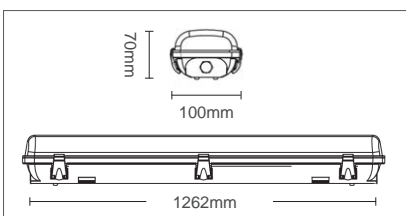
3310710 - for 2x60cm led tubes single ended

clips made
of stainless
steel



GENERAL INFORMATION

VIGO PC is a family of single & double triproof light fittings, IP65, surface or suspended mounted. Ready to operate with single ended led tubes (60/120/150cm), T8 G13 base. (bulbs are not included). Body made of ABS. UV stabilized polycarbonate diffuser. Two galvanized steel clamps for surface mounting of the luminaire. Two fibreglass nylon cable glands. Reflector of steel sheet, electrostatically painted in white. Equipped with stainless steel



VIGO PC 1202

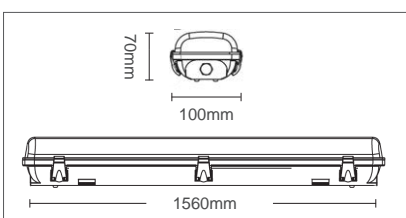
3310730 - for 2x120cm led tubes single ended

clips made
of stainless
steel



GENERAL INFORMATION

VIGO PC is a family of single & double triproof light fittings, IP65, surface or suspended mounted. Ready to operate with single ended led tubes (60/120/150cm), T8 G13 base. (bulbs are not included). Body made of ABS. UV stabilized polycarbonate diffuser. Two galvanized steel clamps for surface mounting of the luminaire. Two fibreglass nylon cable glands. Reflector of steel sheet, electrostatically painted in white. Equipped with stainless steel



VIGO PC 1502

3310750 - for 2x150cm led tubes single ended

clips made
of stainless
steel



2024-2025

**lighting
electrical
catalog**

13

URBAN LIGHTS
PARK & STREET LIGHT FIXTURES



URBAN & STREET LED LIGHTING

GENERAL INFORMATION

TIGER is a led street light luminaire with adjustable tilt angle, 0-150°. The luminaire is equipped with LUMILEDS LED modules.

Can be installed on mounting arm with Internal diameter max. $\Phi 60\text{mm}$.

Housing of die-cast aluminum, electrostatically painted in Anthracite color (RAL 7024).

Optical system with anti UV treatment polycarbonate diffuser.

Constant current waterproof LED driver.

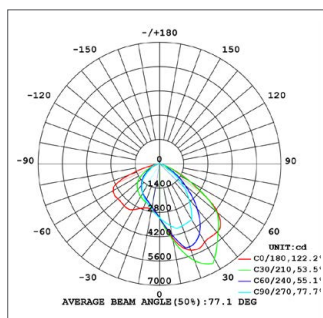
Surge protection device (4 kV) included.

Connection cable $3 \times 0.75 \text{ mm}^2$ with a length of 0,3m.



75°/130°

Anthracite RAL7016

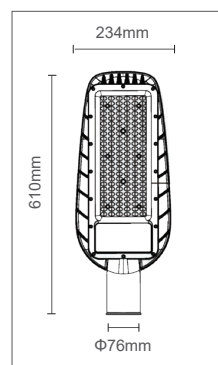
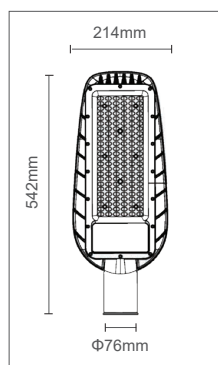
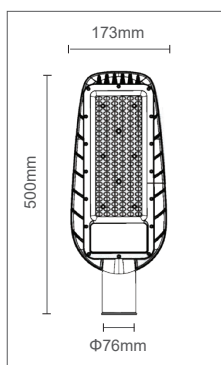
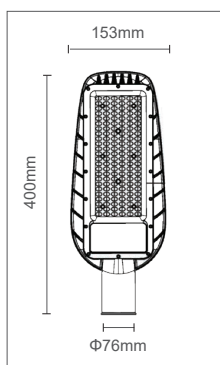
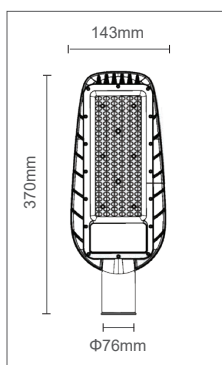


ASYMMETRIC OPTION 75°/130°

TIGER

LUMILEDS

3104400	30W	3600lm	4000K	1,6kg
3104410	30W	3600lm	6500K	1,6kg
3104420	50W	6000lm	4000K	1,8kg
3104430	50W	6000lm	6500K	1,8kg
3104440	100W	12000lm	4000K	2,0kg
3104450	100W	12000lm	6500K	2,0kg
3104460	150W	18000lm	4000K	2,2kg
3104470	150W	18000lm	6500K	2,2kg
3104480	200W	24000lm	4000K	2,5kg
3104490	200W	24000lm	6500K	2,5kg



GENERAL INFORMATION

GIRAFFE is a High lumens led street light luminaire with adjustable tilt angle, 0-90°.

The luminaire is equipped with LUMILEDS LED modules.

Can be installed on mounting arm with Internal diameter max. $\Phi 60\text{mm}$.

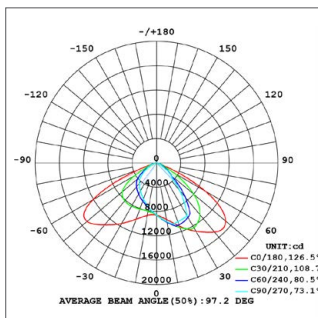
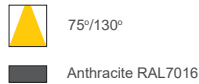
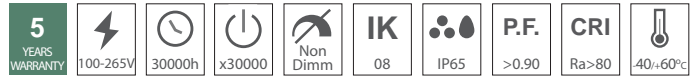
Housing of die-cast aluminum, electrostatically painted in Anthracite color (RAL 7024).

Optical system with anti UV treatment polycarbonate diffuser.

Constant current waterproof LED driver.

Surge protection device (4 kV) included.

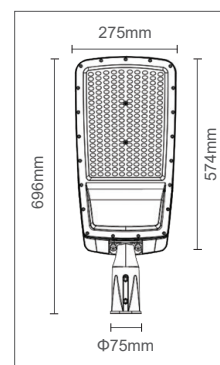
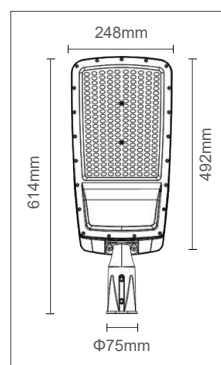
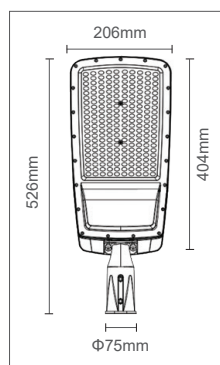
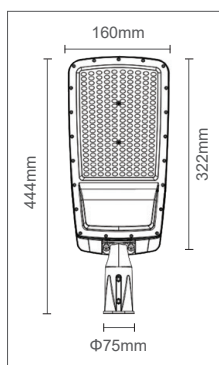
Connection cable $3 \times 0.75 \text{ mm}^2$ with a length of 0,3m.



GIRAFFE

LUMILEDS

3104500	50W	7500lm	4000K	1,8kg
3104510	50W	7500lm	6500K	1,8kg
3104520	100W	15000lm	4000K	2,3kg
3104530	100W	15000lm	6500K	2,3kg
3104540	150W	22500lm	4000K	2,7kg
3104550	150W	22500lm	6500K	2,7kg
3104560	200W	30000lm	4000K	3,1kg
3104570	200W	30000lm	6500K	3,1kg



GENERAL INFORMATION

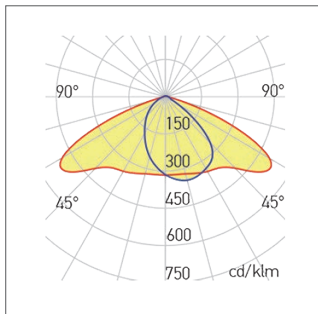
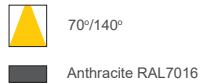
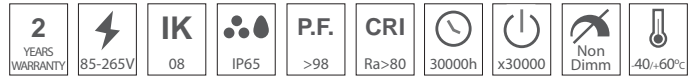
CITYLUX R are led street light luminaires with non adjustable tilt angle. The luminaires are equipped with SANAN LED modules.

Can be installed on mounting arm with Internal diameter max. $\Phi 50\text{mm}$ (for CITYLUX-R30) and $\Phi 60\text{mm}$ for the rest 2 models.

Housing of die-cast aluminum, electrostatically painted in Anthracite color (RAL 7024).

Optical system with PMMA lenses. Surge protection device (4kV) included.

Connection cable $3 \times 0.5\text{mm}^2$ with a length of 0,2m.

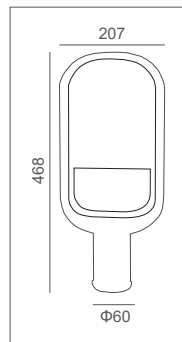
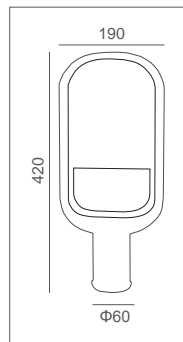
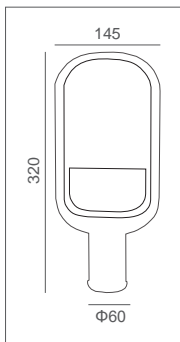


ASYMMETRIC OPTION 70°/140°

CITYLUX R



3100500	30W	3600lm	4500K
3100520	50W	6000lm	4500K
3100540	100W	1200lm	4500K





URBAN & STREET LED LIGHTING

GENERAL INFORMATION

Exclusive VITO design with 3years of warranty.
Power adjustment and CCT adjustment functions.
Direct replacement for conventional park lights.
Including bracket for easy mounting on poles.
No flicker for eye protection.

Area of application:

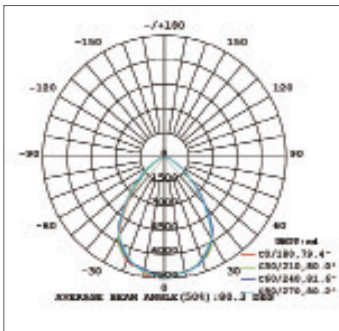
- For park lighting outdoor applications.
- Outdoor areas in parks of industrial facilities.



120°



RAL7024



ALLEY

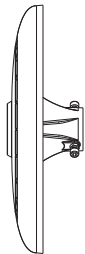
3023050

WATTS SWITCHABLE 50W / 70W / 100W

LUMENS SWITCHABLE 6500lm / 9100lm / 13000lm

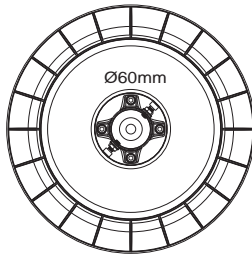
COLOR TEMP 3CCT 3000K / 4000K / 6500K

116.5mm




55mm

Ø381.7mm



Ø60mm



2024-2025

**lighting
electrical
catalog**

14

SOLAR LIGHTS

FLOODLIGHTS, STREET LIGHTS, WALL
LIGHTS & GARDEN FIXTURES

GENERAL INFORMATION

SAHARA 100, is a solar waterproof, IP65, projector equipped with SMD LEDs & photo-sensor.

Transparent diffuser.

Housing of ABS in black color. polycarbonate solar panel and glass.

New type ETFE Photovoltaic monocrystalline panel 5V - 10W.

Battery: Lithium 2xLiFePO4 3.2V 8000mAh

Charging time: 6-8h

Autonomy: 12-14h

Is equipped with remote control with the following functions:

ON - Brightness will be decreased from 100%, the light will be off after 12-14 hours.

OFF - Light off.

HIGH LIGHT - The button is effective when the light is on, the brightness will keep 165%, and light will be off after 3 hours.

SLIGHTLY LIGHT - The button is effective when the light is on, the brightness will keep 35%, and the light will be off after 12-14 hours.
2H - Keep 165% brightness, the light will be off after 2 hours.

4H - Brightness will be decreased from 100%, the light will be off after 4 hours.

6H - Brightness will be decreased from 100%, the light will be off after 6 hours.

AUTO - Brightness will be decreased from 100%, the light will be off after 12-14 hours.

OUTDOOR LED SOLAR LIGHTS



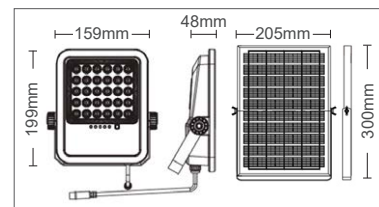
90°



Satin black

SAHARA 100

3210200 100W 1100lm 6000K



GENERAL INFORMATION

SAHARA 150, is a solar waterproof, IP65, projector equipped with SMD LEDs & photo-sensor.

Transparent diffuser.

Housing of ABS in black color. polycarbonate solar panel and glass.

New type ETFE Photovoltaic monocrystalline panel 5V - 15W.

Battery: Lithium 3xLiFePO4 3.2V 12000mAh

Charging time: 6-8h

Autonomy: 12-14h

Is equipped with remote control with the following functions:

ON - Brightness will be decreased from 100%, the light will be off after 12-14 hours.

OFF - Light off.

HIGH LIGHT - The button is effective when the light is on, the brightness will keep 165%, and light will be off after 3 hours.

SLIGHTLY LIGHT - The button is effective when the light is on, the brightness will keep 35%, and the light will be off after 12-14 hours.
2H - Keep 165% brightness, the light will be off after 2 hours.

4H - Brightness will be decreased from 100%, the light will be off after 4 hours.

6H - Brightness will be decreased from 100%, the light will be off after 6 hours.

AUTO - Brightness will be decreased from 100%, the light will be off after 12-14 hours.



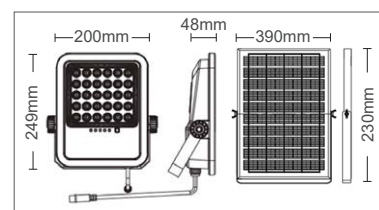
90°



Satin black

SAHARA 150

3210210 150W 1650lm 6000K



GENERAL INFORMATION

SAHARA 250, is a solar waterproof, IP65, projector equipped with SMD LEDs & photo-sensor.

Transparent diffuser.

Housing of ABS in black color. polycarbonate solar panel and glass.

New type ETFE Photovoltaic monocrystalline panel 5V - 20W.

Battery: Lithium 5xLiFePO4 3.2V 20000mAh

Charging time: 6-8h

Autonomy: 12-14h

Is equipped with remote control with the following functions:

ON - Brightness will be decreased from 100%, the light will be off after 12-14 hours.

OFF - Light off.

HIGH LIGHT - The button is effective when the light is on, the brightness will keep 165%, and light will be off after 3 hours.

SLIGHTLY LIGHT - The button is effective when the light is on, the brightness will keep 35%, and the light will be off after 12-14 hours.
2H - Keep 165% brightness, the light will be off after 2 hours.

4H - Brightness will be decreased from 100%, the light will be off after 4 hours.

6H - Brightness will be decreased from 100%, the light will be off after 6 hours.

AUTO - Brightness will be decreased from 100%, the light will be off after 12-14 hours.

OUTDOOR LED SOLAR LIGHTS



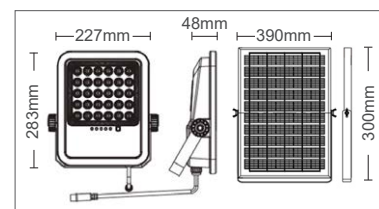
90°



Satin black

SAHARA 250

3210220 250W 2750lm 6000K



GENERAL INFORMATION

SAHARA 250, is a solar waterproof, IP65, projector equipped with SMD LEDs & photo-sensor.

Transparent diffuser.

Housing of ABS in black color. polycarbonate solar panel and glass.

New type ETFE Photovoltaic monocrystalline panel 5V - 25W.

Battery: Lithium 6xLiFePO4 3.2V 24000mAh

Charging time: 6-8h

Autonomy: 12-14h

Is equipped with remote control with the following functions:

ON - Brightness will be decreased from 100%, the light will be off after 12-14 hours.

OFF - Light off.

HIGH LIGHT - The button is effective when the light is on, the brightness will keep 165%, and light will be off after 3 hours.

SLIGHTLY LIGHT - The button is effective when the light is on, the brightness will keep 35%, and the light will be off after 12-14 hours.
2H - Keep 165% brightness, the light will be off after 2 hours.

4H - Brightness will be decreased from 100%, the light will be off after 4 hours.

6H - Brightness will be decreased from 100%, the light will be off after 6 hours.

AUTO - Brightness will be decreased from 100%, the light will be off after 12-14 hours.



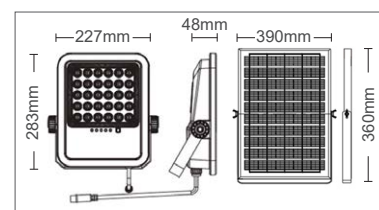
90°



Satin black

SAHARA 300

3210230 300W 3300lm 6000K



GENERAL INFORMATION

ATAKAMA 10, is a solar waterproof, IP65, projector equipped with SMD LEDs, PIR & photosensor.

Mounting arm of profiled steel board, also painted in sandblasted satin color.

Semi transparent tempered glass diffuser with a thickness of 4 mm.

Housing of ABS in black color. polycarbonate solar panel and glass.

New type PET Photovoltaic monocrystalline panel 5V.

Battery: Lithium 18650 3.7V 2200mAh - **Re-placeable**

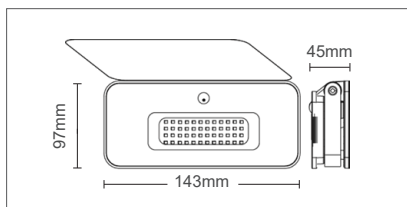
Charging time: 6-8h. Autonomy: 6-8h

Detection Distance of PIR Sensor: 3m.

Operates with Photosensor & PIR sensor.

In the dark, the light will automatically on for 30s once sensing people movement and off afterwards.

2 way button on the back - 3 steps brightness mode and CCT change.



OUTDOOR LED SOLAR LIGHTS



120°



Satin black

ATAKAMA 10



3022500 10W 1000lm 3CCT

GENERAL INFORMATION

ATAKAMA 20, is a solar waterproof, IP65, projector equipped with SMD LEDs, PIR & photosensor.

Mounting arm of profiled steel board, also painted in sandblasted satin color.

Semi transparent tempered glass diffuser with a thickness of 4 mm.

Housing of ABS in black color. polycarbonate solar panel and glass.

New type PET Photovoltaic monocrystalline panel 5.5V - 2.5V.

Battery: Lithium 18650 3.7V 2600mAh - **Re-placeable**

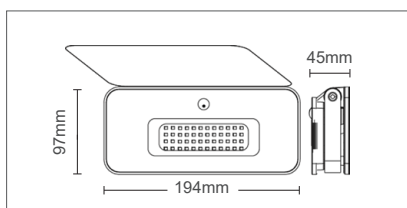
Charging time: 6-8h. Autonomy: 6-8h.

Detection Distance of PIR Sensor: 3m.

Operates with Photosensor & PIR sensor.

In the dark, the light will automatically on for 30s once sensing people movement and off afterwards.

2 way button on the back - 3 steps brightness mode and CCT change.



120°



Satin black

ATAKAMA 20



3022510 20W 1300lm 3CCT

GENERAL INFORMATION

SONORA 120, is a solar waterproof, IP65, street light fixture equipped with SMD LEDs, PIR & photosensor.

It is intended to be mounted on arm.

Housing of ABS in black color. polycarbonate solar panel and glass.

New type ETFE Photovoltaic monocrystalline panel 5V - 12W.

Battery: LiFePO4 33140 3.2V 12000mAh

Charging time: 6h, Autonomy: 12-14h

Operates with Photosensor & PIR sensor, turns on during the night when lux<5-10 & off automatically when lux >10.

Installation height: 3-6m.

Detection Distance of PIR Sensor: max 12m.

Is equiped with remote control with the following functions:

ON - Brightness will be decreased from 100%, the light will be off after 12-14 hours.

OFF - Light off.

HIGH LIGHT - The button is effective when the light is on, the brightness will keep 165%, and light will be off after 3 hours.

SLIGHTLY LIGHT - The button is effective when the light is on, the brightness will keep 35%, and the light will be off after 12-14 hours.

2H - Keep 165% brightness, the light will be off after 2 hours.

4H - Brightness will be decreased from 100%, the light will be off after 4 hours.

6H - Brightness will be decreased from 100%, the light will be off after 6 hours.

AUTO - Brightness will be decreased from 100%, the light will be off after 12-14 hours.

OUTDOOR LED SOLAR LIGHTS



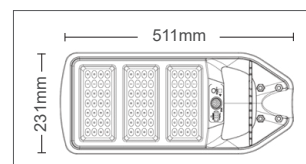
90°



Satin black

SONORA 120

3210290 120W 1800lm 6000K



GENERAL INFORMATION

SONORA 200, is a solar waterproof, IP65, street light fixture equipped with SMD LEDs, PIR & photosensor.

It is intended to be mounted on arm.

Housing of ABS in black color. polycarbonate solar panel and glass.

New type ETFE Photovoltaic monocrystalline panel 5V - 20W.

Battery: LiFePO4 3x32700 3.2V 18000mAh

Charging time: 6h, Autonomy: 12-14h

Operates with Photosensor & PIR sensor, turns on during the night when lux<5-10 & off automatically when lux >10.

Installation height: 3-6m.

Detection Distance of PIR Sensor: max 12m.

Is equiped with remote control with the following functions:

ON - Brightness will be decreased from 100%, the light will be off after 12-14 hours.

OFF - Light off.

HIGH LIGHT - The button is effective when the light is on, the brightness will keep 165%, and light will be off after 3 hours.

SLIGHTLY LIGHT - The button is effective when the light is on, the brightness will keep 35%, and the light will be off after 12-14 hours.

2H - Keep 165% brightness, the light will be off after 2 hours.

4H - Brightness will be decreased from 100%, the light will be off after 4 hours.

6H - Brightness will be decreased from 100%, the light will be off after 6 hours.

AUTO - Brightness will be decreased from 100%, the light will be off after 12-14 hours.



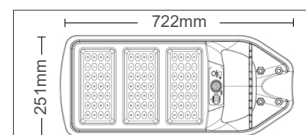
90°



Satin black

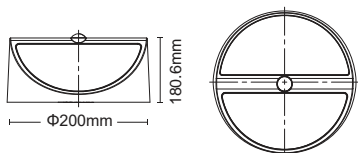
SONORA 200

3210300 200W 2700lm 6000K



GENERAL INFORMATION

SOLARIS-R is a solar waterproof, IP54, projectors equipped with SMD LEDs, PIR & photosensor.
Made of: ABS
Panel: Polycrystalline 5.5V, 1.5W
Battery: Lithium 18650 3.7V 2Ah, 7.4W
Charging Time: 4-6 hours
Discharging Time: 8 hours Constant Light Mode
Function: photosensor + PIR sensor.
Human sensor mode 1:
In the dark, it will be weak light(7%) and automatically on strong light(100%) for 30s once sensing people movement and back to weak light afterwards
Human Sensor Mode 2:
In the dark, the light will automatically on strong light(100%) for 30s once sensing people movement and off afterwards.
Light sensor mode 3:
In the dark, the light will be on consistently on weak light(7%)
Detection Distance of PIR Sensor: Max 8m.
Installation Height: 0.8-3m.



OUTDOOR LED SOLAR LIGHTS



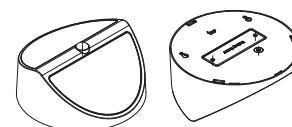
100°



Anthracite

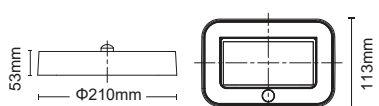
SOLARIS-R

3401180 5W 500lm 4000K



GENERAL INFORMATION

SOLARIS-S, is a solar waterproof, IP54, projectors equipped with SMD LEDs, PIR & photosensor.
Made of: ABS
Panel: Polycrystalline 5.5V, 1.5W
Battery: Lithium 18650 3.7V 2Ah, 7.4W
Charging Time: 4-6 hours
Discharging Time: 8 hours Constant Light Mode
Function: photosensor + PIR sensor.
Human sensor mode 1:
In the dark, it will be weak light(7%) and automatically on strong light(100%) for 30s once sensing people movement and back to weak light afterwards
Human Sensor Mode 2:
In the dark, the light will automatically on strong light(100%) for 30s once sensing people movement and off afterwards.
Light sensor mode 3:
In the dark, the light will be on consistently on weak light(7%)
Detection Distance of PIR Sensor: Max 8m.
Installation Height: 0.8-3m.



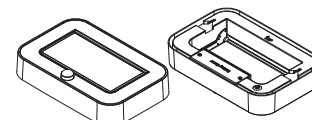
100°



Anthracite

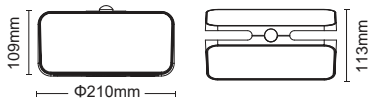
SOLARIS-R

3401190 5W 500lm 4000K



GENERAL INFORMATION

SOLARIS-S, is a solar waterproof, IP54, projectors equipped with SMD LEDs, PIR & photosensor.
Made of: ABS
Panel: Polycrystalline 5.5V, 1.5W
Battery: Lithium 18650 3.7V 2Ah, 7.4W
Charging Time: 4-6 hours
Discharging Time: 8 hours Constant Light Mode
Function: photosensor + PIR sensor.
Human sensor mode 1:
In the dark, it will be weak light(7%) and automatically on strong light(100%) for 30s once sensing people movement and back to weak light afterwards
Human Sensor Mode 2:
In the dark, the light will automatically on strong light(100%) for 30s once sensing people movement and off afterwards.
Light sensor mode 3:
In the dark, the light will be on consistently on weak light(7%)
Detection Distance of PIR Sensor: Max 8m.
Installation Height: 0.8-3m.



OUTDOOR LED SOLAR LIGHTS



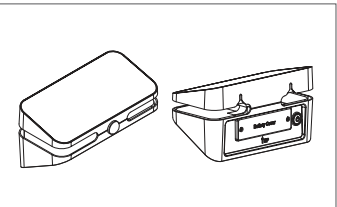
100°



Anthracite

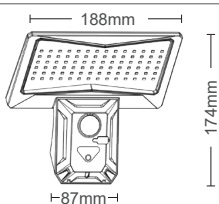
SOLARIS-T

3401200 7W 700lm 4000K



GENERAL INFORMATION

SOLIGHT P, is a solar waterproof, IP44, projectors equipped with SMD LEDs, PIR & photosensor.
Made of: ABS
Panel: Polycrystalline 5.5V, 2.6W
Battery: Lithium 18650 3.7V 1.8Ah
Charging Time: 6-8 hours
Discharging Time: 6-8 hours with sensor use
Function: photosensor + PIR sensor.
Human sensor mode 1:
In the dark, the light will be on consistently.
Human sensor mode 2:
In the dark, it will be weak light and automatically on strong light for 15s once sensing people movement and back to weak light afterwards
Light Sensor Mode 3:
In the dark, the light will automatically on for 15s once sensing people movement and off afterwards.
Detection Distance of PIR Sensor: 3-5m.
Installation Height: 2-3m.



180°



Anthracite

SOLIGHT P


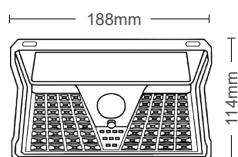
3210150 4W 550lm 6400K



OUTDOOR LED SOLAR LIGHTS

GENERAL INFORMATION

SOLIGHT V, is a solar waterproof, IP44, projector equipped with SMD LEDs, PIR & photosensor.
 Made of: ABS
 Panel: Polycrystalline 5.5V, 1W
 Battery: Lithium 18650 3.7V 2.4Ah
 Charging Time: 6-8 hours
 Discharging Time: 6-8 hours with sensor use
 Function: photosensor + PIR sensor.
 Human sensor mode 1:
 In the dark, the light will be on consistently.
 Human sensor mode 2:
 In the dark, it will be weak light and automatically on strong light for 15s once sensing people movement and back to weak light afterwards.
 Light Sensor Mode 3:
 In the dark, the light will automatically on for 15s once sensing people movement and off afterwards.
 SOS Mode 4:
 In the dark, SOS light will be on consistently.
 Detection Distance of PIR Sensor: 3-5m.
 Installation Height: 2-3m.



120°



Anthracite


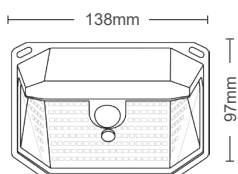
SOLIGHT V

3210160 3W 170lm 6400K



GENERAL INFORMATION

SOLIGHT T, is a solar waterproof, IP44, projector equipped with SMD LEDs, PIR & photosensor.
 Made of: ABS
 Panel: Polycrystalline 5.5V, 0.33W
 Battery: Lithium 18650 3.7V 1.2Ah
 Charging Time: 6-8 hours
 Discharging Time: 6-8 hours with sensor use
 Function: photosensor + PIR sensor.
 Human sensor mode 1:
 In the dark, the light will be on consistently.
 Human sensor mode 2:
 In the dark, it will be weak light and automatically on strong light for 15s once sensing people movement and back to weak light afterwards.
 Light Sensor Mode 3:
 In the dark, the light will automatically on for 15s once sensing people movement and off afterwards.
 Detection Distance of PIR Sensor: 3-5m.
 Installation Height: 2-3m.



180°



Anthracite

SOLIGHT T



3210170 1W 170lm 6400K



OUTDOOR LED SOLAR LIGHTS

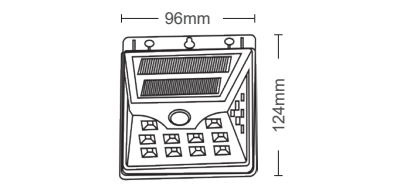
GENERAL INFORMATION

SOLIGHT W, is a solar waterproof, IP44, projector equipped with SMD LEDs, PIR & photosensor.
Made of: ABS
Panel: Polycrystalline 5.5V, 0.3W
Battery: Lithium 18650 3.7V 1.2Ah
Charging Time: 6-8 hours
Discharging Time: 6-8 hours with sensor use
Function: photosensor + PIR sensor.
Human Sensor Mode: In the dark, the light will automatically on for 15s once sensing people movement and off afterwards.
Detection Distance of PIR Sensor: 3-5m
Installation Height: 3-5m




SOLIGHT W

3210180 1W 110lm 6400K



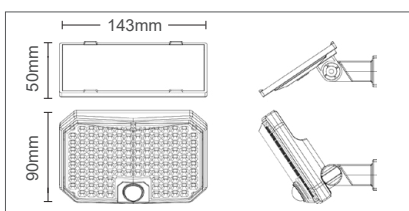
GENERAL INFORMATION

SOLUX W, is a solar waterproof, IP44, projector equipped with SMD LEDs, PIR & photosensor.
Transparent polycarbonate diffuser with a thickness of 4 mm.
New type ETFE Photovoltaic polycrystalline polycarbonate panel 5.5V - 1.65W.
Battery: 18650 3.7V 1850mAh.
Charging time: 8-10h
Autonomy: 8-12h
Function: photosensor + PIR sensor.
Human sensor mode 1: In the dark, the light will be on consistently.
Human sensor mode 2: In the dark, it will be weak light and automatically on strong light for 15s once sensing people movement and back to weak light afterwards.
Light Sensor Mode 3: In the dark, the light will automatically on for 15s once sensing people movement and off afterwards.
- Detection Distance of PIR Sensor: 3-5m.



SOLUX W

3210340 2W 450lm 6000K



GENERAL INFORMATION

SOLIGHT F, is a solar waterproof, IP44, projector equipped with SMD LEDs, PIR & photosensor.

Made of: ABS

Panel: Polycrystalline 5.5V, 2W

Battery: Lithium 18650 3.7V 1.8Ah

Charging Time: 6-8 hours

Discharging Time: 6-8 hours with sensor use

Function: photosensor + radar sensor.

Human sensor mode:

In the dark, it will be weak light and automatically on strong light for 15s once sensing people movement

and back to weak light afterwards.

Detection Distance of PIR Sensor: 3-5m

Installation Height: 2-3m

OUTDOOR LED SOLAR LIGHTS



90°

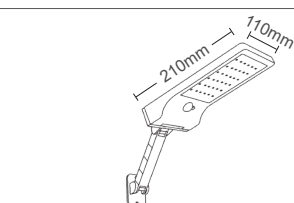


Satin black



SOLIGHT F

3210190 3W 440lm 6400K



GENERAL INFORMATION

KALAHARI, is a solar waterproof, IP65, fixture equipped with SMD LEDs, photosensor.

Transparent glass diffuser with a thickness of 4 mm.

Housing of ABS in black color.

Polycarbonate solar panel.

New type ETFE Photovoltaic polycrystalline panel 5V - 1.6W.

Battery: LiFePO4 3.2V 1800mAh.

Charging time: 4-6h

Autonomy: 10-12h

Operates with Photosensor, turns on & off automatically.

Light beam direction by 4 sides.



40°

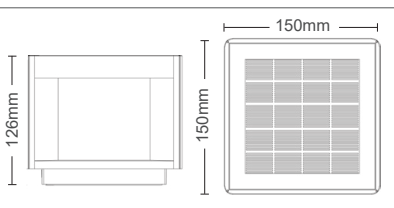


Satin black



KALAHARI

3210280 2W 100lm 3CCT



GENERAL INFORMATION

SOLUX F, is a solar waterproof, IP44, wall fixture equipped with SMD LEDs & photosensor.
Transparent polycarbonate diffuser with a thickness of 4 mm.

Housing of ABS in black color.

Polycarbonate solar panel.

New type ETFE Photovoltaic polycrystalline panel 2V - 0.33W.

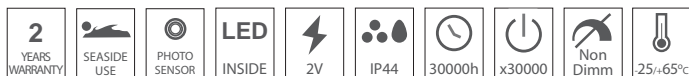
Battery: AA 1.2V 600mAh, NiCd

Charging time: 6-8h

Autonomy: 8-10h

Operates with Photosensor, turns on automatically when detects lux<5 & off when lux>5.

OUTDOOR LED SOLAR LIGHTS



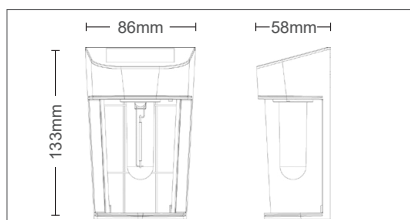
180°



Satin black

SOLUX F

3210310 1W 20lm 3000K



GENERAL INFORMATION

SOLUX P, is a solar waterproof, IP44, garden fixture equipped with SMD LEDs & photo-sensor.

Transparent polycarbonate diffuser with a thickness of 4 mm.

Housing of ABS in black color.

Polycarbonate solar panel.

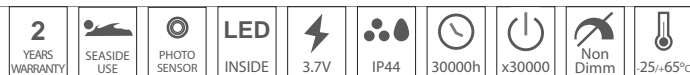
New type ETFE Photovoltaic polycrystalline panel 2V - 0.4W.

Battery: 18650 3.7V 1200mAh

Charging time: 6-8h

Autonomy: 8-10h

Operates with Photosensor, turns on automatically when detects lux<5 & off when lux>5.



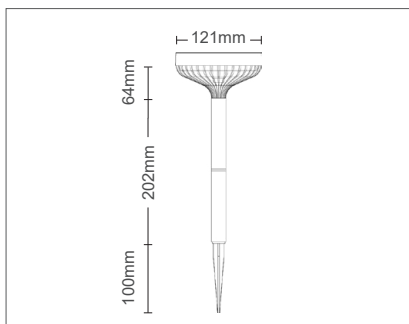
360°



Satin black

SOLUX P

3210320 1W 50lm 6000K



GENERAL INFORMATION

SOLUX S, is a solar waterproof, IP44, garden fixture equipped with SMD LEDs, & photo-sensor.

Transparent polycarbonate diffuser with a thickness of 4 mm.

Housing of ABS in black color.

Polycarbonate solar panel.

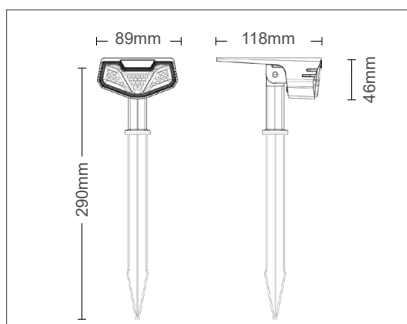
New type ETFE Photovoltaic polycrystalline panel 5V - 0.09W.

Battery: 18650 3.7V 1500mAh

Charging time: 6-8h

Autonomy: 6-8h

Operates with Photosensor, turns on automatically when detects lux<5 & off when lux>5.



OUTDOOR LED SOLAR LIGHTS



120°



Satin black

SOLUX S

3210330 1W 150lm 6000K

GENERAL INFORMATION

VICTORIA, is a solar waterproof, IP65, led strip set, with remote control.

Housing of ABS in black color.

Polycarbonate solar panel.

New type ETFE Photovoltaic monocrystalline panel 5V - 1.6W.

Battery: Lithium LiFePO4 3.2V 1800mAh

Charging time: 4-6h.

Autonomy: 12-14h

Is equipped with remote control with the following functions:

ON - Light ON and enter to AUTO mode.

OFF - Light off.

HIGH LIGHT - Brightness will be gradually decreased from 100%, light off after 12-14.

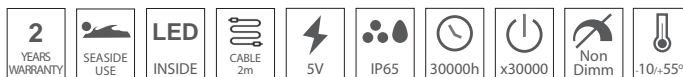
SLIGHTLY LIGHT - Brightness will be gradually decreased from 40%, light off after 12-14 hours.

3H - Brightness will be gradually decreased from 100%, light off after 3.

6H - Brightness will be gradually decreased from 100%, light off after 6.

MODE - Single color: always on—«breathing»—* flash—>slow flash.

AUTO - Brightness will be gradually decreased from 100%, light off after 12-14



120°



Satin black

VICTORIA

3210240	18W	900lm	5m	3000K
3210250	18W	900lm	5m	6000K
3210260	40W	2000lm	10m	3000K
3210270	40W	2000lm	10m	6000K



GENERAL INFORMATION

VICTORIA RGB, is a solar waterproof, IP65, led strip set, with remote control.

Housing of ABS in black color.

Polycarbonate solar panel.

New type ETFE Photovoltaic monocrystalline panel 5V - 1.6W.

Battery: Lithium LiFePO4 3.2V 1800mAh

Charging time: 4-6h.

Autonomy: 12-14h

Is equipped with remote control with the following functions:

ON - Light ON and enter to AUTO mode.

OFF - Light off.

HIGH LIGHT - Brightness will be gradually decreased from 100%, light off after 12-14.

SLIGHTLY LIGHT - Brightness will be gradually decreased from 40%, light off after 12-14 hours.

3H - Brightness will be gradually decreased from 100%, light off after 3.

6H - Brightness will be gradually decreased from 100%, light off after 6.

MODE - Single color: always on—«breathing»—* flash—>slow flash.

AUTO - Brightness will be gradually decreased from 100%, light off after 12-14

OUTDOOR LED SOLAR LIGHTS



120°




Satin black



VICTORIA RGB

3210241 18W 900Lm 5m RGB



2024-2025

**lighting
electrical
catalog**

15

PORTABLE & EMERGENCY LIGHTS

TORCHES, NIGHT LAMPS & EXIT

GENERAL INFORMATION

LAMPAS is a family of rechargeable portable led torches.

LAMPAS 13 is a two way light sources, side light (145Lm & 2W) torch (300Lm & 5W), total 7W output power.

Characteristics:

Battery: Lead-Acid 4V 1600mAh

Charging time: 12 - 15h

Discharging time: 4h for the side light, 2h for the torch.

Non-slip Grip.

Class II.

Color: Red & black.

Dimensions: Ø91x287mm.

2 pin power cable with euro plug and 0.5m long for charging included in the package.



5000470 7W (5+2w) 445lm 6000K

LAMPAS 13

GENERAL INFORMATION

LAMPAS is a family of rechargeable portable led torches.

LAMPAS 9 is a one way light source with 2 functions: High (150Lm), Low (55Lm), total 3W output power.

Characteristics:

Battery: Lead Acid 4V 900mAh

220-240V Charging.

DC Operating.

Charging time: 10 - 12h

Discharging time: 2.5 - 6h

Non-slip Grip.

Class II. Color: Yellow & black.

Dimensions: Ø78x230mm.

2 pin power cable with euro plug and 0.5m long for charging included in the package.



5000430 3W 150lm 6000K

LAMPAS 9

GENERAL INFORMATION

LAMPAS is a family of rechargeable portable led torches.

LAMPAS 11 is a one way light source with 2 functions: High (125Lm), Low (40Lm), total 3W output power.

Characteristics:

Battery: Lead Acid 4V 400mAh

DC Charging.

DC Operating.

Charging time: 10 - 12h

Discharging time: 1 - 4h

Non-slip Grip.

Class II. Color: Green & black.

Dimensions: Ø65x190mm.

Built in euro plug for direct charging.



5000450 3W 125lm 6000K

LAMPAS 11

GENERAL INFORMATION

LAMPAS is a family of rechargeable portable led torches.

LAMPAS 1 is a one way light source with 3 functions: High (500Lm) / Mid (200Lm) / Low (50Lm), total 25W output power.

Characteristics:

Battery: Li-ion 3.7V 2000mAh

DC Charging.

DC Operating.

Charging time: 4 - 6h

Discharging time: 1.5 - 20h

Class II.

Color: Yellow.

Hook on the handle.

Dimensions: Φ 110x190mm.

USB Charging cable 0.5m included.



5000360

25W

500lm

6000K

LAMPAS 1

GENERAL INFORMATION

LAMPAS is a family of rechargeable portable led torches.

LAMPAS 2 is a two way light sources, side light (500Lm & 6W) torch (50Lm & 0.5W), total 6.5W output power.

Characteristics:

Battery: Lead-Acid 4V 900mAh

220-240V Charging. DC Operating.

Charging time: 12 - 15h

Discharging time: 2.5h (side light), 7h (torch).

Autonomy: 7h

Sliding hook on top.

Class II. Color: Yellow & white.

Dimensions: 148x58x42mm.

2 pin power cable with euro plug and 0.5m long for charging included in the package.



5000370

6.5W (6+0.5W)

500lm

6000K

LAMPAS 2

GENERAL INFORMATION

LAMPAS is a family of rechargeable portable led torches.

LAMPAS 11 is a two way light sources, side light (140Lm & 19W) torch (140Lm & 3W), total 22W output power.

Characteristics:

Battery: Li-ion 3.7V 1800mAh

DC Charging.

DC Operating.

Charging time: 6 - 8h

Discharging time: 1.5h - 40h (side light),

3.5 - 80h (torch).

Class III.

Color: White & grey.

Dimensions: Φ 83x202mm.

USB Charging cable 0.5m included.



5000410

22W (19+3W)

280lm

6000K

LAMPAS 11

GENERAL INFORMATION

LAMPAS is a family of rechargeable portable led torches.

LAMPAS 8 is a two way light sources, folding internal side light (140Lm & 3W) torch (50Lm & 1.4W), total 4.4W output power.

Characteristics:

Battery: Li-ion 3.7V 1200mAh.

DC Charging.

DC Operating.

Charging time: 4 - 6h

Discharging time: 5h (side light), 2 - 10h (torch).

Class III.

Color: White & grey.

Dimensions: Ø67x180mm.

USB Charging cable 0.5m included in the package.



5000420 4.4W (3+1.4w) 190lm 6000K

LAMPAS 8

GENERAL INFORMATION

FLASH is a family of portable led flash lights.

FLASH 1 is a two way light sources, internal side light COB (150Lm & 2W) torch XPE with zoomable head (50Lm & 1W), total 3W output power.

Characteristics:

Battery: Li-ion 14500 400mAh

DC Charging.

DC Operating.

Charging time: 6h

Discharging time: 6h

Class III.

Color: Black

Dimensions: Ø25x92mm.

USB Charging cable 0.5m included in the package.



5000480 3W 200lm 6000K

FLASH 1

GENERAL INFORMATION

FLASH is a family of portable led flash lights.

FLASH 2 is a one way light source, torch (15Lm & 1W).

Characteristics:

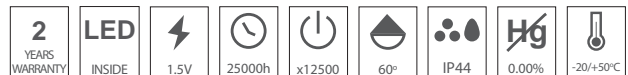
Operating time: 4h.

Beam range: 15m.

Battery: 2xAA (not included).

Color: Black

Dimensions: Ø42x150mm.



5000490 1W 15lm 6000K

FLASH 2

GENERAL INFORMATION

FLASH is a family of portable led flash lights.
FLASH 3 is a one way light source, torch
(200Lm & 3W).

Characteristics:

Operating time: 6h.

Beam range: 15m.

Battery: 3xAA (not included).

Hook for hanging.

Magnet on the back side.

Color: Black & orange

Dimensions: 290x60x37mm.

Made of ABS & rubber.

2 YEARS WARRANTY	LED INSIDE	⚡ 1.5V	⌚ 25000h	⏻ x12500	⬆️ 60°	💧 IP44	⚡ 0.00%	🌡️ -20/+50°C
------------------------	---------------	-----------	-------------	-------------	-----------	-----------	------------	-----------------



5000500

3W

200lm

6000K

FLASH 3

GENERAL INFORMATION

FLASH is a family of portable led flash lights.
FLASH 4 is a two way light source, front side
(120Lm & 1W).

Characteristics:

Operating time: 6h.

Beam range: 15m.

Battery: 3xAA (not included).

Hook for hanging.

Magnet on the back side.

Color: Black.

Dimensions: 210x60x30mm.

Made of ABS & rubber.

2 YEARS WARRANTY	LED INSIDE	⚡ 1.5V	⌚ 25000h	⏻ x12500	⬆️ 90°	💧 IP44	⚡ 0.00%	🌡️ -20/+50°C
------------------------	---------------	-----------	-------------	-------------	-----------	-----------	------------	-----------------



5000510

1W

120lm

6000K

FLASH 4

GENERAL INFORMATION

FLASH is a family of portable led flash lights.
FLASH 5 is a headlight with two way sources,
top light COB (40Lm & 1W) torch (80Lm & 2W),
total 3W output power.

Characteristics:

Battery: Li-ion 18650.

DC Charging.

DC Operating.

Charging time: 6h

Discharging time: 5h

Beam range: 50m.

Class III.

Magnet on the right side.

Dimensions: Φ25x92mm.

USB Charging cable 0.5m included in the
package.

2 YEARS WARRANTY	RECH/BLE	LED INSIDE	⚡ 5V	⌚ 25000h	⏻ x12500	⬆️ 60°	💧 IP44	⚡ 0.00%	🌡️ -20/+50°C
------------------------	----------	---------------	---------	-------------	-------------	-----------	-----------	------------	-----------------



5000520

3W (1+2W)

120lm

6000K

FLASH 5

GENERAL INFORMATION

BEE is an RGB night lamp.
Operating with Photocell sensor. When the luminosity in the room is less than 20lux then automatically switches ON.- The body of the bee glows yellow and the wings changing RGB colors randomly.
Color: Black & orange
Dimensions: 130x90mm.
Made of ABS & polycarbonate.



5200570 0.4W 50lm RGB

BEE

GENERAL INFORMATION

OWL is a modern night lamp.
Operating with Photocell sensor. When the luminosity in the room is less than 20lux then automatically switches ON.
Color: Green & white
Dimensions: 96x95mm.
Made of NON FLAMABLE ABS.



5200690 0.5W 50lm 6000K

OWL

GENERAL INFORMATION

SUN is an all time classic night lamp.
Operating with ON/OFF switch.
Available in 3 different kelvins.
Color: White & transparent.
Dimensions: Φ65mm.
Made of PS & ABS.



5200460	0.4W	50lm	6400K
5200430	0.4W	30lm	BLUE
5200450	0.4W	40lm	PINK

SUN

GENERAL INFORMATION

ROSE is an all time classic night lamp.
Operating with ON/OFF switch.
Available in 3 different kelvins.
Color: White & transparent.
Dimensions: $\Phi 55\text{mm}$.
Made of PS & ABS.

2 YEARS WARRANTY	LED INSIDE	⚡ 220-240V	🕒 15000h	🔌 x12500	🌑 180°	💧 IP20	☢️ 0.00%	🌡️ -10/+50°C
------------------------	---------------	---------------	-------------	-------------	-----------	-----------	-------------	-----------------



ROSE

5200380	0.4W	50lm	6400K
5200350	0.4W	30lm	BLUE
5200360	0.4W	40lm	GREEN

GENERAL INFORMATION

BUTTERFLY is an all time classic night lamp.
Operating with ON/OFF switch.
Available in 3 different kelvins.
Color: White & transparent.
Dimensions: 72x55mm.
Made of PS & ABS.

2 YEARS WARRANTY	LED INSIDE	⚡ 220-240V	🕒 15000h	🔌 x12500	🌑 180°	💧 IP20	☢️ 0.00%	🌡️ -10/+50°C
------------------------	---------------	---------------	-------------	-------------	-----------	-----------	-------------	-----------------



BUTTERFLY

5200420	0.3W	50lm	6400K
5200390	0.3W	30lm	BLUE
5200400	0.3W	40lm	GREEN

GENERAL INFORMATION

HEART is an all time classic night lamp.
Operating with ON/OFF switch.
Available in 2 different kelvins.
Color: White & transparent.
Dimensions: 56x55mm.
Made of PS & ABS.

2 YEARS WARRANTY	LED INSIDE	⚡ 220-240V	🕒 15000h	🔌 x12500	🌑 180°	💧 IP20	☢️ 0.00%	🌡️ -10/+50°C
------------------------	---------------	---------------	-------------	-------------	-----------	-----------	-------------	-----------------



HEART

5200500	0.3W	50lm	6400K
5200470	0.3W	30lm	BLUE

EMERGENCY LED LIGHTS

GENERAL INFORMATION

EXIT 10 is a rechargeable emergency fixture equipped with SMD LEDs.

2 in 1, can be used as pendant or surface mounted.

Battery: Lithium 14500 3.7V 500mAh.

AC Charging.

DC Operating.

Charging time: 12-15h,

Discharging time: 10h.

Class II.

Housing of ABS, diffuser of PS.

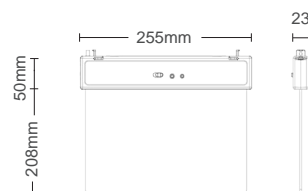
Exit & other stickers are included.

EU plug with 40cm cable included in the package.



5020140	2W	100lm	6500K	exit text
5020150	2W	100lm	6500K	right arrow down
5020160	2W	100lm	6500K	arrow
5020170	2W	100lm	6500K	up arrow
5020141	2W	100lm	6500K	all signs included

EXIT 10



GENERAL INFORMATION

EXIT C is a rechargeable emergency fixture equipped with SMD LEDs.

Can be used for surface mounted.

It is waterproof, IP65, which means can be used outdoor.

Easy opening of the difusser with 2 pop-up buttons.

Battery: LiFePO4 3.2V 600mAh.

AC Charging.

DC Operating.

Charging time: 6-8h,

Discharging time: 3h.

Class II.

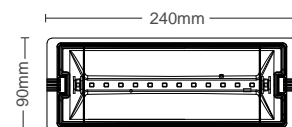
Housing of ABS, difusser of PC.

Exit & other stickers are included.



5020130	3W	150lm	6500K
---------	----	-------	-------

EXIT C

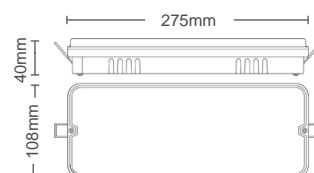


EMERGENCY LED LIGHTS

GENERAL INFORMATION

EXIT 12L is a rechargeable emergency fixture equipped with SMD LEDs.
Can be used for surface mounted.
It is waterproof, IP65, which means can be used outdoor.
1 step of lighting: 100% 160Lm.
Battery: Lithium 18650 3.7V 1200mAh.
AC Charging.
DC Operating.
Charging time: 24h,
Discharging time: 3h.
Class II.
Housing of ABS, difusser of PS.
Exit & other stickers are included.
EU plug with 40cm cable included in the package.

5020100 2W 160lm 6500K

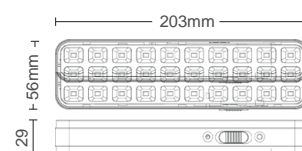


EXIT 12

GENERAL INFORMATION

XIT 30L is a rechargeable emergency fixture equipped with SMD LEDs.
2 steps of lighting: 100% 160Lm, 50% 80Lm
Battery: Lithium 18650 3.7V 1200mAh.
AC Charging.
DC Operating.
Charging time: 24h,
Discharging time: 3h (high), 6h(low)
Class II.
Housing of ABS, difusser of PS.
Exit & other stickers are included.
EU plug with 40cm cable included in the package.

5020090 2W 160lm 6500K



EXIT 30

GENERAL INFORMATION

EXIT 60 is a rechargeable emergency fixture equipped with SMD LEDs.
2 steps of lighting: 100% 320Lm, 50% 160Lm
Battery: Lithium 18650 3.7V 2000mAh.
AC Charging.
DC Operating.
Charging time: 24h,
Discharging time: 3h (high), 6h(low)
Class II.
Housing of ABS, difusser of PS.
Exit & other stickers are included.
EU plug with 75cm cable included in the package.

5020120 4W 320lm 6500K



EXIT 60

GENERAL INFORMATION

PUPIL is a portable rechargeable LED desk lamp with 3CCT.

Characteristics:

Battery: Li-ion 3.7V 1250mAh

DC Charging.

DC Operating.

Touch control.

3CCT changing color by a touch button.

Charging time: 8-10h

Discharging time: 4-5h

Class III.

Color: White and Green with white

Dimensions: 340x136mm.

USB Charging cable 0.5m included in the package.



PUPIL

5301600	6W	150lm	3CCT
5301610	6W	150lm	3CCT

GENERAL INFORMATION

SPARKY is a portable rechargeable LED lantern lamp ideal for gardens.

Characteristics:

Battery: 18650 3.7V 1200mAh

DC Charging.

DC Operating.

Charging time: 3-4h

Discharging time: 30h

Class III.

Color: Green.

Made of ABS & PC.

USB Charging cable 1.2m included in the package.



SPARKY

5010280	5W	20lm	1600K
---------	----	------	-------

16

BULBS

GENERAL INFORMATION

LEDISONE 2 CLEAR is a family of filament bulbs. They provide High brightness with 3 different light options, brings you comfortable atmosphere, suitable for home, bedroom, kitchen and dining room decorations.

This A60 model with E27 socket for 360° light beam-angle as desired lighting flexibility.

It's ready to be operated with its easy use.

Contain no mercury, no UV & IR, no dazzling, flicker-free, outstanding heat dissipation materials.

1514430	8W	≈67W	1000lm	2700K
1514440	8W	≈68W	1016lm	4000K
1514450	8W	≈69W	1040lm	6400K
1518200	10W	≈74W	1110lm	2700K
1518210	10W	≈85W	1270lm	4000K



E



LEDISONE 2 CLEAR A60

GENERAL INFORMATION

LEDISONE 2 CLEAR is a family of filament bulbs. They provide High brightness with 2 different light options, brings you comfortable atmosphere, suitable for home, bedroom, kitchen and dining room decorations.

This G45 model with E27 socket for 360° light beam-angle as desired lighting flexibility.

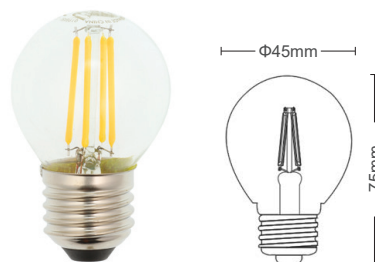
It's ready to be operated with its easy use.

Contain no mercury, no UV & IR, no dazzling, flicker-free, outstanding heat dissipation materials.

1514550	4W	≈35W	520lm	2700K
1514560	4W	≈35W	532lm	4000K
1518300	6W	≈48W	726lm	2700K
1518310	6W	≈49W	738lm	4000K



E



LEDISONE 2 CLEAR G45

GENERAL INFORMATION

LEDISONE 2 CLEAR is a family of filament bulbs. They provide High brightness with 2 different light options, brings you comfortable atmosphere, suitable for home, bedroom, kitchen and dining room decorations.

This ST64 model with E27 socket for 360° light beam-angle as desired lighting flexibility.

It's ready to be operated with its easy use.

Contain no mercury, no UV & IR, no dazzling, flicker-free, outstanding heat dissipation materials.

1514580	8W	≈67W	1000lm	2700K
1514590	8W	≈68W	1016lm	4000K



E



LEDISONE 2 CLEAR ST64

GENERAL INFORMATION

LEDISONE 2 CLEAR is a family of filament bulbs. They provide High brightness with 2 different light options, brings you comfortable atmosphere, suitable for home, bedroom, kitchen and dining room decorations.

This G95 model with E27 socket for 360° light beam-angle as desired lighting flexibility.

It's ready to be operated with its easy use.

Contain no mercury, no UV & IR, no dazzling, flicker-free, outstanding heat dissipation materials.


E


1514610	8W	≈66W	976lm	2700K
1514620	8W	≈67W	1000lm	4000K

LEDISONE 2 CLEAR G95


GENERAL INFORMATION

LEDISONE 2 CLEAR is a family of filament bulbs. They provide High brightness with 3 different light options, brings you comfortable atmosphere, suitable for home, bedroom, kitchen and dining room decorations.

This C35 model with E14 socket for 360° light beam-angle as desired lighting flexibility.

It's ready to be operated with its easy use.

Contain no mercury, no UV & IR, no dazzling, flicker-free, outstanding heat dissipation materials.


E


1514460	4W	≈35W	520lm	2700K
1514470	4W	≈35W	532lm	4000K
1514480	4W	≈36W	540lm	6000K
1518220	6W	≈48W	726lm	2700K
1518230	6W	≈49W	738lm	4000K

LEDISONE 2 CLEAR C35


GENERAL INFORMATION

LEDISONE 2 CLEAR is a family of filament bulbs. They provide High brightness with 3 different light options, brings you comfortable atmosphere, suitable for home, bedroom, kitchen and dining room decorations.

This G45 model with E14 socket for 360° light beam-angle as desired lighting flexibility.

It's ready to be operated with its easy use.

Contain no mercury, no UV & IR, no dazzling, flicker-free, outstanding heat dissipation materials.

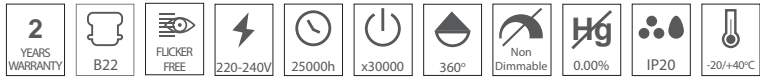

E


1514520	4W	≈35W	520lm	2700K
1514530	4W	≈35W	532lm	4000K
1518280	6W	≈48W	726lm	2700K
1518290	6W	≈49W	738lm	4000K
1519080	6W	≈50W	750lm	6000K

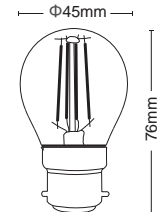
LEDISONE 2 CLEAR G45

GENERAL INFORMATION

LEDISONE 2 CLEAR is a family of filament bulbs. They provide High brightness, brings you comfortable atmosphere, suitable for home, bedroom, kitchen and dining room decorations. This G45 model with B22 socket for 360° light beam-angle as desired lighting flexibility. It's ready to be operated with its easy use. Contain no mercury, no UV & IR, no dazzling, flicker-free, outstanding heat dissipation materials.



E



1519840 6W =50W 726lm 2700K

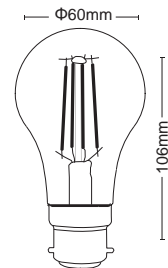
LEDISONE 2 CLEAR G45 B22

GENERAL INFORMATION

LEDISONE 2 CLEAR is a family of filament bulbs. They provide High brightness, brings you comfortable atmosphere, suitable for home, bedroom, kitchen and dining room decorations. This G45 model with B22 socket for 360° light beam-angle as desired lighting flexibility. It's ready to be operated with its easy use. Contain no mercury, no UV & IR, no dazzling, flicker-free, outstanding heat dissipation materials.



E



1519850 8W =70W 1000lm 2700K

LEDISONE 2 CLEAR A60 B22

GENERAL INFORMATION

LEDISONE 2 CLEAR DIM is a family of filament dimmable bulbs. They provide High brightness with 2 different light options, brings you comfortable atmosphere, suitable for home, bedroom, kitchen and dining room decorations. This C35 model with E14 socket for 360° light beam-angle as desired lighting flexibility. It is compatible with the most dimmers in the market. Contain no mercury, no UV & IR, no dazzling, flicker-free, outstanding heat dissipation materials.




1518340	6W	≈50W	660lm	2700K
1518350	6W	≈50W	666lm	4000K

LEDISONE 2 CLEAR C35 DIM

GENERAL INFORMATION

LEDISONE 2 CLEAR DIM is a family of filament dimmable bulbs. They provide High brightness with 2 different light options, brings you comfortable atmosphere, suitable for home, bedroom, kitchen and dining room decorations. This G45 model with E14 socket for 360° light beam-angle as desired lighting flexibility. It is compatible with the most dimmers in the market. Contain no mercury, no UV & IR, no dazzling, flicker-free, outstanding heat dissipation materials.




1518360	6W	≈50W	660lm	2700K
1518370	6W	≈50W	660lm	4000K

LEDISONE 2 CLEAR G45 DIM

GENERAL INFORMATION

LEDISONE 2 CLEAR DIM is a family of filament dimmable bulbs. They provide High brightness with 2 different light options, brings you comfortable atmosphere, suitable for home, bedroom, kitchen and dining room decorations. This A60 model with E27 socket for 360° light beam-angle as desired lighting flexibility. It is compatible with the most dimmers in the market. Contain no mercury, no UV & IR, no dazzling, flicker-free, outstanding heat dissipation materials.



1518320	8W	≈68W	1016lm	2700K
1518330	8W	≈69W	1040lm	4000K

LEDISONE 2 CLEAR A60 DIM

GENERAL INFORMATION

LEDISONE 2 RETRO is a family of filament dimmable bulbs. They provide High brightness. Available only in warm white color. Brings you comfortable atmosphere, suitable for home, bedroom, kitchen and dining room decorations.

This C35 model with E14 socket for 360° light beam-angle as desired lighting flexibility.

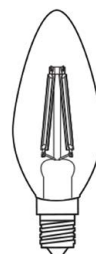
It is compatible with the most dimmers in the market.

Contain no mercury, no UV & IR, no dazzling, flicker-free, outstanding heat dissipation materials.

1514650 4W ≈35W 432lm 2500K



Φ35mm



97mm

LEDISONE 2 RETRO C35TW DIM

GENERAL INFORMATION

LEDISONE 2 RETRO is a family of filament dimmable bulbs. They provide High brightness. Available only in warm white color. Brings you comfortable atmosphere, suitable for home, bedroom, kitchen and dining room decorations.

This G95 model with E27 socket for 360° light beam-angle as desired lighting flexibility.


It is compatible with the most dimmers in the market.

Contain no mercury, no UV & IR, no dazzling, flicker-free, outstanding heat dissipation materials.

1513900 8W ≈60W 880lm 2500K



Φ95mm



137mm

LEDISONE 2 RETRO G95 DIM

GENERAL INFORMATION

LEDISONE 2 RETRO is a family of filament dimmable bulbs. They provide High brightness. Available only in warm white color. Brings you comfortable atmosphere, suitable for home, bedroom, kitchen and dining room decorations.

This ST64 model with E27 socket for 360° light beam-angle as desired lighting flexibility.

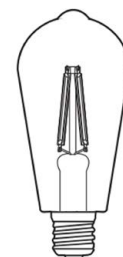
It is compatible with the most dimmers in the market.

Contain no mercury, no UV & IR, no dazzling, flicker-free, outstanding heat dissipation materials.

1513910 8W ≈60W 880lm 2500K



Φ64mm



142mm

LEDISONE 2 RETRO ST64 DIM

GENERAL INFORMATION

LEDISONE RETRO is a family of filament bulbs. They provide High brightness. Available only in warm white color. brings you comfortable atmosphere, suitable for home, bedroom, kitchen and dining room decorations.

This G125 model with E27 socket for 360° light beam-angle as desired lighting flexibility.

It's ready to be operated with its easy use.

Contain no mercury, no UV & IR, no dazzling, flicker-free, outstanding heat dissipation materials.

1513550 8W =60W 880lm 2500K



E



LEDISONE RETRO G125

GENERAL INFORMATION

LEDISONE RETRO is a family of filament bulbs. They provide High brightness. Available only in warm white color. brings you comfortable atmosphere, suitable for home, bedroom, kitchen and dining room decorations.

This G95 model with E27 socket for 360° light beam-angle as desired lighting flexibility.

It's ready to be operated with its easy use.

Contain no mercury, no UV & IR, no dazzling, flicker-free, outstanding heat dissipation materials.

1513540 8W =60W 880lm 2500K



E



LEDISONE RETRO G95

GENERAL INFORMATION

LEDISONE RETRO is a family of filament bulbs. They provide High brightness. Available only in warm white color. brings you comfortable atmosphere, suitable for home, bedroom, kitchen and dining room decorations.

This ST64 model with E27 socket for 360° light beam-angle as desired lighting flexibility.

It's ready to be operated with its easy use.

Contain no mercury, no UV & IR, no dazzling, flicker-free, outstanding heat dissipation materials.

1513530 8W =60W 880lm 2500K



E



LEDISONE RETRO ST64

GENERAL INFORMATION

LEDISONE 2 RETRO is a family of filament bulbs. They provide High brightness. Available only in warm white color. brings you comfortable atmosphere, suitable for home, bedroom, kitchen and dining room decorations.

This ST64 model with E27 socket for 360° light beam-angle as desired lighting flexibility.

It's ready to be operated with its easy use.

Contain no mercury, no UV & IR, no dazzling, flicker-free, outstanding heat dissipation materials.

1519220 6W ≈60W 822lm 2500K



LEDISONE 2 RETRO ST64

GENERAL INFORMATION

LEDISONE 2 RETRO is a family of filament bulbs. They provide High brightness. Available only in warm white color. brings you comfortable atmosphere, suitable for home, bedroom, kitchen and dining room decorations.

This A60 model with E27 socket for 360° light beam-angle as desired lighting flexibility.

It's ready to be operated with its easy use.

Contain no mercury, no UV & IR, no dazzling, flicker-free, outstanding heat dissipation materials.

1519200 6W ≈60W 840lm 2500K
1519210 4W ≈60W 568lm 2500K



LEDISONE 2 RETRO A60

GENERAL INFORMATION


LEDISONE 2 RETRO is a family of filament bulbs. They provide High brightness. Available only in warm white color. brings you comfortable atmosphere, suitable for home, bedroom, kitchen and dining room decorations.

This G45 model with E27 socket for 360° light beam-angle as desired lighting flexibility.

It's ready to be operated with its easy use.

Contain no mercury, no UV & IR, no dazzling, flicker-free, outstanding heat dissipation materials.

1519230 2W ≈30W 300lm 2500K



LEDISONE 2 RETRO G45

GENERAL INFORMATION

LEDISONE VINTAGE is a family of filament bulbs. They provide High brightness. Available only in warm white color. brings you comfortable atmosphere, suitable for home, bedroom, kitchen and dining room decorations.

This ST64 model with E27 socket for 360° light beam-angle as desired lighting flexibility.

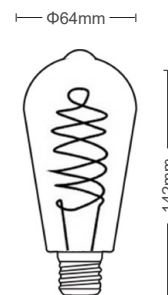
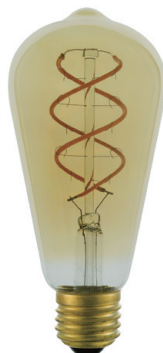
It's ready to be operated with its easy use.

Contain no mercury, no UV & IR, no dazzling, flicker-free, outstanding heat dissipation materials.

1519170 4W ≈35W 400lm 2200K



E



LEDISONE VINTAGE ST64

GENERAL INFORMATION

LEDISONE VINTAGE is a family of filament bulbs. They provide High brightness. Available only in warm white color. brings you comfortable atmosphere, suitable for home, bedroom, kitchen and dining room decorations.

This G95 model with E27 socket for 360° light beam-angle as desired lighting flexibility.


It's ready to be operated with its easy use.

Contain no mercury, no UV & IR, no dazzling, flicker-free, outstanding heat dissipation materials.

1519180 4W ≈40W 428lm 2200K



E



LEDISONE VINTAGE G95

GENERAL INFORMATION

LEDISONE VINTAGE is a family of filament bulbs. They provide High brightness. Available only in warm white color. brings you comfortable atmosphere, suitable for home, bedroom, kitchen and dining room decorations.

This T30 model with E27 socket for 360° light beam-angle as desired lighting flexibility.

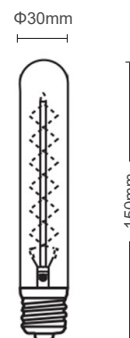
It's ready to be operated with its easy use.

Contain no mercury, no UV & IR, no dazzling, flicker-free, outstanding heat dissipation materials.

1519190 5W ≈40W 425lm 2200K



E



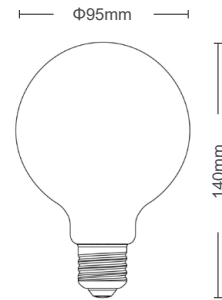
LEDISONE VINTAGE T30

GENERAL INFORMATION

ADVANCE is a premium family of led bulbs.
G95 model with E27 socket & 200° light
beam-angle as desired lighting flexibility.
Available in 2 different light options.
Contain no mercury, no UV & IR, no dazzling.



F



1519040	14W	≈90W	1250lm	4000K
1519050	14W	≈90W	1300lm	6400K

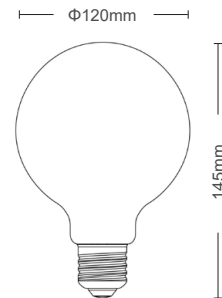
ADVANCE G95

GENERAL INFORMATION

ADVANCE is a premium family of led bulbs.
G125 model with E27 socket & 200° light
beam-angle as desired lighting flexibility.
Available in 2 different light options.
Contain no mercury, no UV & IR, no dazzling.



F



1519060	20W	≈130W	1900lm	4000K
1519070	20W	≈130W	1950lm	6400K

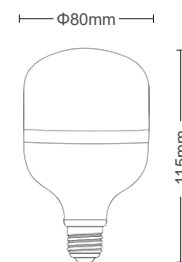
ADVANCE G125

GENERAL INFORMATION

SUPERNOVA is a high power family of led
bulbs.
T80 model with E27 socket & 270° light
beam-angle as desired lighting flexibility.
Available in 1 light option only.
Contain no mercury, no UV & IR, no dazzling.



F

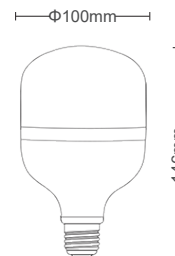


1519660	20W	≈115W	1700lm	6400K
---------	-----	-------	--------	-------

SUPERNOVA T80

GENERAL INFORMATION

SUPERNOVA is a high power family of led bulbs.
T100 model with E27 socket & 270° light beam-angle as desired lighting flexibility.
Available in 1 light option only.
Contain no mercury, no UV & IR, no dazzling.

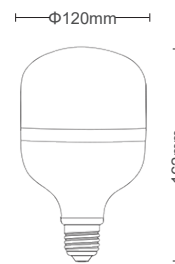


1519510 30W ≈170W 2550lm 6400K

SUPERNOVA T100

GENERAL INFORMATION

SUPERNOVA is a high power family of led bulbs.
T120 model with E27 socket & 270° light beam-angle as desired lighting flexibility.
Available in 1 light option only.
Contain no mercury, no UV & IR, no dazzling.

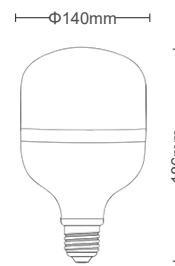


1519520 40W ≈230W 3400lm 6400K

SUPERNOVA T120

GENERAL INFORMATION

SUPERNOVA is a high power family of led bulbs.
T140 model with E27 socket & 270° light beam-angle as desired lighting flexibility.
Available in 1 light option only.
Contain no mercury, no UV & IR, no dazzling.



1519530 50W ≈285W 4250lm 6400K

SUPERNOVA T140

GENERAL INFORMATION

SUPREME is a high lumens family of led bulbs. Available in 3 different light options. A60 model with E27 socket.

Each of the bulbs is constructed from thermal plastic which doesn't heat up, even after long periods of use.

1519540	7W	≈65W	980lm	2700K
1519550	7W	≈65W	980lm	4000K
1519560	7W	≈65W	980lm	6400K
1519570	9W	≈85W	1260lm	2700K
1519580	9W	≈85W	1260lm	4000K
1519590	9W	≈85W	1260lm	6400K
1519600	12W	≈110W	1680lm	2700K
1519610	12W	≈110W	1680lm	4000K
1519620	12W	≈110W	1680lm	6400K
1519630	15W	≈140W	2100lm	2700K
1519640	15W	≈140W	2100lm	4000K
1519650	15W	≈140W	2100lm	6400K



SUPREME A60 E27 HIGH LUMENS

GENERAL INFORMATION

ADVANCE is a premium family of led bulbs. Available in 3 different light options.

A60 model with E27 socket & 220° light beam-angle as desired lighting flexibility.

Wide voltage range operating.

Each of the bulbs is constructed from thermal plastic which doesn't heat up, even after long periods of use.

Contain no mercury, no UV & IR, no dazzling, flicker-free, outstanding heat dissipation materials.

1519300	12W	≈80W	1152lm	2700K
1519310	12W	≈80W	1176lm	4000K
1519320	12W	≈80W	1200lm	6400K
1519330	15W	≈95W	1440lm	2700K
1519340	15W	≈95W	1470lm	4000K
1519350	15W	≈95W	1500lm	6400K



ADVANCE A60 E27

GENERAL INFORMATION

ADVANCE is a premium family of led bulbs. Available in 3 different light options.

A70 model with E27 socket & 220° light beam-angle as desired lighting flexibility.

Wide voltage range operating.

Each of the bulbs is constructed from thermal plastic which doesn't heat up, even after long periods of use.

Contain no mercury, no UV & IR, no dazzling, flicker-free, outstanding heat dissipation materials.

1519360	18W	≈110W	1728lm	2700K
1519370	18W	≈110W	1764lm	4000K
1519380	18W	≈110W	1800lm	6400K



ADVANCE A70 E27

GENERAL INFORMATION

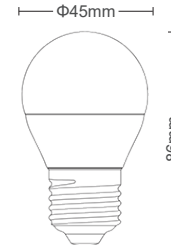
ADVANCE is a premium family of led bulbs. Available in 3 different light options.

G45 model with E27 socket & 180° light beam-angle as desired lighting flexibility.

Wide voltage range operating.

Each of the bulbs is constructed from thermal plastic which doesn't heat up, even after long periods of use.

Contain no mercury, no UV & IR, no dazzling, flicker-free, outstanding heat dissipation materials.



1519450	9W	=60W	792lm	2700K
1519460	9W	=60W	810lm	4000K
1519470	9W	=60W	828lm	6400K

ADVANCE G45 E27

GENERAL INFORMATION

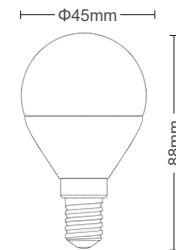
ADVANCE is a premium family of led bulbs. Available in 3 different light options.

G45 model with E14 socket & 180° light beam-angle as desired lighting flexibility.

Wide voltage range operating.

Each of the bulbs is constructed from thermal plastic which doesn't heat up, even after long periods of use.

Contain no mercury, no UV & IR, no dazzling, flicker-free, outstanding heat dissipation materials.



1519420	9W	=60W	792lm	2700K
1519430	9W	=60W	810lm	4000K
1519440	9W	=60W	828lm	6400K

ADVANCE G45 E14

GENERAL INFORMATION

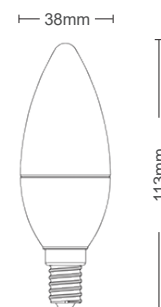
ADVANCE is a premium family of led bulbs. Available in 3 different light options.

C38 model with E14 socket & 180° light beam-angle as desired lighting flexibility.

Wide voltage range operating.

Each of the bulbs is constructed from thermal plastic which doesn't heat up, even after long periods of use.

Contain no mercury, no UV & IR, no dazzling, flicker-free, outstanding heat dissipation materials.



1519390	9W	=60W	792lm	2700K
1519400	9W	=60W	810lm	4000K
1519410	9W	=60W	828lm	6400K

ADVANCE C38 E14

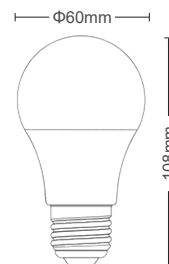
GENERAL INFORMATION

BASIS is an economic family of led bulbs.
Available in 3 different light options.
A60 model with E27 socket & 270° light
beam-angle as desired lighting flexibility.
Contain no mercury, no UV & IR, no dazzling.

1515710	9W	=60W	783lm	2700K
1515720	9W	=60W	801lm	4000K
1515730	9W	=60W	819lm	6400K
1515680	11.5W	=75W	1012lm	2700K
1515690	11.5W	=75W	1035lm	4000K
1515700	11.5W	=75W	1058lm	6400K
1515560	15W	=90W	1335lm	2700K
1515570	15W	=90W	1365lm	4000K
1515580	15W	=90W	1395lm	6400K



F



BASIS A60 E27

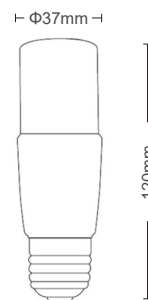
GENERAL INFORMATION

BASIS is an economic family of led bulbs.
Available in 3 different light options.
T30 model with E27 socket & 180° light
beam-angle gives extra solutions for narrow
spaces.
Contain no mercury, no UV & IR, no dazzling.

1515410	9W	=60W	675lm	2700K
1515420	9W	=60W	702lm	4000K
1515430	9W	=60W	720lm	6400K



F



BASIS T37 E27


GENERAL INFORMATION

BASIS is an economic family of led bulbs.
Available in 3 different light options.
G45 model with E27 socket & 180° light
beam-angle as desired lighting flexibility.
Contain no mercury, no UV & IR, no dazzling.

1518890	5W	=40W	390lm	2700K
1518900	5W	=40W	403lm	4000K
1518910	5W	=40W	416lm	6400K
1515620	7W	=50W	514lm	2700K
1515630	7W	=50W	520lm	4000K
1515640	7W	=50W	540lm	6400K



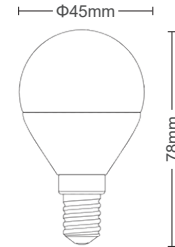
F



BASIS G45 E27

GENERAL INFORMATION

BASIS is an economic family of led bulbs.
Available in 3 different light options.
G45 model with E14 socket & 180° light
beam-angle as desired lighting flexibility.
Contain no mercury, no UV & IR, no dazzling.

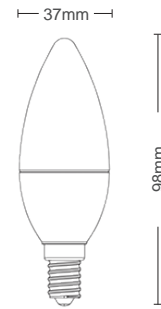


BASIS G45 E14

1518860	5W	=40W	390lm	2700K
1518870	5W	=40W	403lm	4000K
1518880	5W	=40W	416lm	6400K
1515740	7W	=50W	514lm	2700K
1515750	7W	=50W	520lm	4000K
1515760	7W	=50W	540lm	6400K

GENERAL INFORMATION

BASIS is an economic family of led bulbs.
Available in 3 different light options.
C37 model with E14 socket & 180° light
beam-angle as desired lighting flexibility.
Contain no mercury, no UV & IR, no dazzling.



BASIS C37 E14

1518920	5W	=40W	390lm	2700K
1518930	5W	=40W	403lm	4000K
1518940	5W	=40W	416lm	6400K
1515590	7W	=50W	507lm	2700K
1515600	7W	=50W	520lm	4000K
1515610	7W	=50W	533lm	6400K

GENERAL INFORMATION

BASIS is an economic family of led bulbs.
Available in 3 different light options.
C37T special shape model with E14 socket
& 180° light beam-angle as desired lighting
flexibility.
Contain no mercury, no UV & IR, no dazzling.

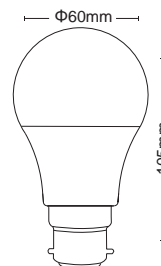


BASIS C37T E14

1516050	7W	=50W	514lm	2700K
1516060	7W	=50W	527lm	4000K
1516070	7W	=50W	533lm	6400K

GENERAL INFORMATION

BASIS is an economic family of led bulbs.
Available in 3 different light options.
A60 model with B22 socket & 220° light
beam-angle as desired lighting flexibility.
Contain no mercury, no UV & IR, no dazzling.

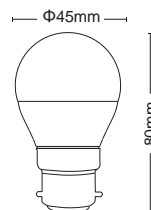


BASIS A60 B22

1519750	9W	=60W	783lm	2700K
1519760	9W	=60W	801lm	4000K
1519770	9W	=60W	819lm	6400K

GENERAL INFORMATION

BASIS is an economic family of led bulbs.
Available in 3 different light options.
G45 model with B22 socket & 180° light
beam-angle as desired lighting flexibility.
Contain no mercury, no UV & IR, no dazzling.



BASIS G45 B22

1519780	7W	=45W	507lm	2700K
1519790	7W	=45W	520lm	4000K
1519800	7W	=45W	533lm	6400K

GENERAL INFORMATION

ADVANCE is a premium led bulbs with Photo sensor.

A60 model with Photosensor built-in, E27 socket & 180° light beam-angle as desired lighting flexibility.

Wide voltage range operating.

Each of the bulbs is constructed from thermal plastic which doesn't heat up, even after long periods of use.

Light up when detects dark, lux<15 and turn off automatically when the sensor detects lux>15.

Contain no mercury, no UV & IR, no dazzling.



F



1519020	9W	≈55W	810lm	4000K
1519030	9W	≈55W	835lm	6400K

ADVANCE A60 E27 PHOTOCCELL

GENERAL INFORMATION

ADVANCE PIR is a premium led bulb with PIR sensor.

A60 model with PIR sensor built-in, E27 socket & 180° light beam-angle as desired lighting flexibility.

Wide voltage range operating.

Each of the bulbs is constructed from thermal plastic which doesn't heat up, even after long periods of use.

Detection range: 5 meters.

Detection angle: 100°

Installation height: 5m max.

Time delay: 45sec.

Sensitivity: 10lux.

Contain no mercury, no UV & IR, no dazzling.



F



1518550	11W	≈70W	1045lm	4000K
---------	-----	------	--------	-------

ADVANCE A60 E27 PIR SENSOR

GENERAL INFORMATION

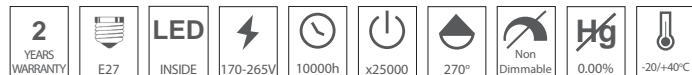
BASIS MOSQUITO is a special purpose bulb.

Intended to be used as mosquito repellent.

Operates in 600nm wave length.

It doesn't kill the mosquitoes.

Contain no mercury, no UV & IR, no dazzling.



G

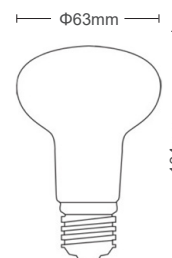


1518730	9W	≈45W	630lm	1700K
---------	----	------	-------	-------

BASIS A60 E27 MOSQUITO

GENERAL INFORMATION

ADVANCE is a family of led bulbs with long neck.
Available in 3 different light options.
R63 model with E27 socket & 160° light beam-angle as desired lighting flexibility.
Contain no mercury, no UV & IR, no dazzling.



1512930	9W	≈55W	756lm	2700K
1512940	9W	≈55W	828lm	4000K
1512950	9W	≈55W	846lm	6400K

ADVANCE R63 E27

GENERAL INFORMATION

ADVANCE is a family of led bulbs with long neck.
Available in 3 different light options.
R50 model with E14 socket & 160° light beam-angle as desired lighting flexibility.
Contain no mercury, no UV & IR, no dazzling.

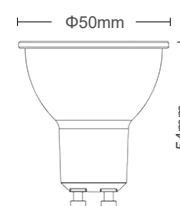


1512840	7.7W	≈45W	662lm	2700K
1512850	7.7W	≈45W	678lm	4000K
1512860	7.7W	≈45W	693lm	6400K

ADVANCE R50 E14

GENERAL INFORMATION

ADVANCE PRO is a new premium family of led bulbs. Available in 3 different light options.
PAR16 model with GU10 socket & 38° light beam-angle as desired lighting flexibility.
Wide voltage range operating.
Each of the bulbs is constructed from thermal plastic which doesn't heat up, even after long periods of use.
Contain no mercury, no UV & IR, no dazzling, flicker-free, outstanding heat dissipation materials.



1519670 - White color	6W	≈35W	516lm	2700K
1519671 - Black color	6W	≈35W	516lm	2700K
1519680 - White color	6W	≈35W	528lm	4000K
1519681 - Black color	6W	≈35W	528lm	4000K
1519690 - White color	6W	≈35W	540lm	6400K
1519691 - Black color	6W	≈35W	540lm	6400K

ADVANCE PRO GU10

GENERAL INFORMATION

BASIS is an economic family of led bulbs. Available in 3 different light options. PAR16 model with GU10 socket & 120° light beam-angle as desired lighting flexibility. Contain no mercury, no UV & IR, no dazzling, flicker-free, outstanding heat dissipation materials.

1519700	5W	≈25W	395lm	2700K
1519710	5W	≈25W	408lm	4000K
1519720	5W	≈25W	421lm	6400K
1515650	7W	≈35W	514lm	2700K
1515660	7W	≈35W	527lm	4000K
1515670	7W	≈35W	540lm	6400K



BASIS GU10

GENERAL INFORMATION

ADVANCE is a premium family of led bulbs. Available in 3 different light options. PAR16 model with GU10 socket & 120° light beam-angle as desired lighting flexibility. Wide voltage range operating. Each of the bulbs is constructed from thermal plastic which doesn't heat up, even after long periods of use. Contain no mercury, no UV & IR, no dazzling, flicker-free, outstanding heat dissipation materials.

1519480	9W	≈55W	756lm	2700K
1519490	9W	≈55W	774lm	4000K
1519500	9W	≈55W	792lm	6400K



ADVANCE GU10

GENERAL INFORMATION

ADVANCE is a premium family of led bulbs. Available in 3 different light options. PAR16 model with GU10 socket & 38° light beam-angle as desired lighting flexibility. It is Dimmable and compatible with the most dimmers in the market. Wide voltage range operating. Each of the bulbs is constructed from thermal plastic which doesn't heat up, even after long periods of use. Contain no mercury, no UV & IR, no dazzling, flicker-free, outstanding heat dissipation materials.

1513850	6W	≈30W	414lm	2700K
1513840	6W	≈30W	426lm	4000K
1513830	6W	≈30W	438lm	6400K



ADVANCE GU10 DIMMABLE

GENERAL INFORMATION

BASIS is an economic family of led bulbs.
Available in 3 different light options.
MR16 model with GU5.3 socket & 120° light
beam-angle as desired lighting flexibility.
Contain no mercury, no UV & IR, no dazzling.

1514280	3.3W	≈20W	244lm	2700K
1514290	3.3W	≈20W	257lm	4000K
1514300	3.3W	≈20W	264lm	6400K
1515770	7W	≈40W	514lm	2700K
1515780	7W	≈40W	527lm	4000K
1515790	7W	≈40W	540lm	6400K



BASIS GU5.3 220V

GENERAL INFORMATION

ADVANCE is a family of led bulbs.
Available in 3 different light options.
MR16 model with GU5.3 socket & 120° light
beam-angle gives extra solutions for narrow
spaces.
Contain no mercury, no UV & IR, no dazzling.

1501140	3.5W	≈20W	280lm	2700K
1501150	3.5W	≈20W	288lm	4000K
1501160	3.5W	≈20W	300lm	6400K

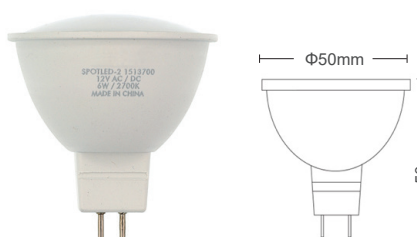


ADVANCE GU5.3 12V DIMMABLE

GENERAL INFORMATION

ADVANCE is a family of led bulbs.
Available in 3 different light options.
MR16 model with GU5.3 socket & 120° light
beam-angle gives extra solutions for narrow
spaces.
Contain no mercury, no UV & IR, no dazzling.

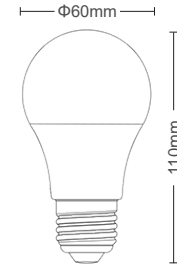
1513700	6W	≈35W	486lm	2700K
1513710	6W	≈35W	508lm	4000K
1513720	6W	≈35W	528lm	6400K



ADVANCE GU5.3 12V DIMAMBLE

GENERAL INFORMATION

SAGA is a family of smart led bulbs. Body is made of PBT & diffuser by PC. This A60 10W model includes LED in RGB+W CCT, E27 socket & 220° light beam-angle as desired lighting flexibility. Download and Install the TuyaSmart or Smart Life applications in your Smart MobilePhone, and sign in the App!. Add your Smart Device in the Application and Set Up the Settings as you want for **Google Assistant & Amazon Alexa**. Then control your bulb to evaluate the lighting effect you desired.

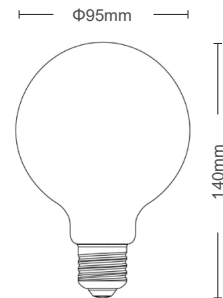


1518700 10W 850lm RGB+CCT

SAGA A60

GENERAL INFORMATION

SAGA is a family of smart led bulbs. Body is made of PBT & diffuser by PC. This G95 14W model includes LED in RGB+W CCT, E27 socket & 270° light beam-angle as desired lighting flexibility. Download and Install the TuyaSmart or Smart Life applications in your Smart MobilePhone, and sign in the App!. Add your Smart Device in the Application and Set Up the Settings as you want for **Google Assistant & Amazon Alexa**. Then control your bulb to evaluate the lighting effect you desired.

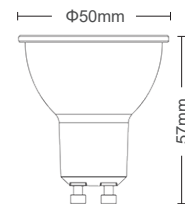


1518720 14W 1260lm RGB+CCT

SAGA G95

GENERAL INFORMATION

SAGA is a family of smart led bulbs. Body is made of PBT & diffuser by PC. This PAR16 6W model includes LED in RGB+W CCT, GU10 socket & 120° light beam-angle as desired lighting flexibility. Download and Install the TuyaSmart or Smart Life applications in your Smart MobilePhone, and sign in the App!. Add your Smart Device in the Application and Set Up the Settings as you want for **Google Assistant & Amazon Alexa**. Then control your bulb to evaluate the lighting effect you desired.

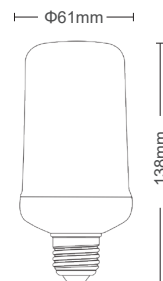


1518710 6W 450lm RGB+CCT

SAGA GU10

GENERAL INFORMATION

FLAMMY is a family of decorative bulbs.
Artificial Vivid Fire, Dynamic Moving Flame,
Simulate Nature Fire Flicker Flame, but
flameless.
Replacement of Tradicional Gas Lantern, Eg
Retrofit Oil Lamp, Hurricane Lamp
Atmosphere Mood Lamp, Decorate Your Space
with its Orange Warm Flame Color,
Give You A Peaceful Romantic and Relax Mo-
ment When Light Up One Fire Flame Bulbs,
Flame Modes: Flicking Light/Breathing Light/G-
Sensor Light.
Contain no mercury, no UV & IR, no dazzling,
flicker-free, outstanding heat dissipation

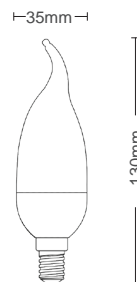


1519740 5W ≈25W 250lm 1400K

FLAMMY E27

GENERAL INFORMATION

FLAMMY is a family of decorative bulbs.
Artificial Vivid Fire, Dynamic Moving Flame,
Simulate Nature Fire Flicker Flame, but
flameless.
Replacement of Tradicional Gas Lantern, Eg
Retrofit Oil Lamp, Hurricane Lamp
Atmosphere Mood Lamp, Decorate Your Space
with its Orange Warm Flame Color,
Give You A Peaceful Romantic and Relax Mo-
ment When Light Up One Fire Flame Bulbs,
Flame Modes: Flicking Light/Breathing Light/G-
Sensor Light.

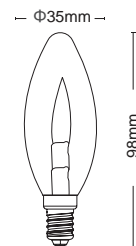


1519730 4W ≈15W 120lm 1400K

FLAMMY C37T E14

GENERAL INFORMATION

FLAME is a family of decorative bulbs.
Artificial Vivid Fire, Dynamic Moving Flame,
Simulate Nature Fire Flicker Flame, but
flameless.
Replacement of Tradicional Gas Lantern, Eg
Retrofit Oil Lamp, Hurricane Lamp
Atmosphere Mood Lamp, Decorate Your Space
with its Orange Warm Flame Color,
Give You A Peaceful Romantic and Relax Mo-
ment When Light Up One Fire Flame Bulbs,

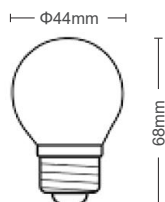


1519860 1W ≈10W 50lm 1800K

FLAME C35 E14

GENERAL INFORMATION

BASIS is an economic family of led bulbs.
Available in 3 different light options.
PAR16 model with GU10 socket & 120° light beam-angle as desired lighting flexibility.
Contain no mercury, no UV & IR, no dazzling, flicker-free, outstanding heat dissipation materials.



1501520	2W	≈10W	120lm	2700K
1501530	2W	≈10W	120lm	6400K
1501540	2W	≈10W	120lm	RED
1501550	2W	≈10W	120lm	GREEN
1501570	2W	≈10W	120lm	BLUE
1501560	2W	≈10W	120lm	YELLOW



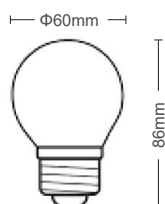
G



COLORLED G45 E27

GENERAL INFORMATION

BASIS is an economic family of led bulbs.
Available in 3 different light options.
PAR16 model with GU10 socket & 120° light beam-angle as desired lighting flexibility.
Contain no mercury, no UV & IR, no dazzling, flicker-free, outstanding heat dissipation materials.



1501630	3W	≈15W	180lm	2700K
1501640	3W	≈15W	180lm	6400K
1501650	3W	≈15W	180lm	RED
1501660	3W	≈15W	180lm	GREEN
1501670	3W	≈15W	180lm	YELLOW



G



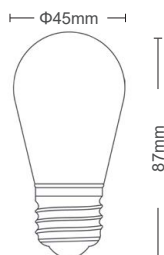
COLORLED G60 E27

GENERAL INFORMATION

BASIS is an economic family of led bulbs. Available in 3 different light options.

PAR16 model with GU10 socket & 120° light beam-angle as desired lighting flexibility.

Contain no mercury, no UV & IR, no dazzling, flicker-free, outstanding heat dissipation materials.




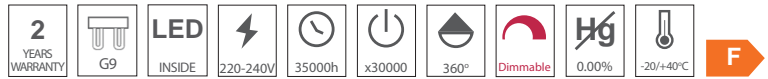
1501580	2.5W	≈10W	150lm	2700K
1501590	2.5W	≈10W	150lm	6400K
1501600	2.5W	≈10W	150lm	RED
1501610	2.5W	≈10W	150lm	GREEN
1501620	2.5W	≈10W	150lm	YELLOW



COLORLED S14 E27

GENERAL INFORMATION

CAPSULED 2 is a family of G4 & G9 led bulbs. G9 model with 360° light beam-angle as desired lighting flexibility. It is Dimmable and compatible with the most dimmers in the market. No UV or IR radiation, a great combination of excellent energy efficiency,




1513560	3W	≈20W	290lm	2700K
1514420	3W	≈20W	294lm	4000K
1513570	3W	≈20W	300lm	6400K

CAPSULED 2 G9 3W DIMMABLE

GENERAL INFORMATION

CAPSULED 2 is a family of G4 & G9 led bulbs. G9 model with 360° light beam-angle as desired lighting flexibility. Our LED bulbs are equipped with fireproof glass that absorbs and dissipates heat better than traditional light bulb holders, extending the lifespan to 30,000 hours. No UV or IR radiation, a great combination of excellent energy efficiency,



1515440	3.2W	≈25W	325lm	2700K
1515450	3.2W	≈25W	336lm	4000K
1515460	3.2W	≈25W	345lm	6400K

CAPSULED COB G9 3.2W

GENERAL INFORMATION

CAPSULED 2 is a family of G4 & G9 led bulbs. G9 model with 360° light beam-angle as desired lighting flexibility. Our LED bulbs are equipped with fireproof glass & ceramic that absorbs and dissipates heat better than traditional light bulb holders, extending the lifespan to 30,000 hours. No UV or IR radiation, a great combination of excellent energy efficiency,



1519240	4W	≈30W	456lm	2700K
1519250	4W	≈30W	484lm	4000K
1519260	4W	≈30W	498lm	6400K

GENERAL INFORMATION

CAPSULED 2 is a family of G4 & G9 led bulbs. G9 model with 360° light beam-angle as desired lighting flexibility.

Our LED bulbs are equipped with fireproof glass & ceramic that absorbs and dissipates heat better than traditional light bulb holders, extending the lifespan to 30,000 hours.

No UV or IR radiation, a great combination of excellent energy efficiency,



1518980	6W	≈40W	579lm	2700K
1518990	6W	≈40W	593lm	4000K
1519000	6W	≈40W	607lm	6400K

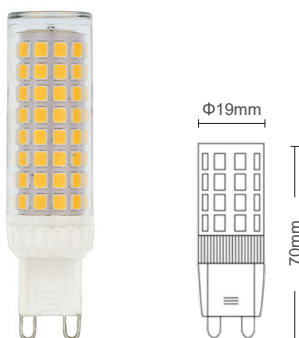
CAPSULED 2 G9 6W

GENERAL INFORMATION

CAPSULED 2 is a family of G4 & G9 led bulbs. G9 model with 360° light beam-angle as desired lighting flexibility.

Our LED bulbs are equipped with fireproof glass & ceramic that absorbs and dissipates heat better than traditional light bulb holders, extending the lifespan to 30,000 hours.

No UV or IR radiation, a great combination of excellent energy efficiency,


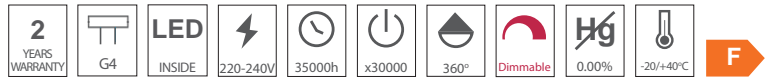


1517800	8W	≈65W	920lm	2700K
1517810	8W	≈65W	960lm	4000K
1517820	8W	≈65W	1000lm	6400K

CAPSULED 2 G9 8W

GENERAL INFORMATION

CAPSULED 2 is a family of G4 & G9 led bulbs. G4 model with 360° light beam-angle as desired lighting flexibility. It is Dimmable and compatible with the most dimmers in the market. No transformer is required for this bulb. No warm-up time, easy and quick installation, no UV or other harmful radiation, good for eye protection, safe and environmentally friendly.




1513750	2,5W	≈15W	200lm	2700K
1518690	2,5W	≈15W	215lm	4000K

CAPSULED 2 G4 220V DIMMABLE

GENERAL INFORMATION

CAPSULED is a family of G4 & G9 led bulbs. Available in 3 different light options. G4 model with 360° light beam-angle as desired lighting flexibility. A DC12V LED transformer or AC12V halogen transformer is required for this lamp, otherwise the lamps will flicker. Attention: This G4 LED is compatible with AC or DC12V LED transformer. No warm-up time, easy and quick installation, no UV or other harmful radiation, good for eye protection, safe and environmentally friendly.



1519120	2W	≈15W	170lm	2700K
1519130	2W	≈15W	175lm	4000K
1519140	2W	≈15W	180lm	6400K

CAPSULED G4 12V

GENERAL INFORMATION

ECO R7s is a halogen bulb. Halogen R7s used for Security floodlight have a Ring design which promises a long life. High Quality finish and Optimised for saving energy. Is a dimmable bulb but only with dimmers intended to halogen bulbs.



1100011	100W	1200lm	2800K
1100031	150W	2300lm	2800K
1100051	200W	2800lm	2800K
1100071	300W	5000lm	2800K
1100091	500W	9500lm	2800K

ECO R7s

GENERAL INFORMATION


TUBELED is a family of single & double led tubes. Available in 2 different light options.
T8 model with G13 socket & 320° light beam-angle as desired lighting flexibility.
Contain no mercury, no UV & IR, no dazzling.

SINGLE ENDED

1600310	10W	≈20W	1000lm	4000K
1600320	10W	≈20W	1040lm	6500K

DOUBLE ENDED

1600710	10W	≈20W	1000lm	4000K
1600720	10W	≈20W	1040lm	6500K




TUBELED T8 G13 60CM

GENERAL INFORMATION

TUBELED is a family of single & double led tubes. Available in 2 different light options.
T8 model with G13 socket & 320° light beam-angle as desired lighting flexibility.
Contain no mercury, no UV & IR, no dazzling.

SINGLE ENDED

1600800	14W	≈30W	1456lm	6500K
---------	-----	------	--------	-------



TUBELED T8 G13 90CM

GENERAL INFORMATION


TUBELED is a family of single & double led tubes. Available in 2 different light options.
T8 model with G13 socket & 320° light beam-angle as desired lighting flexibility.
Contain no mercury, no UV & IR, no dazzling.

SINGLE ENDED

1600340	20W	≈38W	1880lm	4000K
1600350	20W	≈38W	1920lm	6500K

DOUBLE ENDED

1600740	20W	≈38W	1880lm	4000K
1600750	20W	≈38W	1920lm	6500K



TUBELED T8 G13 120CM

GENERAL INFORMATION


TUBELED is a family of single & double led tubes. Available in 2 different light options.
T8 model with G13 socket & 320° light beam-angle as desired lighting flexibility.
Contain no mercury, no UV & IR, no dazzling.

SINGLE ENDED

1600370	24W	≈48W	2400lm	4000K
1600380	24W	≈48W	2448lm	6500K

DOUBLE ENDED

1600770	24W	≈48W	2400lm	4000K
1600780	24W	≈48W	2448lm	6500K



TUBELED T8 G13 150CM

17

ELECTRICAL
EQUIPMENT

GROUP SOCKETS WITH CABLE & SWITCH

GENERAL INFORMATION

UNICO 3 is a unique group socket with switch, made by PP.
Is equipped with cable in different lengths, 1.5m & 3m. The cable type used is H05VV-F and offers maximum load of 16A - 3680W.
The insulation of the cable is PVC.
3 positions: 3x2P+PE SCHUKO.
Safety during use is guaranteed by the construction and selection of self-extinguishing materials.
All VITO group sockets are equipped with protection against direct contact.



8002370	3xSCHUKO	1.5m	3G1.5	WHITE
8002380	3xSCHUKO	3m	3G1.5	WHITE
8002390	3xSCHUKO	3m	3G1.5	BLACK

UNICO 3

GENERAL INFORMATION

UNICO 4 is a unique group socket with switch, made by PP.
Is equipped with cable in different lengths, 1.5m & 3m. The cable type used is H05VV-F and offers maximum load of 16A - 3680W.
The insulation of the cable is PVC.
4 positions: 4x2P+PE SCHUKO.
Safety during use is guaranteed by the construction and selection of self-extinguishing materials.
All VITO group sockets are equipped with protection against direct contact.



8002400	4xSCHUKO	1.5m	3G1.5	WHITE
8002410	4xSCHUKO	1.5m	3G1.5	BLACK
8002420	4xSCHUKO	3m	3G1.5	WHITE
8002490	4xSCHUKO	3m	3G1.5	BLACK

UNICO 4

GENERAL INFORMATION

UNICO 5 is a unique group socket with switch, made by PP.
Is equipped with cable in different lengths, 1.5m & 3m. The cable type used is H05VV-F and offers maximum load of 16A - 3680W.
The insulation of the cable is PVC.
5 positions: 5x2P+PE SCHUKO.
Safety during use is guaranteed by the construction and selection of self-extinguishing materials.
All VITO group sockets are equipped with protection against direct contact.



8002430	5xSCHUKO	1.5m	3G1.5	WHITE
8002440	5xSCHUKO	1.5m	3G1.5	BLACK
8002450	5xSCHUKO	3m	3G1.5	WHITE

UNICO 5

GROUP SOCKETS WITH CABLE & SWITCH

GENERAL INFORMATION

UNICO-6 is a unique group socket with switch, made by PP.
Is equipped with cable in different lengths, 1.5m & 3m. The cable type used is H05VV-F and offers maximum load of 16A - 3680W.
The insulation of the cable is PVC.
6 positions: 6×2P+PE SCHUKO.
Safety during use is guaranteed by the construction and selection of self-extinguishing materials.
All VITO group sockets are equipped with protection against direct contact.



8002460	3xSCHUKO	1.5m	3G1.5	WHITE
8002470	3xSCHUKO	3m	3G1.5	WHITE
8002500	3xSCHUKO	3m	3G1.5	BLACK

UNICO 6

GENERAL INFORMATION

UNICO 4U is a unique group socket with switch, made by PP.
Is equipped with cable in 1.5m & 3m length.
The cable type used is H05VV-F and offers maximum load of 16A - 3680W.
The insulation of the cable is PVC.
4 positions: 4×2P+PE SCHUKO, 1 position USB type A & 1 position USB type C.
Safety during use is guaranteed by the construction and selection of self-extinguishing materials.
All VITO group sockets are equipped with protection against direct contact.



8002480	4xSCHUKO +1xUSB A +1xUSB C	1.5m	3G1,5	WHITE
8002520	4xSCHUKO +1xUSB A +1xUSB C	1.5m	3G1,5	BLACK
8002510	4xSCHUKO +1xUSB A +1xUSB C	3m	3G1,5	WHITE
8002530	4xSCHUKO +1xUSB A +1xUSB C	3m	3G1,5	BLACK

UNICO 4U

GROUP SOCKETS WITH CABLE

GENERAL INFORMATION

INNOVA 3 is a group socket made by PP. It is equipped with cable in different lengths. The cable type used is H05VV-F and offers maximum load of 16A - 3680W (except code 8002300 which uses 3x1mm² cable with max. load 10A - 2300W). The insulation of the cable is PVC.
3 positions: 3x2P+PE SCHUKO.
Safety during use is guaranteed by the construction and selection of self-extinguishing materials.
All VITO group sockets are equipped with protection against direct contact.



INNOVA 3

8002300	3xSCHUKO	1.5m	3G1	WHITE
8002310	3xSCHUKO	1.5m	3G1.5	WHITE
8002320	3xSCHUKO	3m	3G1.5	WHITE

GENERAL INFORMATION

INNOVA 4 is a group socket made by PP. It is equipped with cable in different lengths. The cable type used is H05VV-F and offers maximum load of 16A - 3680W. The insulation of the cable is PVC.
4 positions: 4x2P+PE SCHUKO.
Safety during use is guaranteed by the construction and selection of self-extinguishing materials.
All VITO group sockets are equipped with protection against direct contact.



INNOVA 4

8002320	4xSCHUKO	1.5m	3G1.5	WHITE
8002330	4xSCHUKO	3m	3G1.5	WHITE

GENERAL INFORMATION

INNOVA 5 is a group socket made by PP. It is equipped with cable in different lengths. The cable type used is H05VV-F and offers maximum load of 16A - 3680W. The insulation of the cable is PVC.
5 positions: 5x2P+PE SCHUKO.
Safety during use is guaranteed by the construction and selection of self-extinguishing materials.
All VITO group sockets are equipped with protection against direct contact.




INNOVA 5

8002350	5xSCHUKO	1.5m	3G1.5	WHITE
8002360	5xSCHUKO	3m	3G1.5	WHITE

GENERAL INFORMATION

FIS 3 is a group socket made by PP.
Maximum load of 16A - 3680W.
3 positions: 3x2P+PE SCHUKO.
Safety during use is guaranteed by the construction and selection of self-extinguishing materials.
These group sockets are without cable.
They are equipped with base for easy wall mounting.



8002000 3xSCHUKO WHITE

FIS 3

GENERAL INFORMATION

FIS 4 is a group socket made by PP.
Maximum load of 16A - 3680W.
4 positions: 4x2P+PE SCHUKO.
Safety during use is guaranteed by the construction and selection of self-extinguishing materials.
These group sockets are without cable.
They are equipped with base for easy wall mounting.



8002040 4xSCHUKO WHITE

FIS 4

GENERAL INFORMATION

FIS 6 is a group socket made by PP.
Maximum load of 16A - 3680W.
6 positions: 6x2P+PE SCHUKO.
Safety during use is guaranteed by the construction and selection of self-extinguishing materials.
These group sockets are without cable.
They are equipped with base for easy wall mounting.



8002080 6xSCHUKO WHITE

FIS 6

GENERAL INFORMATION

EXTRA 1 is a single socket made by rubber. Maximum load of 16A - 3680W. It has a protection class of IP44 which means it can be used for outdoor purposes too. position: 1x2P+PE SCHUKO with rubber cover. Safety during use is guaranteed by the construction and selection of self-extinguishing materials. All VITO group sockets are equipped with protection against direct contact.



8006640 2xSCHUKO BLACK

EXTRA 1

GENERAL INFORMATION

EXTRA 2 is a group socket made by rubber. Maximum load of 16A - 3680W. It has a protection class of IP44 which means it can be used for outdoor purposes too. 2 positions: 2x2P+PE SCHUKO with rubber cover. Safety during use is guaranteed by the construction and selection of self-extinguishing materials. All VITO group sockets are equipped with protection against direct contact.



8006650 2xSCHUKO BLACK
8006660 2xSCHUKO BLACK&RED

EXTRA 2

GENERAL INFORMATION

EXTRA 3 is a group socket made by rubber. Maximum load of 16A - 3680W. It has a protection class of IP44 which means it can be used for outdoor purposes too. 3 positions: 2x2P+PE SCHUKO with rubber cover. Safety during use is guaranteed by the construction and selection of self-extinguishing materials. All VITO group sockets are equipped with protection against direct contact.



8006670 3xSCHUKO BLACK
8006680 3xSCHUKO BLACK&RED

EXTRA 3

GENERAL INFORMATION

Timec-15 is a timer with 15 mins / 24 Hours adjustment knob.
Side switch to activate the timer.
16A 3500W Schuko socket with child-protection.
Available certificates: CE; LVD
For setting on/off time of household electric appliances automatically



TIMEC-15

8002280 1xSCHUKO WHITE

GENERAL INFORMATION

Timec-30 is a timer with 30 mins / 24 Hours adjustment knob.
Side switch to activate the timer.
16A 3500W Schuko socket with child-protection.
Available certificates: CE; LVD
For setting on/off time of household electric appliances automatically



TIMEC-30

8002290 1xSCHUKO WHITE

GENERAL INFORMATION

UNIX-C is a single adapter with 1 USB A and 1 USB C port and child protection made by PP. Maximum load of 16A - 3680W. 1 positions: 1x2P+PE SCHUKO. Safety during use is guaranteed by the construction and selection of self-extinguishing materials.



8002820 1xSCHUKO WHITE

UNIX-C

GENERAL INFORMATION

UNIX-S is a single adapter with switch and child protection made by PP. Maximum load of 16A - 3680W. 1 positions: 1x2P+PE SCHUKO. Safety during use is guaranteed by the construction and selection of self-extinguishing materials.



8002830 1xSCHUKO WHITE

UNIX-S

GENERAL INFORMATION

DUPLO-R is a double adapter made by PP. Maximum load of 16A - 3680W. 2 positions: 2x2P+PE SCHUKO. Safety during use is guaranteed by the construction and selection of self-extinguishing materials.



8002860 2xSCHUKO WHITE

DUPLO-R

GENERAL INFORMATION

DUPLO-S is a double adapter made by PP.
Maximum load of 16A - 3680W.
2 positions: 2x2P+PE SCHUKO.
Safety during use is guaranteed by the construction and selection of self-extinguishing materials.



8002870 2xSCHUKO WHITE

DUPLO-S

GENERAL INFORMATION

TRIPLO is a triple adapter made by PP.
Maximum load of 16A - 3680W.
3 positions: 3x2P+PE SCHUKO.
Safety during use is guaranteed by the construction and selection of self-extinguishing materials.



8002540 3xSCHUKO WHITE
8002541 3xSCHUKO BLACK

TRIPLO

GENERAL INFORMATION

TRIPLO-R is a triple adapter made by PP.
Maximum load of 16A - 3680W.
3 positions: 3x2P+PE SCHUKO.
Safety during use is guaranteed by the construction and selection of self-extinguishing materials.

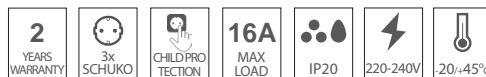


8002840 3xSCHUKO WHITE

TRIPLO-R

GENERAL INFORMATION

TRIPLO-S is a triple adapter made by PP.
Maximum load of 16A - 3680W.
3 positions: 3x2P+PE SCHUKO.
Safety during use is guaranteed by the construction and selection of self-extinguishing materials.



8002850 3xSCHUKO WHITE

TRIPLO-S

GENERAL INFORMATION

CLAS 2 is a double adapter made by PP.
Maximum load of 16A - 3680W.
2 positions: 2x2P+PE SCHUKO.
Safety during use is guaranteed by the construction and selection of self-extinguishing materials.



8006270 2xSCHUKO WHITE

CLAS 2

GENERAL INFORMATION

CLAS 3 is a triple adapter made by PP.
Maximum load of 16A - 3680W.
3 positions: 3x2P+PE SCHUKO.
Safety during use is guaranteed by the construction and selection of self-extinguishing materials.



8006250 3xSCHUKO WHITE

CLAS 3

ADAPTERS

GENERAL INFORMATION

CLAS 3S is a triple adapter with switch made by PP.
Maximum load of 16A - 3680W.
3 positions: 3x2P+PE SCHUKO.
Safety during use is guaranteed by the construction and selection of self-extinguishing materials.



8006280 3xSCHUKO WHITE

CLAS 3S

GENERAL INFORMATION

CLAS 3R is a triple adapter made by PP.
Maximum load of 16A - 3680W.
3 positions: 3x2P+PE SCHUKO.
Safety during use is guaranteed by the construction and selection of self-extinguishing materials.



8006230 3xSCHUKO WHITE

CLAS 3R

GENERAL INFORMATION

CLAS 3T is a triple socket made by PP.
Is installed on a regular socket box on the wall.
Maximum load of 16A - 3680W.
3 positions: 3x2P+PE SCHUKO.
Safety during use is guaranteed by the construction and selection of self-extinguishing materials.




8006240 3xSCHUKO WHITE

CLAS 3T

GENERAL INFORMATION

SIMPLE M1 is a male schuko plug made by PP.
The cable is connected from the back.
Safety during use is guaranteed by the construction and selection of self-extinguishing materials.
All VITO group sockets are equipped with protection against direct contact.



8006500	WHITE
8006510	BLACK

SIMPLE M1

GENERAL INFORMATION

SIMPLE M2 is a male schuko plug made by PP.
The cable is connected from the bottom.
Safety during use is guaranteed by the construction and selection of self-extinguishing materials.
All VITO group sockets are equipped with protection against direct contact.




8006480	WHITE
8006490	BLACK

SIMPLE M2

GENERAL INFORMATION

SIMPLE M3 is a male angular schuko plug made by PP.
The cable is connected from the back.
It is equipped with handle for easy connection and disconnection.
Safety during use is guaranteed by the construction and selection of self-extinguishing materials.
All VITO group sockets are equipped with protection against direct contact.



8006520	WHITE
8006530	BLACK

SIMPLE M3

GENERAL INFORMATION

SIMPLE M4 is a male schuko plug with switch made by PP.
The cable is connected from the bottom.
Safety during use is guaranteed by the construction and selection of self-extinguishing materials.
All VITO group sockets are equipped with protection against direct contact.



8006550 WHITE

SIMPLE M4

GENERAL INFORMATION

SIMPLE M3 is a male schuko plug made by rubber.
The cable is connected from the back.
It has a protection class of IP44 which means it can be used for outdoor purposes too.
Safety during use is guaranteed by the construction and selection of self-extinguishing materials.
All VITO group sockets are equipped with protection against direct contact.



8006450 BLACK

SIMPLE M01

GENERAL INFORMATION

SIMPLE M3 is an angular male schuko plug made by rubber.
The cable is connected from the bottom.
Safety during use is guaranteed by the construction and selection of self-extinguishing materials.
All VITO group sockets are equipped with protection against direct contact.




8006470 BLACK

SIMPLE M02

GENERAL INFORMATION

SIMPLE FO1 is a female schuko plug made by rubber.
The cable is connected from the back.
It has a protection class of IP44 which means it can be used for outdoor purposes too.
Safety during use is guaranteed by the construction and selection of self-extinguishing materials.
All VITO group sockets are equipped with protection against direct contact.



8006460 BLACK

SIMPLE FO1

GENERAL INFORMATION

SIMPLE F1 is a female schuko plug made by PP.
The cable is connected from the back.
Safety during use is guaranteed by the construction and selection of self-extinguishing materials.
All VITO group sockets are equipped with protection against direct contact.



8006600 WHITE
8006610 BLACK

SIMPLE F1

GENERAL INFORMATION

UNI 1 is a universal adapter made by PP.
This universal socket power adapter allows you to connect devices from other countries to one socket outlet.
The adapter does not convert/change the voltage.
Current voltage: 250V
Type: EP-A112
High conductivity copper contacts
Adapter from suko male socket to universal female socket
Color: White.



8006540 WHITE

UNI 1

GENERAL INFORMATION

ISOLDER is a new innovative solution for connecting conductors simultaneously provides a soldered, insulated and waterproof connection in just a few seconds. No soldering kit required. Whether you're repairing a damaged electrical appliance cable, splicing wires in a car or in a professional industrial environment, this product will provide a strong, quality, weatherproof connection.

Specifications: 0,5mm²-1mm² x 20pcs.


Shrinkage ratio: 2:1.

Operating temperature: -55°C/+125°C.

Minimum shrink temperature: 80°C.

Starting temperature of solder melt: 115°C.

Temperature of fully solder melt: 150°C.



7200130 0.5-1mm² 20pcs RED

ISOLDER 1

GENERAL INFORMATION

ISOLDER is a new innovative solution for connecting conductors simultaneously provides a soldered, insulated and waterproof connection in just a few seconds. No soldering kit required. Whether you're repairing a damaged electrical appliance cable, splicing wires in a car or in a professional industrial environment, this product will provide a strong, quality, weatherproof connection.

Specifications: 1,5mm²-2,5mm² x 20pcs.


Shrinkage ratio: 2:1.

Operating temperature: -55°C/+125°C.

Minimum shrink temperature: 80°C.

Starting temperature of solder melt: 115°C.

Temperature of fully solder melt: 150°C.



7200140 1.5-2.5mm² 20pcs BLUE

ISOLDER 2

GENERAL INFORMATION

ISOLDER is a new innovative solution for connecting conductors simultaneously provides a soldered, insulated and waterproof connection in just a few seconds. No soldering kit required. Whether you're repairing a damaged electrical appliance cable, splicing wires in a car or in a professional industrial environment, this product will provide a strong, quality, weatherproof connection.

Specifications: 4,0mm²-6,0mm² x 20pcs.


Shrinkage ratio: 2:1.

Operating temperature: -55°C/+125°C.

Minimum shrink temperature: 80°C.

Starting temperature of solder melt: 115°C.

Temperature of fully solder melt: 150°C.



7200150 4.0-6.0mm² 20pcs YELLOW

ISOLDER 3

GENERAL INFORMATION

ISOLDER is a set of new innovative solution for connecting conductors simultaneously provides a soldered, insulated and waterproof connection in just a few seconds.

No soldering kit required.

Specifications: Set of 70pcs:

5pcs x 0.25 - 0.34mm².

30pcs x 0.50 - 1.00mm².

30pcs x 1.50 - 2.50mm².

5pcs x 4.00 - 6.00mm².

Shrinkage ratio: 2:1.

Operating temperature: -55°C/+125°C.

Minimum shrink temperature: 80°C.

Starting temperature of solder melt: 115°C.

Temperature of fully solder melt: 150°C.




7200160 70pcs

ISOLDER 4


GENERAL INFORMATION

TERMI is a safe connectors family for solid & non flexible, wires only. Maximum resistance of 450V. Are available in 5 different types. 100pcs in each box, each size.




7200030 12 POSITIONS 3A 4mm

TERMI 1




7200040 12 POSITIONS 5A 6mm

TERMI 2




7200010 12 POSITIONS 10A 10mm

TERMI 3



7200020 12 POSITIONS 30A 16mm

TERMI 4



7200050 12 POSITIONS 60A 25mm

TERMI 5

GENERAL INFORMATION

QUICKY is a quick and safe connectors family for solid, non flexible, wires only. Maximum resistance of 300V. Are available in 4 different types. 100pcs in each bag, each size.



2
YEARS
WARRANTY

7200060 2 POSITIONS 24A 0,5mm²-2,5mm²

QUICKY 2



2
YEARS
WARRANTY

7200070 3 POSITIONS 24A 0,5mm²-2,5mm²

QUICKY 3



2
YEARS
WARRANTY

7200080 5 POSITIONS 24A 0,5mm²-2,5mm²

QUICKY 5



2
YEARS
WARRANTY

7200090 4 POSITIONS 24A 0,5mm²-2,5mm²

QUICKY 4

GENERAL INFORMATION

QUICKY-1 is a quick and safe connectors family for flexible and non flexible wires. Maximum resistance of 450V. Are available in 3 different types. 100pcs in each box, each size.



2
YEARS
WARRANTY

7200100 2 POSITIONS 32A 0,5mm²-4mm²

QUICKY 12



2
YEARS
WARRANTY

7200110 3 POSITIONS 32A 0,5mm²-4mm²

QUICKY 13



2
YEARS
WARRANTY

7200120 5 POSITIONS 32A 0,5mm²-4mm²

QUICKY 15

GENERAL INFORMATION

ISOLANTE 20 is a professional insulation tape family. It is flame retardant and can be used as electric insulation for e.g. power connections, or as wire-marker to identify individual wires. 5000V breakdown. 100% elasticity. Strength > 15N/cm. According to standard EN 60454-6. Material: PVC. Grip 1.8 N/cm. Electrical strength 40 kV/mm. Tape width: 19mm. Winding length: 20m. Tape thickness: 0.13mm. Available in variety of colors.

7500130	19mm	20m	RED
7500140	19mm	20m	BLUE
7500110	19mm	20m	WHITE
7500120	19mm	20m	BLACK
7500150	19mm	20m	YELLOW

EN 60454-6	UV FILTER	20 m LENGTH	19 mm WIDTH	5°C-90°C
---------------	--------------	-------------------	-------------------	----------



ISOLANTE 20

GENERAL INFORMATION

ISOLANTE 10 is a professional insulation tape family. It is flame retardant and can be used as electric insulation for e.g. power connections, or as wire-marker to identify individual wires. 5000V breakdown. 100% elasticity. Strength > 15N/cm. According to standard EN 60454-6. Material: PVC. Grip 1.8 N/cm. Electrical strength 40 kV/mm. Tape width: 15mm. Winding length: 10m. Tape thickness: 0.13mm. Available in variety of colors.

7500090	15mm	10m	RED
7500100	15mm	10m	BLUE
7500070	15mm	10m	WHITE
7500080	15mm	10m	BLACK

EN 60454-6	UV FILTER	10 m LENGTH	15 mm WIDTH	5°C-90°C
---------------	--------------	-------------------	-------------------	----------



ISOLANTE 10

GENERAL INFORMATION

ARC nail clips are pre-mounted fixing elements with a nail and clip. The nail clip is positioned with the inserted cable and the nail is hammered in. The VITO nail clips are ideal for quickly and securely fixing individual cables in wood, wooden materials, plasterboard, aerated concrete and vertically perforated brick. Are available in 8 different sizes and the blister is with zip opening which means you can open and close many times. 100pcs in each bag, each size.



ARC 1

7600020 No:1 W:5mm NAIL:15mm



ARC 2

7600140 No:1.5 W:6mm NAIL:22mm



ARC 3

7600030 No:2 W:7mm NAIL:22mm



ARC 4

7600150 No:2.5 W:8mm NAIL:22mm



ARC 5

7600040 No:3 W:9mm NAIL:22mm



ARC 6

7600050 No:4 W:10mm NAIL:25mm



ARC 7

7600070 No:5 W:12mm NAIL:27mm



ARC 8

7600090 No:6 W:14mm NAIL:32mm

GENERAL INFORMATION

TIE P is a family of plastic, flame retardant, cable ties made of high quality nylon PA6. They have strong bearing capacity and are not easy to break. Bright color, good toughness, not easy to aging and long service life. Strong, durable great for organizing cables. They are available in 2 colors, white & black. Black color cable ties are having a UV film for extra protection against the sun.




TIE P

7100210	2,5x100mm	TENSION: 8KG	100PCS	WHITE
7100230	2,5x150mm	TENSION: 8KG	100PCS	WHITE
7100250	2,5x200mm	TENSION: 8KG	100PCS	WHITE
7100270	3,6x150mm	TENSION: 18KG	100PCS	WHITE
7100290	3,6x200mm	TENSION: 18KG	100PCS	WHITE
7100310	3,6x300mm	TENSION: 18KG	100PCS	WHITE
7100330	4,6x200mm	TENSION: 22KG	100PCS	WHITE
7100350	4,6x300mm	TENSION: 22KG	100PCS	WHITE
7100370	4,8x250mm	TENSION: 22KG	50PCS	WHITE
7100390	4,8x350mm	TENSION: 22KG	50PCS	WHITE
7100410	7,0x350mm	TENSION: 40KG	25PCS	WHITE
7100430	7,0x500mm	TENSION: 40KG	25PCS	WHITE

7100220	2,5x100mm	TENSION: 8KG	100PCS	BLACK
7100240	2,5x150mm	TENSION: 8KG	100PCS	BLACK
7100260	2,5x200mm	TENSION: 8KG	100PCS	BLACK
7100280	3,6x150mm	TENSION: 18KG	100PCS	BLACK
7100300	3,6x200mm	TENSION: 18KG	100PCS	BLACK
7100320	3,6x300mm	TENSION: 18KG	100PCS	BLACK
7100340	4,6x200mm	TENSION: 22KG	100PCS	BLACK
7100360	4,6x300mm	TENSION: 22KG	100PCS	BLACK
7100380	4,8x250mm	TENSION: 22KG	50PCS	BLACK
7100400	4,8x350mm	TENSION: 22KG	50PCS	BLACK
7100420	7,0x350mm	TENSION: 40KG	25PCS	BLACK
7100440	7,0x500mm	TENSION: 40KG	25PCS	BLACK

GENERAL INFORMATION

SEAT P is a family of plastic, flame retardant, fixed seats for cable ties made of high quality nylon PA66. Perfect for securing cable ties to a flat surface using the screw mount to make sure the base is fastened firmly. They are available in 2 colors, white & black. Black color fixed seats are having a UV film for extra protection against the sun.



SEAT P

7100460	OPENING SIZE: 5mm	50PCS	WHITE
7100480	OPENING SIZE: 9mm	50PCS	WHITE

7100470	OPENING SIZE: 5mm	50PCS	BLACK
7100490	OPENING SIZE: 9mm	50PCS	BLACK

GENERAL INFORMATION

TIE MP is a set of 300 plastic, flame retardant, cable ties made of high quality nylon PA6. They have strong bearing capacity and are not easy to break. Not easy to aging. They are available in 6 mixed colors, white, black, green, red, yellow & cyan. Black color cable ties are having a UV film for extra protection against the sun.



7100450	2,5x100mm	25PCS	RED
	2,5x150mm	25PCS	YELLOW
	2,5x100mm	25PCS	BLACK
	2,2x100mm	25PCS	GREEN
	2,5x100mm	50PCS	WHITE
	3,5x200mm	50PCS	RED
	3,5x200mm	50PCS	BLUE
	3,5x300mm	50PCS	WHITE



TIE MP

GENERAL INFORMATION

PANO 1 is a halogen free Distribution box made of polycarbonate with solid door. It is equipped with a steel plate on the back with thickness of 2mm. Containing 1 plastic key and 4 bases for wall installation. Door opening: 270°. Degree of protection: IP54. Resistance to impact: IK07. Glow wire resistance: 650°C. Ambient temperature range: -25°C / +40°C. Dimensions: 220x300x150mm.

ISI-454002230302230

220x300x150mm

PANO 1



GENERAL INFORMATION

PANO 2 is a halogen free Distribution boxes made of polycarbonate with solid door. It is equipped with a steel plate on the back with thickness of 2mm. Containing 1 plastic key and 4 bases for wall installation. Door opening: 270°. Degree of protection: IP54. Resistance to impact: IK07. Glow wire resistance: 650°C. Ambient temperature range: -25°C / +40°C. Dimensions: 300x400x150mm.

ISI-465003040302231

300x400x150mm

PANO 2



GENERAL INFORMATION

PANO 3 is a halogen free Distribution boxes made of polycarbonate with solid door. It is equipped with a steel plate on the back with thickness of 2mm. Containing 1 plastic key and 4 bases for wall installation. Door opening: 270°. Degree of protection: IP54. Resistance to impact: IK07. Glow wire resistance: 650°C. Ambient temperature range: -25°C / +40°C. Dimensions: 400x600x200mm.

ISI-465004060302236

400x600x200mm

PANO 3



GENERAL INFORMATION

PANO 4 is a halogen free Distribution box made of polycarbonate with semi transparent door.
It is equipped with a steel plate on the back with thickness of 2mm.
Containing 1 plastic key and 4 bases for wall installation
Door opening: 270°.
Degree of protection: IP54.
Resistance to impact: IK07.
Glow wire resistance: 650°C.
Ambient temperature range: -25°C / +40°C.
Dimensions: 220x300x150mm.

ISI-45400223302233

220x300x150mm

PANO 4



GENERAL INFORMATION

PANO 5 is a halogen free Distribution box made of polycarbonate with semi transparent door.
It is equipped with a steel plate on the back with thickness of 2mm.
Containing 1 plastic key and 4 bases for wall installation
Door opening: 270°.
Degree of protection: IP54.
Resistance to impact: IK07.
Glow wire resistance: 650°C.
Ambient temperature range: -25°C / +40°C.
Dimensions: 300x400x150mm.

ISI-465003040302232

300x400x150mm

PANO 5



GENERAL INFORMATION

BUFFET 1 is a junction box intended for electrical junctions.
Degree of protection: IP20.
Resistance to impact: IK07.
Glow wire resistance: 650°C.
Ambient temperature range: -25°C / +40°C.
Maximum operating voltage: 1000V AC - 1500V DC.
Dimensions: 85x85mm.



ISI-554001111302200

85x85mm

BUFFET 1

GENERAL INFORMATION

BUFFET 2 is a halogen free junction box intended for electrical junctions.
Containing cable soft glands for avoiding water penetration.
Degree of protection: IP40.
Resistance to impact: IK07.
Glow wire resistance: 650°C.
Ambient temperature range: -25°C / +40°C.
Maximum operating voltage: 1000V AC - 1500V DC.
Dimensions: 110x110x70mm.



ISI-554001111302213

Φ90mm

BUFFET 2

GENERAL INFORMATION

BUFFET 3 is a halogen free junction box intended for electrical junctions.
Containing 1 silicone ring and cable soft glands for avoiding water penetration.
Degree of protection: IP54.
Resistance to impact: IK07.
Glow wire resistance: 650°C.
Ambient temperature range: -25°C / +40°C.
Maximum operating voltage: 1000V AC - 1500V DC.
Double insulation: Class II.
Dimensions: 110x110x70mm.



ISI-554001111302210

110x110x70mm

BUFFET 3

GENERAL INFORMATION

BUFFET 4 is a halogen free junction box intended for electrical junctions. Containing 1 silicone ring and cable soft glands for avoiding water penetration. Degree of protection: IP54. Resistance to impact: IK07. Glow wire resistance: 650°C. Ambient temperature range: -25°C / +40°C. Maximum operating voltage: 1000V AC - 1500V DC. Double insulation: Class II. Dimensions: 110x180x70mm.



ISI-554001111302211

110x180x70mm

BUFFET 4

GENERAL INFORMATION

BUFFET 5 is a halogen free junction box intended for electrical junctions. Containing 1 silicone ring and cable soft glands for avoiding water penetration. Degree of protection: IP54. Resistance to impact: IK07. Glow wire resistance: 650°C. Ambient temperature range: -25°C / +40°C. Maximum operating voltage: 1000V AC - 1500V DC. Double insulation: Class II. Dimensions: 180x270x100mm.



ISI-554001111302212

180x270x100mm

BUFFET 5

GENERAL INFORMATION

BUFFET 3 is a halogen free junction box intended for electrical junctions with semi-transparent cover. Containing 1 silicone ring and cable soft glands for avoiding water penetration. Degree of protection: IP54. Resistance to impact: IK07. Glow wire resistance: 650°C. Ambient temperature range: -25°C / +40°C. Maximum operating voltage: 1000V AC - 1500V DC. Double insulation: Class II. Dimensions: 180x270x100mm.



ISI-554001111302223

180x270x100mm

BUFFET 6

GENERAL INFORMATION

MS 06 is a surface mounted PIR sensor made of polycarbonate.

The base is rotatable horizontal and vertical

Is intended for internal installations as its protection class is IP20.

Detection Angle: 360°.

Maximum Detection Range: <6m (24°C).

Motion detection speed: 0,6~1,5m/s.

Height of Installation: 2,2-4m.

Ambient Light: 3~2000lux.

Time Delay: 10sec-120sec.

Available in white color.



6110090 1200W 59x72mm WHITE

MS 06

GENERAL INFORMATION

MS 08 is a recessed PIR sensor made of ABS.

Is intended for internal installations as its protection class is IP20.

Detection Angle: 160°.

Maximum Detection Range: <9m (24°C).

Motion detection speed: 0,6~1,5m/s.

Ambient Light: 10~2000lux.

Time Delay: 10sec-420sec.

Available in white color.



6110120 500W 83x83x43mm WHITE

MS 08

GENERAL INFORMATION

MS 07 is a surface mounted PIR sensor made of polycarbonate.

Head is movable in both axis, horizontal & vertical.

Is intended for internal and external installations as its protection class is IP44.

Detection Angle: 180°.

Maximum Detection Range: <12m (24°C).

Motion detection speed: 0,6~1,5m/s.

Height of Installation: 2,2-4m.

Ambient Light: 3~2000lux.

Time Delay: 10sec-900sec.

Available in white and black colors.



6110100 1200W 84x92x65mm WHITE

6110110 1200W 84x92x65mm BLACK

MS 07

GENERAL INFORMATION

MS 04 is a recessed PIR sensor made of polycarbonate.
Is intended for internal installations as its protection class is IP20.
Detection Angle: 360°.
Maximum Detection Range: <6m (24°C).
Motion detection speed: 0,6~1,5m/s.
Height of Installation: 2,2-4m.
Ambient Light: 3~2000lux.
Time Delay: 10sec-900sec.
Cut hole for installation: Φ40mm.
Available in white color.



6110070 800W Φ40 CUT Φ50 WHITE

MS 04

GENERAL INFORMATION

MS 05 is a surface mounted PIR sensor made of plastic.
Is intended for internal installations as its protection class is IP20.
Detection Angle: 360°.
Maximum Detection Range: <6m (24°C).
Motion detection speed: 0,6~1,5m/s.
Height of Installation: 2,2-4m.
Ambient Light: 10~2000lux.
Time Delay: 10sec-420sec.
Available in white color.



6110080 400W Φ76x20mm WHITE

MS 05

GENERAL INFORMATION

MS 09 is a surface mounted Microwave sensor made of polycarbonate.
Is intended for internal installations as its protection class is IP20.
Detection Angle: 360°.
Maximum Detection Range: <6m (24°C).
Motion detection speed: 0,6~1,5m/s.
Height of Installation: 2,2-4m.
Ambient Light: 3~2000lux.
Time Delay: 10sec-720sec.
Available in white color.



6110130 800W Φ102x24mm WHITE

MS 09

GENERAL INFORMATION

MS 10 is a recessed Hand sweep sensor made of ABS.

Is intended for internal installations as its protection class is IP20.

Detection Angle: 360°.

Maximum Detection Range: <5-6cm.

Motion detection speed: 0,6~1,5m/s.

Time Delay: 10sec-480sec.

Cut hole for installation: Ø22mm.

Available in black color.



6110140 500W Ø22 CUT Ø30 BLACK

MS 10

GENERAL INFORMATION

SD ION is a single-station alarm with an early warning signal, made of plastic.

Is intended for internal installations as its protection class is IP21.

This alarm utilizes ionization sensing technology to activate in the event of a smoke or fire incident and its compact design lends it a discreet profile in your home or business.

Powered by a 9-Volt battery (not included), this smoke alarm will protect you, your family and home during a power outage. - When the battery begins to lose power, a low-battery alert will begin to chirp to notify you it is time to replace.

Available in white color.



6120010 BATTERY 9V Ø132x42mm WHITE

SD ION

GENERAL INFORMATION

PHS 05 is a surface mounted Photocell sensor made of plastic.

Is intended for external installations as its protection class is IP44.

Detection Angle: 360°.

Maximum Detection Range: <1-8m (24°C).

Ambient Light: 5~50lux.



6100050 2000W 10A Ø72x70mm

PHS 05

GENERAL INFORMATION

PHS 01 is a surface mounted Photocell sensor made of plastic.
Is intended for external installations as its protection class is IP44.
Detection Angle: 180°.
Maximum Detection Range: <1-8m (24°C).
Ambient Light: 5~15lux.

6100010 1000W 6A 45x45x35mm



PHS 01

GENERAL INFORMATION

PHS 02 is a surface mounted Photocell sensor made of plastic.
Is intended for external installations as its protection class is IP44.
Detection Angle: 360°.
Maximum Detection Range: <1-8m (24°C).
Ambient Light: 5~50lux.

6100020 2000W 10A Ø62x75mm



PHS 02

GENERAL INFORMATION

PHS-04 is a surface mounted Photocell sensor made of plastic.
Is intended for external installations as its protection class is IP44.
Detection Angle: 360°.
Maximum Detection Range: <1-8m (24°C).
Ambient Light: 5~100lux.

6100040 3000W 25A Ø72x70mm

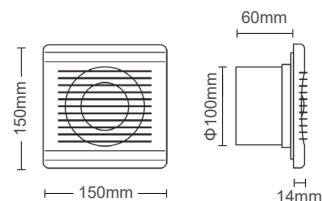


PHS 04

GENERAL INFORMATION

VENTI G1 is the most commercial exhaust fan of VITO.
Front surface of the fan is Gril.
The Discreet slim profile with the length of the neck of the back side to be less than 60mm, makes it suitable almost for any project.
Diameter of the back pipe is $\Phi 100\text{mm}$.
It can be installed recessed in ceilings or walls.
Long life and silent motor, lasts 50.000 hours and the noise is $<35\text{dB}$ (3m).
Ability to absorb $100\text{m}^3/\text{h}$ of air .
Consumption of the fan is 12W.
Available in white mat color.
Electrical connection can be done inside or outside of the fan.

8005100 $\Phi 100\text{mm}$ 12W $100\text{m}^3/\text{h}$ WHITE

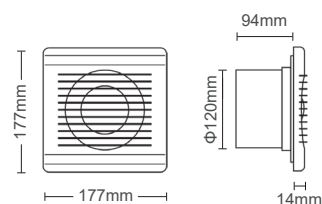


VENTI G1

GENERAL INFORMATION

VENTI G2 is the most commercial exhaust fan of VITO.
Front surface of the fan is Gril.
Discreet slim profile with the length of the neck of the back side to be less than 95mm.
Diameter of the back pipe is $\Phi 120\text{mm}$.
It can be installed recessed in ceilings or walls.
Long life and silent motor, lasts 50.000 hours and the noise is $<36\text{dB}$ (3m).
Ability to absorb $150\text{m}^3/\text{h}$ of air .
Consumption of the fan is 15W.
Available in white mat color.
Electrical connection can be done inside or outside of the fan.

8005120 $\Phi 120\text{mm}$ 15W $150\text{m}^3/\text{h}$ WHITE

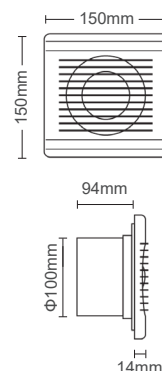


VENTI G2

GENERAL INFORMATION

VENTI F1 is the most commercial exhaust fan of VITO.
Front surface of the fan is flat and is removable.
Discreet slim profile with the length of the neck of the back side to be less than 95mm.
Diameter of the back pipe is $\Phi 100\text{mm}$.
It can be installed recessed in ceilings or walls.
Long life and silent motor, lasts 50.000 hours and the noise is $<35\text{dB}$ (3m).
Ability to absorb $100\text{m}^3/\text{h}$ of air .
Consumption of the fan is 12W.
Available in silver and black mat colors.
Electrical connection can be done inside or outside of the fan.

8005170 $\Phi 100\text{mm}$ 12W $100\text{m}^3/\text{h}$ SILVER
8005111 $\Phi 100\text{mm}$ 12W $100\text{m}^3/\text{h}$ BLACK



VENTI F1



WIRED DOORBELLS

GENERAL INFORMATION

VITO electric doorbells are intended for home use, but they can also be used in other areas. BELLA 4 is a wired mechanical doorbell with transformer. 220V in - 12V out. Is made of plastic. Sound: 1 melody, mechanical Ding-Dong. Volume: 80db (non adjustable). Power Consumption: <2W.

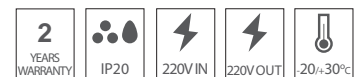


5800100 1 MELODY 162x98x42 WHITE

BELLA 4

GENERAL INFORMATION

VITO electric doorbells are intended for home use, but they can also be used in other areas. BELLA 5 is a wired mechanical doorbell 220V Is made of plastic. Sound: 1 melody, mechanical Ding-Dong. Volume: 80db (non adjustable). Power Consumption: <2W.



5800110 1 MELODY 162x98x42 WHITE

BELLA 5

GENERAL INFORMATION

BELLA 3 is a kinetic digital wireless doorbell made of ABS. It is equipped with bright LED light indicator. Pairing method: automatic pairing – self-learning.

Sound: digital 4 chord, 20 melodies.

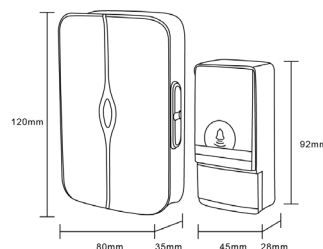
Volume: 70-80db (3 steps, low,middle,high).

A long wireless range of wireless doorbell guarantees clear and smooth communication between the push button and the doorbell itself. Working Range: maximum 100m (in open spaces).

Transmitter Voltage: is self powered by kinetic energy, free of batteries.

Receiver Voltage: Direct to the plug 110V/220V. Available in black mat color.

5800070 20 MELODIES 120x80x35 BLACK



BELLA 3

GENERAL INFORMATION

BELLA 2 is a digital wireless doorbell made of ABS. It is equipped with bright LED light indicator. Strong Anti-jamming system, unique code to avoid false trigger. Pairing method: automatic pairing – self-learning.

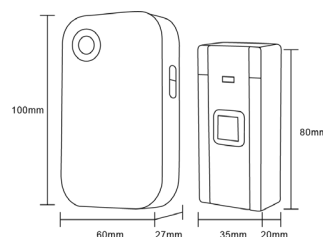
Sound: digital 4 chord, 20 melodies.

Volume: 70-80db (3 steps, low,middle,high).

A long wireless range of wireless doorbells guarantees clear and smooth communication between the push button and the doorbell itself. Working Range: maximum 100m (in open spaces). Transmitter Voltage: 12V V23GA battery (included). Receiver Voltage: 4.5V 3xAAA batteries (are not included).

Available in white with grey color.

5800060 20 MELODIES 100x60x27 WHITE



BELLA 2

GENERAL INFORMATION

BELLA 1 is a digital wireless doorbell made of ABS.

Pairing method: automatic pairing – self-learning.

Share frequency, with no interference from others.

With bright LED light indicator.

Sound: 36 melodies.

Volume: 75dB.

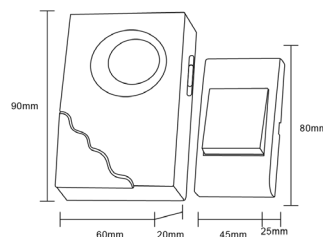
Transmitter Voltage: 12V V23GA battery (included).

Receiver Voltage: 3V 2xAAA batteries (are not included).

Working Range: 80m (in open spaces).

Available in white with blue color.

5800050 36 MELODIES 90x60x20 WHITE

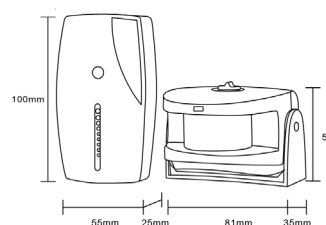


BELLA 1

GENERAL INFORMATION

BELLA 6 is an intelligent alarm set with separate wireless infrared sensor.
Volume: 70-80db (3 steps, low,middle,high).
Sound: 2 melodies.
Transmitter Voltage: 4.5V DC 3xAAA .
(are not included).
Receiver Voltage: 3V DC 2xAAA (are not included).
Sensor transmitter: 2 options, 1. stand alone alarm sound, 2. use with the receiver.
Working frequency: RF 315MHz / 433.92MHz.
Detection angle: 100° adjustable.
Detection distance: 3-7m.
Receiver/Transmitter Range: 130-150m (in open spaces).
Available in white color.

5800080 2 MELODIES 100x55x25 WHITE

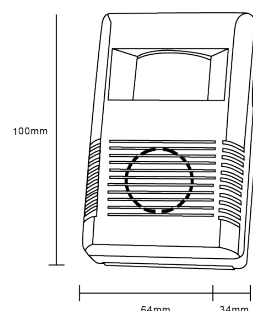


BELLA 6

GENERAL INFORMATION

BELLA 7 is an intelligent alarm set with built in infrared sensor.
Volume: 85db.
Working Voltage: 4.5V DC 3xAAA
(are not included).
Sensor transmitter: 2 options, 1. play a sound among 36 available melodies, 2. welcome voice.
Detection angle: 100° adjustable.
Detection distance: 3-7m.
Available in white color.

5800090 2 MELODIES 100x64x34 WHITE



BELLA 7

GENERAL INFORMATION

UNI is a family of lampholders E14 & E27 made of plastic with pressed ends.

DUI is family of lampholders E14 & E27 made of bakelite with screwed ends.

Max. temperature: 210°C. Housing material: PBT. Max. load: 4A. Voltage: 250V. Available in 2 colors, white and black.



UNI-1

7300040 E14 300PCS/BOX WHITE



UNI-2

7300020 E27 400PCS/BOX WHITE



UNI-3

7300030 E14 500PCS/BOX WHITE

this model
include 2 rings



UNI-4

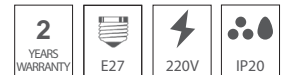
7300010 E27 800PCS/BOX WHITE

this model
include 2 rings



DUI-1

7310030 E14 800PCS/BOX BLACK



DUI-2

7310040 E27 400PCS/BOX BLACK



DUI-3

7310010 E14 500PCS/BOX BLACK

this model
include 2 rings



DUI-4

7310020 E27 400PCS/BOX BLACK

this model
include 2 rings

GENERAL INFORMATION

TRI is a family of lampholders E14 & E27 made of porcelain.
S is family of starters intended to be used with fluorescent tubes T8 G13.



TRI-1

7320050 E27 360PCS/BOX



TRI-2

7320040 E27 400PCS/BOX



TRI-3

7320030 E27 400PCS/BOX



TRI-4

7320020 E14 400PCS/BOX



TRI-1

7320090 GU10 1000PCS/BOX



TRI-2

7320080 MR16 2000PCS/BOX



S2

6400020 GU10 4-22W 1000PCS/BOX




S10

6400010 GU10 4-65W 1000PCS/BOX

GENERAL INFORMATION

PENDO 1 is a pendant set of bulb base, with terminal box and cable.
Cable length: 20cm.
Max. temperature: 210°C.
Housing material: PBT.
Max. load: 4A.
Voltage: 250V.
Cable cross-section: 2x0,75mm².
Cable type: H03VV-F.
100pcs in a box.
Available in 2 colors, white and black.



7300081	4A	Φ37x59x250mm	WHITE
7300080	4A	Φ37x59x250mm	BLACK

PENDO 1

GENERAL INFORMATION

PENDO 2 is a pendant set of bulb base, with cable and rozete.
Cable length: 65cm.
Max. temperature: 210°C.
Housing material: PBT.
Max. load: 4A.
Voltage: 250V.
Cable cross-section: 2x0,75mm².
Cable type: H03VV-F.
100pcs in a box.
Available in 2 colors, white and black.




7300200	4A	Φ37x70x650mm	WHITE
7300210	4A	Φ37x70x650mm	BLACK

PENDO 2

GENERAL INFORMATION

PENDO 3 is a pendant set of E27 bulb base, with rozete and plastic pipe.
Pipe length: 20cm.
Max. temperature: 210°C.
Housing material: PBT.
Max. load: 4A.
Voltage: 250V.
Cable cross-section: 2x0,75mm².
Cable type: H03VV-F.
50pcs in a box.
Available in white color.



7300190	4A	Φ37x59x250mm	WHITE
---------	----	--------------	-------

PENDO 3

GENERAL INFORMATION

VITEZ XS is a pendant fixture with rozete and cable.
Cable length: 65cm.
Housing material: PE.
Max. load: 4A.
Voltage: 250V.
Cable cross-section: 2x0,75mm².
Cable type: H03VV-F.
16pcs in a box.
Available in 2 colors, white and black.



4102550	4A	Φ205x180x650mm	WHITE
4102560	4A	Φ205x180x650mm	BLACK



VITEZ XS

GENERAL INFORMATION

VITEZ XM is a pendant fixture with rozete and cable.
Cable length: 65cm.
Housing material: PE.
Max. load: 4A.
Voltage: 250V.
Cable cross-section: 2x0,75mm².
Cable type: H03VV-F.
16pcs in a box.
Available in 2 colors, white and black.



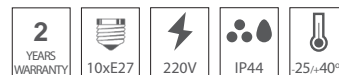
4102620	4A	Φ205x180x650mm	GREEN
4102640	4A	Φ205x180x650mm	YELLOW
4102580	4A	Φ205x180x650mm	WHITE
4102590	4A	Φ205x180x650mm	BLACK



VITEZ XM

GENERAL INFORMATION

STRING 10 is a garland system of lighting made of PVC.
It has a protection class of IP44 which means it can be used for outdoor purposes too.
Can transform gardens, verandas or terraces into cozy space for having fun & relax.
The String is interconnected and you can create lines of lighting with only one plug.
It consisted of 10+3m, 3x0.75mm², of cable and 10 base holders E27.
Distance between base holders is 1m.
Lighting sources are not included.
Maximum wattage of led bulbs 60W.



7300170 10xE27 10m

STRING 10

GENERAL INFORMATION

STRING-15 is a garland system of lighting made of PVC.
It has a protection class of IP44 which means it can be used for outdoor purposes too.
Can transform gardens, verandas or terraces into cozy space for having fun & relax.
The String is interconnected and you can create lines of lighting with only one plug.
It consisted of 15+3m, 3x0.75mm², of cable and 15 base holders E27.
Distance between base holders is 1m.
Lighting sources are not included.
Maximum wattage of led bulbs 60W.



7300180 15xE27 15m

STRING 15



GENERAL INFORMATION

CANYON 1212 is a cable trunk which is made of PVC UL94,VOM1 and with max.load capacity 1.7kg.
It is produced in white color (RAL 9010), with UV protection film and can be painted at any color.
Can resist temperatures up to 960°C.
Operating temperature: -25 / +65°C.Resistant to UV radiation. Impact Resistance: 0.5Joule.
Is packed in carton box and minimum order quantity is 1 box.

8000020 12x12x2000mm 252 M/BOX WHITE



CANYON 1212

GENERAL INFORMATION

CANYON 1510 is a cable trunk which is made of PVC UL94,VOM1 and with max.load capacity 1.75kg.
It is produced in white color (RAL 9010), with UV protection film and can be painted at any color.
Can resist temperatures up to 960°C.
Operating temperature: -25 / +65°C.Resistant to UV radiation. Impact Resistance: 0.5Joule.
Is packed in carton box and minimum order quantity is 1 box.

8000030 15x10x2000mm 240 M/BOX WHITE



CANYON 1510

GENERAL INFORMATION

CANYON 1616 is a cable trunk which is made of PVC UL94,VOM1 and with max.load capacity 2.5kg.
It is produced in white color (RAL 9010), with UV protection film and can be painted at any color.
Can resist temperatures up to 960°C.
Operating temperature: -25 / +65°C.Resistant to UV radiation. Impact Resistance: 0.5Joule.
Is packed in carton box and minimum order quantity is 1 box.

8000040 16x16x2000mm 266 M/BOX WHITE



CANYON 1616

GENERAL INFORMATION

CANYON 2010 is a cable trunk which is made of PVC UL94,VOM1 and with max.load capacity 2.5kg.
It is produced in white color (RAL 9010), with UV protection film and can be painted at any color.
Can resist temperatures up to 960°C.
Operating temperature: -25 / +65°C.Resistant to UV radiation. Impact Resistance: 0.5Joule.
Is packed in carton box and minimum order quantity is a box.

8000050 20x10x2000mm 198 M/BOX WHITE



CANYON 2010

GENERAL INFORMATION

CANYON 2516 is a cable trunk which is made of PVC UL94,VOM1 and with max.load capacity 2.9kg.
It is produced in white color (RAL 9010), with UV protection film and can be painted at any color.
Can resist temperatures up to 960°C.
Operating temperature: -25 / +65°C.Resistant to UV radiation. Impact Resistance: 0.5Joule.
Is packed in carton box and minimum order quantity is 1 box.

8000060 25x16x2000mm 168 M/BOX WHITE



CANYON 2516

GENERAL INFORMATION

CANYON 2525 is a cable trunk which is made of PVC UL94,VOM1 and with max.load capacity 4.4kg.
It is produced in white color (RAL 9010), with UV protection film and can be painted at any color.
Can resist temperatures up to 960°C.
Operating temperature: -25 / +65°C.Resistant to UV radiation. Impact Resistance: 0.5Joule.
Is packed in carton box and minimum order quantity is 1 box.

8000070 25x25x2000mm 130 M/BOX WHITE



CANYON 2525

GENERAL INFORMATION

CANYON 4016 is a cable trunk which is made of PVC UL94,VOM1 and with max.load capacity 4.7kg.
It is produced in white color (RAL 9010), with UV protection film and can be painted at any color.
Can resist temperatures up to 960°C.
Operating temperature: -25 / +65°C.Resistant to UV radiation. Impact Resistance: 0.5Joule.
Is packed in carton box and minimum order quantity is 1 box.

8000090 40x16x2000mm 98 M/BOX WHITE



CANYON 4016

GENERAL INFORMATION

CANYON 4025 is a cable trunk which is made of PVC UL94,VOM1 and with max.load capacity 5.8kg.
It is produced in white color (RAL 9010), with UV protection film and can be painted at any color.
Can resist temperatures up to 960°C.
Operating temperature: -25 / +65°C.Resistant to UV radiation. Impact Resistance: 0.5Joule.
Is packed in carton box and minimum order quantity is a box.

8000100 40x25x2000mm 80 M/BOX WHITE



CANYON 4025

CABLE TRUNKS
WITHOUT ADHESIVE TAPE

GENERAL INFORMATION

CANYON 4040 is a cable trunk which is made of PVC UL94,VOM1 and with max.load capacity 7kg.
It is produced in white color (RAL 9010), with UV protection film and can be painted at any color.
Can resist temperatures up to 960°C.
Operating temperature: -25 / +65°C.Resistant to UV radiation. Impact Resistance: 0.5Joule.
Is packed in carton box and minimum order quantity is 1 box.

8000110 40x40x2000mm 72 M/BOX WHITE



CANYON 4040

GENERAL INFORMATION

CANYON 6040 is a cable trunk which is made of PVC UL94,VOM1 and with max.load capacity 10.5kg.
It is produced in white color (RAL 9010), with UV protection film and can be painted at any color.
Can resist temperatures up to 960°C.
Operating temperature: -25 / +65°C.Resistant to UV radiation. Impact Resistance: 0.5Joule.
Is packed in carton box and minimum order quantity is 1 box.

8000120 60x40x2000mm 48 M/BOX WHITE



CANYON 6040

GENERAL INFORMATION

CANYON 6060 is a cable trunk which is made of PVC UL94,VOM1 and with max.load capacity 12.4kg.
It is produced in white color (RAL 9010), with UV protection film and can be painted at any color.
Can resist temperatures up to 960°C.
Operating temperature: -25 / +65°C.Resistant to UV radiation. Impact Resistance: 0.5Joule.
Is packed in carton box and minimum order quantity is 1 box.

8000130 60x60x2000mm 40 M/BOX WHITE



CANYON 6060

GENERAL INFORMATION

CANYON 8040 is a cable trunk which is made of PVC UL94,VOM1 and with max.load capacity 12.7kg.
It is produced in white color (RAL 9010), with UV protection film and can be painted at any color.
Can resist temperatures up to 960°C.
Operating temperature: -25 / +65°C.Resistant to UV radiation. Impact Resistance: 0.5Joule.
Is packed in carton box and minimum order quantity is a box.

8000140 80x40x2000mm 28 M/BOX WHITE



CANYON 8040

CABLE TRUNKS
WITHOUT ADHESIVE TAPE

GENERAL INFORMATION

CANYON 10040 is a cable trunk which is made of PVC UL94,VOM1 and with max.load capacity 17.3kg.
It is produced in white color (RAL 9010), with UV protection film and can be painted at any color.
Can resist temperatures up to 960°C.
Operating temperature: -25 / +65°C.Resistant to UV radiation. Impact Resistance: 0.5Joule.
Is packed in carton box and minimum order quantity is 1 box.

8000160 100x40x2000mm 16 M/BOX WHITE



CANYON 10040

GENERAL INFORMATION

CANYON 10060 is a cable trunk which is made of PVC UL94,VOM1 and with max.load capacity 20.3kg.
It is produced in white color (RAL 9010), with UV protection film and can be painted at any color.
Can resist temperatures up to 960°C.
Operating temperature: -25 / +65°C.Resistant to UV radiation. Impact Resistance: 0.5Joule.
Is packed in carton box and minimum order quantity is 1 box.

8000170 100x60x2000mm 24 M/BOX WHITE



CANYON 10060


CABLE TRUNKS WITH ADHESIVE TAPE

GENERAL INFORMATION

CANYON A1212 is a cable trunk which is made of PVC UL94,VOM1 and with max.load capacity 1.7kg. Is equipped with high quality adhesive tape. It is produced in white color (RAL 9010), with UV protection film and can be painted at any color.

Can resist temperatures up to 960°C.
Operating temperature: -25 / +65°C.Resistant to UV radiation. Impact Resistance: 0.5Joule. Is packed in carton box and minimum order quantity is 1 box.

8000190	12x12x2000mm	252 M/BOX	WHITE
8000470	12x12x2000mm	252 M/BOX	BLACK




CANYON A1212

GENERAL INFORMATION

CANYON A1510 is a cable trunk which is made of PVC UL94,VOM1 and with max.load capacity 1.75kg. Is equipped with high quality adhesive tape. It is produced in white color (RAL 9010), with UV protection film and can be painted at any color.

Can resist temperatures up to 960°C.
Operating temperature: -25 / +65°C.Resistant to UV radiation. Impact Resistance: 0.5Joule. Is packed in carton box and minimum order quantity is 1 box.

8000200	15x10x2000mm	240 M/BOX	WHITE
8000480	15x10x2000mm	240 M/BOX	BLACK




CANYON A1510

GENERAL INFORMATION

CANYON A1616 is a cable trunk which is made of PVC UL94,VOM1 and with max.load capacity 2.5kg. It is produced in white color (RAL 9010), with UV protection film and can be painted at any color.

Can resist temperatures up to 960°C.
Operating temperature: -25 / +65°C.Resistant to UV radiation. Impact Resistance: 0.5Joule. Is packed in carton box and minimum order quantity is 1 box.

8000210	16x16x2000mm	266 M/BOX	WHITE
8000490	16x16x2000mm	266 M/BOX	BLACK



CANYON A1616

GENERAL INFORMATION

CANYON A2010 is a cable trunk which is made of PVC UL94,VOM1 and with max.load capacity 2.5kg. Is equipped with high quality adhesive tape.It is produced in white color (RAL 9010), with UV protection film and can be painted at any color.

Can resist temperatures up to 960°C.
Operating temperature: -25 / +65°C.Resistant to UV radiation. Impact Resistance: 0.5Joule. Is packed in carton box and minimum order quantity is a box.

8000220	20x10x2000mm	198 M/BOX	WHITE
---------	--------------	-----------	-------



CANYON A2010


CABLE TRUNKS WITH ADHESIVE TAPE

GENERAL INFORMATION

CANYON A2516 is a cable trunk which is made of PVC UL94,VOM1 and with max.load capacity 2.9kg. Is equipped with high quality adhesive tape. It is produced in white color (RAL 9010), with UV protection film and can be painted at any color.

Can resist temperatures up to 960°C.
Operating temperature: -25 / +65°C.Resistant to UV radiation. Impact Resistance: 0.5Joule. Is packed in carton box and minimum order quantity is 1 box.

8000230 25x16x2000mm 168 M/BOX WHITE




CANYON A2516

GENERAL INFORMATION

CANYON A2525 is a cable trunk which is made of PVC UL94,VOM1 and with max.load capacity 4.4kg. Is equipped with high quality adhesive tape.It is produced in white color (RAL 9010), with UV protection film and can be painted at any color.

Can resist temperatures up to 960°C.
Operating temperature: -25 / +65°C.Resistant to UV radiation. Impact Resistance: 0.5Joule. Is packed in carton box and minimum order quantity is 1 box.

8000240 25x25x2000mm 130 M/BOX WHITE




CANYON A2525

GENERAL INFORMATION

CANYON A4016 is a cable trunk which is made of PVC UL94,VOM1 and with max.load capacity 4.7kg. Is equipped with high quality adhesive tape.It is produced in white color (RAL 9010), with UV protection film and can be painted at any color.

Can resist temperatures up to 960°C.
Operating temperature: -25 / +65°C.Resistant to UV radiation. Impact Resistance: 0.5Joule. Is packed in carton box and minimum order quantity is 1 box.

8000260 40x16x2000mm 98 M/BOX WHITE




CANYON A4016

GENERAL INFORMATION

CANYON A4025 is a cable trunk which is made of PVC UL94,VOM1 and with max.load capacity 5.8kg. Is equipped with high quality adhesive tape. It is produced in white color (RAL 9010), with UV protection film and can be painted at any color.

Can resist temperatures up to 960°C.
Operating temperature: -25 / +65°C.Resistant to UV radiation. Impact Resistance: 0.5Joule. Is packed in carton box and minimum order quantity is a box.

8000270 40x25x2000mm 80 M/BOX WHITE




CANYON A4025

CABLE TRUNKS WITH ADHESIVE TAPE

GENERAL INFORMATION

CANYON A4040 is a cable trunk which is made of PVC UL94,VOM1 and with max. load capacity 7kg. Is equipped with high quality adhesive tape. It is produced in white color (RAL 9010), with UV protection film and can be painted at any color.
Can resist temperatures up to 960°C.
Operating temperature: -25 / +65°C. Resistant to UV radiation. Impact Resistance: 0.5Joule.
Is packed in carton box and minimum order quantity is 1 box.

8000280 40x40x2000mm 72 M/BOX WHITE




CANYON A4040

GENERAL INFORMATION

CANYON A6040 is a cable trunk which is made of PVC UL94,VOM1 and with max. load capacity 10.5kg. Is equipped with high quality adhesive tape. It is produced in white color (RAL 9010), with UV protection film and can be painted at any color.
Can resist temperatures up to 960°C.
Operating temperature: -25 / +65°C. Resistant to UV radiation. Impact Resistance: 0.5Joule.
Is packed in carton box and minimum order quantity is 1 box.

8000450 60x40x2000mm 48 M/BOX GREY




CANYON A6040

GENERAL INFORMATION

CANYON 2012 FG is a cable trunk which is made of PVC UL94,VOM1 and with max. load capacity 263kg. It is produced in grey RAL7035. Shock-proof, high resistance to crushing. Easy install. Paintable. Different compartments for electric, telephone and data transmission separately.
Resistant to acids, oils and greases.
Non-conductive. - Non flammable.
Is packed in carton box and minimum order quantity is 1 box.

8010020 50x12x2000mm 50 M/BOX GREY




CANYON 5012 FG

GENERAL INFORMATION

CANYON 2012 FG is a cable trunk which is made of PVC UL94,VOM1 and with max. load capacity 263kg. It is produced in grey RAL7035. Is equipped with high quality adhesive tape. Shock-proof, high resistance to crushing. Easy install. Paintable. Different compartments for electric, telephone and data transmission separately.
Resistant to acids, oils and greases.
Non-conductive. - Non flammable.
Is packed in carton box and minimum order quantity is 1 box.

8010080 50x12x2000mm 50 M/BOX GREY



CANYON A5012 FG

lighting
& electrical
catalog

vito[®]
all about lighting

lighting & electrical catalog

VITO EUROPE
102 Iztochna Tangenta str. 4th Floor,
1528, Sofia/Bulgaria
Phone: +359 2 4341575
E-mail: info@vito europe.com
www.vitolighting.com

vito[®]
all about lighting