

General Catalogue 2024

*Opere di luce  
dall'anima  
Mediterranea.*

*Lighting works  
with a  
Mediterranean soul.*

**IL FANALE**



*Opere di luce  
dall'anima  
Mediterranea.*

*Lighting works  
with a  
Mediterranean soul.*

**IL FANALE**

# Index

<b>05</b>	Corporate	<b>478</b>	Manutenzione & Legenda   Maintenance & Legend
<b>15</b>	Materiali   Material	<b>479</b>	Guida IP   IP Guide
<b>23</b>	Bespoke	<b>480</b>	F.A.Q.
<b>27</b>	Referenze   Reference	<b>482</b>	Indice per codice   Code Index

## news



Groove | 37

Levante | 45

Horizon | 53


Foam | 63

Massira | 69

Grid | 79

Sfera | 87

## designforus



Alchimia | 97

Alma | 103

Bell | 109

Bitta | 115

Bloom | 121

BonTon | 129

BonTon Marble | 141

Cone | 147

Etoile | 159

Lanterne Slim | 167

Madame | 177

Molecola | 189

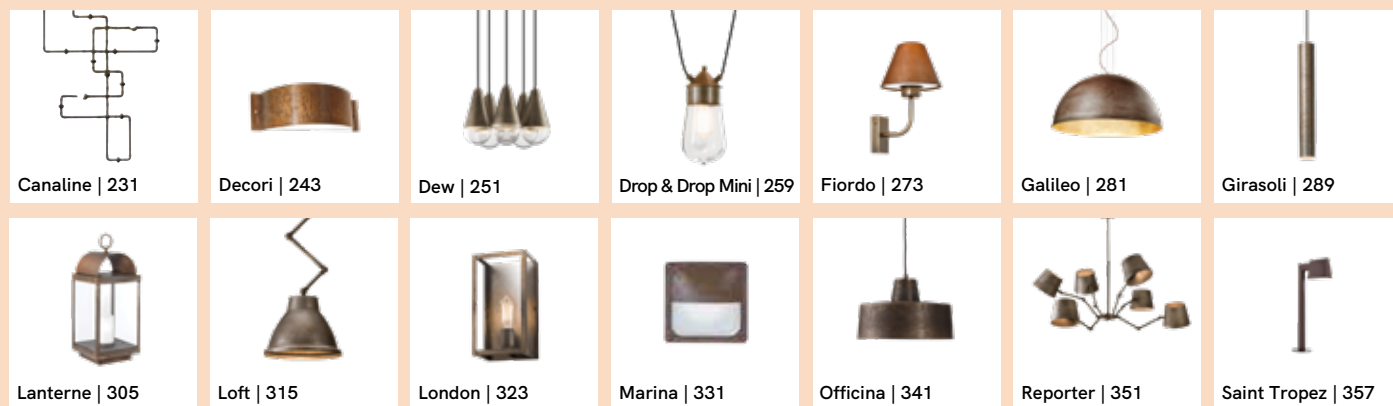
Pliè | 199

Rilegato | 205


Stone | 213

Typha | 223

*industrialforus*



*classicforus*



**a - z**

- |                        |                          |                       |                      |
|------------------------|--------------------------|-----------------------|----------------------|
| ■ Alchimia   97        | ■ Country   409          | □ Lanterne Slim   167 | ■ Rilegato   205     |
| ■ Alma   103           | □ Decori   243           | ■ Levante   45        | □ Saint Tropez   357 |
| ■ Anita   365          | ■ Dew   251              | ■ Loft   315          | □ Sfera   87         |
| ■□ Barchessa   373     | □ Drop & Drop Mini   259 | □ Loggia   435        | ■ Stone   213        |
| ■ Bell   109           | ■ Etoile   159           | ■ London   323        | ■ Tabià   463        |
| □ Bitta   115          | ■ Fior di pizzo   419    | ■ Madame   177        | ■ Typha   223        |
| ■ Bloom   121          | □ Fiordo   273           | □ Marina   331        | □ Venezia   471      |
| ■ Bon Ton   129        | ■ Foam   63              | ■ Massira   69        |                      |
| ■ Bon Ton Marble   141 | ■ Galileo   281          | ■ Mini   441          |                      |
| □ Borgo   381          | □ Garden   429           | ■ Molecola   189      |                      |
| □ Calmaggione   389    | ■ Girasoli   289         | ■ Officina   341      |                      |
| ■ Canaline   231       | □ Grid   79              | ■ Pliè   199          |                      |
| ■ Cascina   395        | ■ Groove   37            | □ Porto   449         |                      |
| ■□ Cone   147          | ■ Horizon   53           | □ Quadro   453        |                      |
| ■□ Contrada   403      | □ Lanterne   305         | ■ Reporter   351      |                      |

■ Indoor Collections

□ Outdoor Collections

■□ Indoor & Outdoor Collections



Il Fanale

*Opere di luce che fondono abilmente design e artigianalità.*  
Questo è ciò che facciamo da oltre quarant'anni.  
Sin dal 1979, ci siamo dedicati a celebrare l'essenza dell'artigianato e la bellezza intrinseca del design Made in Italy.  
La nostra filosofia è semplice: utilizzare i materiali della tradizione come ottone, rame e ferro rendendoli unici attraverso un processo di ossidazione accelerata, che noi definiamo "anticatura".  
I nostri metalli vengono poi esaltati con l'accostamento delle eccellenze locali quali i vetri di Murano e le ceramiche di Bassano, creando pezzi unici che raccontano la storia dell'autentico saper fare italiano.  
La produzione locale e l'attenzione alla progettazione ci consentono di realizzare progetti di luce unici. Non esistono limiti di forma, scala o combinazione di materiali che non possiamo superare grazie al know-how acquisito.  
Benvenuti nell'universo delle lampade che incarnano lo spirito Mediterraneo e l'essenza dell'artigianato fatto con passione e maestria.

*Works of light that skillfully blend design and craftsmanship.* This is what we have been doing for over forty years. Since 1979, we have dedicated ourselves to celebrating the essence of craftsmanship and the intrinsic beauty of Made in Italy design.  
Our philosophy is simple: use traditional materials such as brass, copper or iron and make them unique through a process of accelerated oxidation, which we call "antique".  
Our metals are then enhanced with the combination of local excellence such as Murano glass or Bassano ceramics, creating unique pieces that tell the story of authentic Italian craftsmanship. The local production and attention to design allow us to create unique lighting projects.  
There are no limits to shape, scale, or material combination that we cannot overcome thanks to our acquired know-how.  
Welcome to the universe of lamps that embody the Mediterranean soul and the essence of craftsmanship done with passion and mastery.

*Chi siamo*  
*About*

Un métissage dal sapore mediterraneo.

Il Mediterraneo è un mare che unisce. Unisce le persone portandole da un luogo all'altro e unisce le culture all'insegna di un'estetica fatta di colori caldi, materie vive, artigianalità.

Nello stile mediterraneo convivono la Spagna e la Grecia, il Marocco e la Provenza, le isole della Sicilia e le nostre, quelle della laguna veneta. Ma la mediterraneità è molto più della somma dei suoi stili, è un approccio alle cose che esplora la natura della materia e cerca la verità del tocco, del contatto umano.

A Mediterranean-style fusion.

The Mediterranean is a sea that unites. It unites people by bringing them from one place to another, and it unites cultures with an aesthetic concept comprising warm colours, living materials and craftsmanship.

Spain and Greece, Morocco and Provence, the islands of Sicily and our islands in the Venetian lagoon all share Mediterranean style. But Mediterranean style is much more than the sum of its styles, it is an approach towards things that explore the nature of materials and seek the reality of touch, of human contact.

*Filosofia*  
*Philosophy*







Mettiamo le persone al di sopra dei numeri: chi lavora per Il Fanale è parte di una comunità di ideali e di intenti dove è la passione a fare la differenza rispetto all'offerta di massa. Perché non c'è saper fare senza le persone che sanno fare.

We put people before numbers: those who work for Il Fanale are part of a community of ideals and goals, where passion sets us apart from the mass market. Because there is no know-how without talented people.



*Personne*  
*People*

La produzione delle lampade Il Fanale è interamente italiana. Nel nostro laboratorio di San Biagio di Callalta, alle porte di Treviso, uniamo saperi antichi alle tecnologie più recenti per realizzare prodotti dall'alto contenuto progettuale, secondo i dettami del miglior Made in Italy. La produzione 100% locale, l'impiego di materiali ecocompatibili e un design pensato per durare nel tempo rendono Il Fanale un'azienda che ha la sostenibilità nel DNA. Recentemente abbiamo installato i pannelli solari per produrre l'energia di cui abbiamo bisogno e stiamo studiando soluzioni per ridurre al minimo la plastica usata per alcune componenti elettriche ed eliminare il polistirolo dagli imballaggi.

Il Fanale products are entirely made in Italy. At our lab, in San Biagio di Callalta on the outskirts of Treviso, we combine ancient techniques with cutting-edge technology to create products with sophisticated design, in line with the principles of the best Made in Italy. Il Fanale is a company with sustainability in its DNA thanks to 100% local production, eco-friendly materials and a design intended to last. We have recently installed solar panels to produce the energy we need. We are also looking at ways to minimise the plastic used for some electrical components and eliminate polystyrene from our packaging.

*Made in Italy & Sostenibilità*  
*Made in Italy & Sustainability*





*Studio Zazi*



*DT Studio*



*Brogliato Traverso*



*Paolo Dell'Elce*



*Enzo Berti*



*Studio Klass*



*Fabrizio Fava*



*Mirta Lando*



*Calvi Brambilla*

Lasciamo i designer liberi di esprimere il proprio concetto di luce. Siamo sempre alla ricerca di talenti che amino giocare con la luce, sperimentare e mettersi in gioco, confrontandosi con un'identità di marchio ben definita in cui il design non deve alterare l'animo artigianale, ma esaltare il *valore* di un prodotto manuale e della materia prima.

We allows designers to freely express their concept of light. We are always looking for talents who love to play with light, explore and get involved, dealing with a well-defined brand identity in which the design should not alter the soul of craftsmanship, but enhance the *value* of a manual product and of the raw material.



*Cristina Celestino*



*Matteo Cibic*

*Designer*  
*Designers*





La materia è il cuore del nostro design. Abbiamo scelto di usare materiali nobili come l'ottone, il rame ed il ferro: li trattiamo artigianalmente con processi particolari che conferiscono un aspetto unico e inimitabile ad ogni pezzo e li abbiniamo alle più alte eccellenze locali come il vetro di Murano e le ceramiche di Bassano.

Materials are at the heart of our design. We have chosen to use prestigious materials such as brass, copper and iron: we treat them by hand using special techniques that give each piece a unique and unrepeatable look. We combine them with the finest local materials such as Murano glass and Bassano ceramics. Because there is no know-how without talented people.



*Materiali*  
*Materials*

### Ottone | Brass

L'ottone è una lega di rame e zinco dalla particolare colorazione dorata. Sottoposto a un processo di ossidazione accelerata, una lavorazione totalmente artigianale tramandata all'interno della famiglia, acquisisce una particolare brunitura che definiamo anticata. Nelle lampade da esterno l'ottone, sottoposto ad agenti atmosferici e salinità, è destinato ad acquistare nel tempo sfumature più o meno accentuate e sempre diverse.

Brass is an alloy of copper and zinc with a distinctive golden colour. It undergoes an accelerated oxidation process, a totally artisan process handed down within the family, and acquires a special burnish that we call antique. For our outdoor lamps, brass, subjected to weather conditions and salinity, it is destined to acquire more or less enhanced shades over time that are always different.

### Rame | Copper

Il rame è un metallo molto duttile caratterizzato da una tonalità rossastra. Come gli altri metalli, è sottoposto a un trattamento di ossidazione accelerata attraverso il quale acquista una finitura anticata. Nei prodotti outdoor l'ossidazione continua nel tempo in modo naturale: il rame assume sfumature marrone scuro per effetto del sole e della pioggia, verdi quando esposto all'aria salina delle località di mare.

Copper is a very ductile metal featuring a reddish hue. Like the other metals, it undergoes an accelerated oxidation treatment that gives it an antique finish. With outdoor lighting products, oxidation continues over time in a natural way: copper acquires dark brown nuances from the effect of the sun and rain, and green overtones when exposed to the salty air of seaside locations.

### Ferro | Iron

Materiale nobile, il ferro è un metallo lucente, tenace e malleabile. Anche il ferro, come gli altri metalli, viene sottoposto a un processo di anticatura che crea segni caratteristici sempre diversi su singolo pezzo, che ne esaltano l'identità. Nelle lampade destinate all'uso esterno, il naturale processo di ossidazione continua nel tempo, conferendo al materiale sfumature rossastre.

A precious material, iron is a shiny, tough and malleable metal. Like other metals, iron undergoes an antiquing process that creates characteristic marks on each piece that are always different, enhancing its identity. With lamps intended for outdoor use, the natural oxidation process continues over time, giving the material reddish hues.

I metalli vengono sottoposti ad un trattamento di ossidazione accelerata che conferisce una particolare patina di invecchiamento, che noi definiamo “antico”. Questa speciale lavorazione fa sì che ogni materiale assuma una propria caratteristica di colore: l’ottone assume una colorazione che tende al “verde bosco”; il rame acquisisce tonalità che riportano al “rosso mattone”; il ferro sviluppa una caratteristica ruggine grigiastra. L’ossidazione accelerata viene successivamente bloccata con un particolare procedimento ad alta temperatura: gli elementi vengono poi puliti a mano e resi brillanti od opachi mediante l’applicazione di apposite patine e cere. Il ferro viene trattato con una speciale vernice trasparente.

Metals are subjected to a quick oxidation treatment which gives a characteristic ageing patina, that we define “antiqued”. This particular manufacturing makes sure that every material adopts its own colour feature: brass holds a colouring verging on “wood green”, copper acquires tones which refer to “red-brick”; iron develops a characteristic greyish rust. The quick oxidation is later stopped with a particular high temperature proceeding: the elements are then cleaned by hand and made bright or opaque through the application of suitable patinas and waxes. Iron is treated with a particular transparent paint.



Ottone | Brass

Ottone Anticato | Antique Brass



Rame | Copper

Rame Anticato | Antique Copper



Ferro | Iron

Ferro Anticato | Antique Iron

## *Processo di anticatura*

*Burnished process*



Grafene

Ottone Scuro  
Dark Brass

Ferro Anticato  
Antique Iron

Morocco



Ottone Anticato  
Antique Brass

Ottone Naturale  
Natural Brass

Rame Anticato  
Antique Copper

Ottone Brunito  
Burnished Brass

*Nuove Finiture | New Finishes*



Ottone Scuro | Dark Brass



Grafene  
(Ferro o Ottone | Iron or Brass)



Morocco  
(Ferro o Ottone | Iron or Brass)

*Ottone | Brass*



Ottone Anticato | Antique Brass



Ottone Naturale | Natural Brass



Ottone Brunito | Burnished Brass  
(only Rilegato Collection)

## Rame | Copper



Rame Anticato | Antique Copper

Nel corso dei nostri oltre quarant'anni di storia, abbiamo affinato un'arte che va oltre la semplice lavorazione.

Ogni sfumatura, ogni nuance delle nostre finiture è unica e irripetibile, proprio perché plasmata dalle mani esperte dei nostri artigiani.

Ogni dettaglio, ogni imperfezione controllata, racconta la storia di chi ha lavorato con cura e maestria per creare qualcosa di autentico e senza eguali.

Over the course of our more than forty years of history, we have honed an art that goes beyond mere craftsmanship. Every shade, every nuance of our finishes is unique and unreproducible, precisely because it is shaped by the skilled hands of our artisans. Every detail, every controlled imperfection, tells the story of those who have worked with care and mastery to create something authentic and unparalleled.

## Ferro | Iron



Ferro Anticato | Antique Iron

# Finiture Finishes





Crediamo che ogni luogo sia portatore di unicità.  
Per questo offriamo soluzioni personalizzate per qualsiasi  
ambiente, dal domestico al contract, dal pezzo unico al grande  
progetto.

We believe that every place conveys uniqueness. We therefore offer customised  
solutions for any setting, from homes to the contract sector, from one-offs to major projects.

Il concetto di “su misura” viene dalla moda: significa progettare e poi creare qualcosa ad hoc. L’abbiamo introdotto anche nel nostro lavoro, rendendolo sartoriale: la produzione locale e la sensibilità al tema della progettazione ci permettono di dare vita a qualsiasi idea, senza limiti di forma, né di scala, né di accostamento dei materiali.

In un progetto su misura, il punto di partenza è sempre il dialogo con il cliente, l’architetto o l’interior designer. È dal suo racconto che riusciamo a farci un’idea di quali sono le esigenze pratiche, ma anche lo stile, le caratteristiche dello spazio e le aspettative rispetto alla qualità dell’illuminazione.

The concept of ‘custom-made’ comes from the world of fashion: it means designing and then creating something bespoke. We have also introduced it into our work, making it tailored: local production and awareness of the theme of design allow us to develop any idea, without any limits in terms of shape, scale or combination of materials. The starting point for a custom-made project is always dialogue with the customer, architect or interior designer. The customer provides us with an idea of the practical requirements, the style, the characteristics of the space and the expectations regarding the quality of lighting.



*Bespoke*

Nello studio interno, i tecnici di Il Fanale trasformano l'idea in un progetto. Il processo di progettazione si compone di varie fasi durante le quali vengono prodotti render, mockup, disegni tecnici e prototipi, così da arrivare rapidamente e in modo efficace al prodotto finito, perfetta fusione tra lighting design, artigianalità e tecnologia.

At the Il Fanale in-house studio, our technicians turn ideas into projects. The design process of lamps includes various phases during which renderings, mock-ups, technical drawings and prototypes are produced. We quickly and efficiently achieve the end product, a perfect fusion of lighting design, craftsmanship and technology.







**Palace in Denmark**  
Ejendomsselskabet Sankt Annæ Plads, Copenhagen  
Lighting Design by Møller & Rothe



**Nohasi Palace**  
Puglia, Italy



**The Banya Mullumbimby - Australia**  
Interior design by Style Agenda, Lighting supplier LightCo,  
Photo by Kristian Van Der Beek



**Icaro Hotel - Trento, Italy**  
Project by MoDus Architects  
Photo by Gustav Willeit

La vastità della nostra gamma che abbraccia stili diversi, la possibilità di realizzare prodotti bespoke e oltre 40 anni di esperienza ci fanno superare gli ostacoli tecnici permettendoci di soddisfare esigenze specifiche e di creare la giusta atmosfera in qualsiasi ambiente

The wide range of products of different styles, the possibility to make bespoke products and over 40 years of experience allows us to go over technical obstacles, ensures us to meet specific needs and to create the right atmosphere in any environment. No-hassle solutions for any setting, from homes to the contract sector, from one-offs to major projects.



Double Tree Hilton Rome Monti - Rome, Italy  
Project by THDP  
Photo by Janos Grapow

*Referenze*  
Reference

Discover our projects on [www.ilfanale.com](http://www.ilfanale.com)



Il Fanale presenta le ultime novità all'insegna di uno stile mediterraneo, dove convivono la Spagna e la Grecia, il Marocco e la Provenza, le isole della Sicilia e quelle della laguna veneta. Uno stile che esplora la purezza della materia e che nell'eleganza di forme semplici ritrova la verità del tocco umano.

Il Fanale presents its latest novelties, in perfect alignment with the Mediterranean style shared by Spain, Greece, Morocco, Provence, the Sicilian islands and those of the Venetian lagoon. A style that explores pure materials and rediscovers the true beauty of the human touch in the elegance of simple shapes.



*news*





Cluster Solutions

## Soluzioni Cluster

Per soddisfare le molteplici richieste di soluzioni personalizzate, Il Fanale arricchisce la sua offerta con collezioni che, grazie all'ampia gamma di accessori disponibili, consentono di creare soluzioni funzionali con un'impronta decorativa incisiva. Questa nuova proposta mira ad offrire la possibilità di personalizzare soluzioni dal carattere unico, utilizzando prodotti standard presenti a catalogo, con un tocco di creatività.

To meet the various demands for customized solutions, Il Fanale enriches its offer with collections that, thanks to the wide range of available accessories, allow for the creation of functional solutions with a distinctive decorative touch. This new proposal aims to offer the possibility of personalizing solutions with a unique character, using standard products available in the catalog, infused with a touch of creativity.



Horizon



Groove



Levante

# Rosoni singoli

Single Canopy

Due varianti di rosoni singoli che soddisfano diverse esigenze di installazione e di stile. Il rosone singolo standard, oltre a essere adatto per l'installazione a soffitto consente, in combinazione con l'accessorio fermacavo, di trasformare un punto luce a parete in una comoda sospensione (vedi esempi 1 e 2).

Per coloro che cercano un design minimale, proponiamo il nuovo rosone da incasso che, con la sua forma ad imbuto, garantisce un'estetica pulita ed essenziale.

We offer two different single canopies that meet the various installation and style needs. The standard single canopy, besides being suitable for ceiling installation, allows, in combination with the fairlead for cable accessory, to transform a wall light point into a pendant (see examples 1 and 2). For those seeking a ceiling rose with a minimal design, we propose the new recessed ceiling rose which, with its funnel-shaped form, ensures a clean and essential aesthetic.



**294.10.ON / MM**  
Rosone singolo  
Single Canopy



**294.13.ON / MM**  
Rosone da incasso  
Recessed canopy



Il Fanale

Multiple Canopy

## *Rosoni multipli*

I nostri rosoni multipli rappresentano la soluzione ideale per gestire più cavi di sospensioni, collegate in serie, tramite un unico rosone.

Una valida proposta per illuminare spazi caratterizzati da soffitti irregolari o architetture insolite che richiedono soluzioni creative di installazione.

Our multiple canopies represent the ideal solution for managing multiple pendants cables, connected in series, through a single canopy. A valid proposal for illuminating spaces characterized by irregular ceilings or unusual architectures that require creative installation solutions.



**294.11.ON / MM**

Rosone radiale per max. 6 sospensioni  
Radial canopy for max. 6 pendants

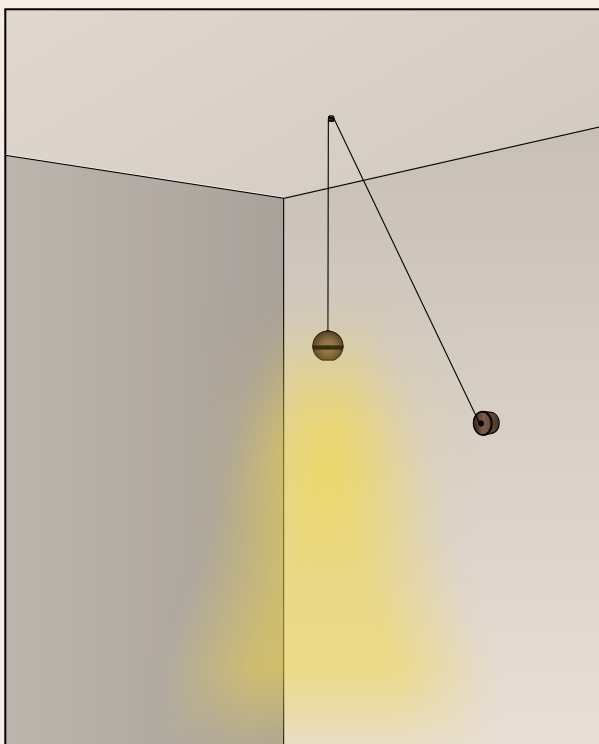


**294.12.ON / MM**

Rosone radiale per max. 12 sospensioni  
Radial canopy for max. 12 pendants



## Esempi di composizione | Examples of composition




1

1pcs.  
**294.10.ON / MM**  
 Rosone per max. 1 sospensione  
 Canopy for max. 1 pendant

+

1pcs.  
**294.14.ON / MM**  
 Fermacavo  
 Fairlead for cable



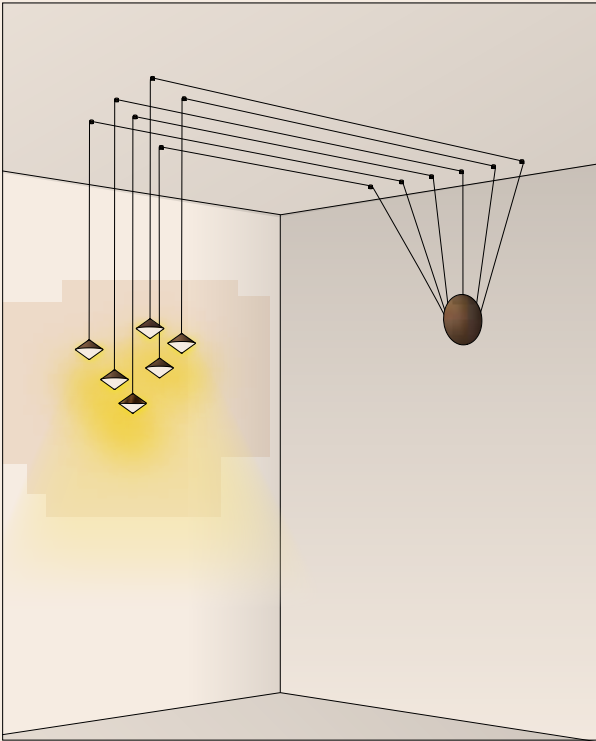
2

1pcs.  
**294.10.ON / MM**  
 Rosone per max. 1 sospensione  
 Canopy for max. 1 pendant

+

2pcs.  
**294.14.ON / MM**  
 Fermacavo  
 Fairlead for cable

## Esempi di composizione | Examples of composition

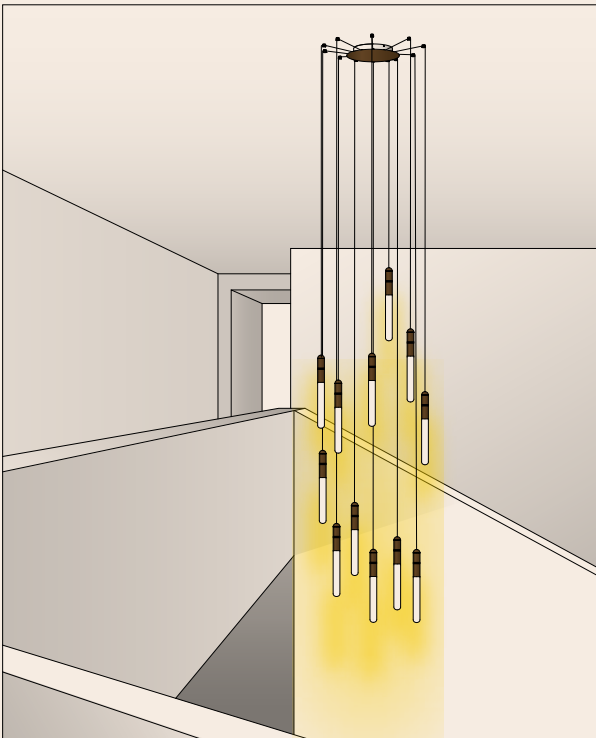


3

1pcs.  
**294.11.ON / MM**  
 Rosone per max. 6 sospensioni  
 Canopy for max. 6 pendants

+

12pcs.  
**294.14.ON / MM**  
 Fermacavo  
 Fairlead for cable



4

1pcs.  
**294.12.ON / MM**  
 Rosone per max. 12 sospensioni  
 Canopy for max. 12 pendants

+

12pcs.  
**294.14.ON / MM**  
 Fermacavo  
 Fairlead for cable



design DT Studio

# Groove

Cluster Solutions

Collezione cluster dal design raffinato e ricercato. Il suo nome è un richiamo alle due incisioni circolari che abbelliscono la sua struttura sferica in finitura Morocco, donando un tocco distintivo ed elegante. Le tre diverse lunghezze di cavo disponibili, accostate alle diverse tipologie di rosoni ed accessori, la rendono una collezione versatile ed adatta alla realizzazione di composizioni luminose uniche e suggestive.

The Cluster Collection boasts refined and sophisticated design. Its name recalls the two circular engravings that embellish its spherical structure finished in Morocco, adding a distinctive and elegant touch. The three different cable lengths available, combined with the various types of ceiling canopies and accessories, make it a versatile collection suitable for creating unique and evocative lighting compositions.



on the left:  
Groove 297.02.MM, 294.13.MM

on the right:  
Groove 297.02.MM, 294.12.MM









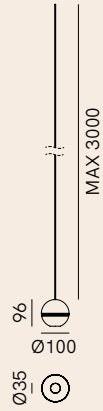
Il Fanale



on the left:  
Groove 297.02.MM

42

3 mt.



**297.01.MM**

LED 6W 2700K CRI90

CE IP20 LED 750lm

5 mt.

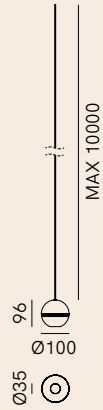


**297.02.MM**

LED 6W 2700K CRI90

CE IP20 LED 750lm

10 mt.




**297.03.MM**

LED 6W 2700K CRI90

CE IP20 LED 750lm

## FINITURE | FINISHES

### Montatura | Frame



**MM**  
Morocco  
Morocco

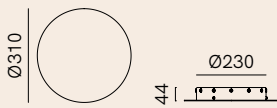
## ACCESSORI | ACCESSORIES

**294.10.ON / MM**

Rosone per max. 1 sospensione  
Canopy for max. 1 pendant

CE IP20 TRIAC dimm

Driver included

**294.12.ON / MM**

Rosone per min.2 - max. 12 sospensioni  
Canopy for min.2 - max. 12 pendants

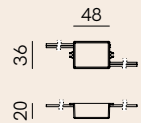
CE IP20 DALI/PUSH/1-10V dimm

2 Drivers included

**294.14.ON / MM**

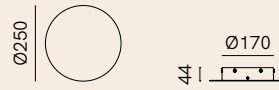
Fermacavo  
Fairlead for cable

CE IP20

**ALI0019**

Alimentatore per 1 sospensione  
Driver for 1 pendant

CE IP20 9V 700mA TRIAC dimm

**294.11.ON / MM**

Rosone per min. 2 - max. 6 sospensioni  
Canopy for min. 2 - max. 6 pendants

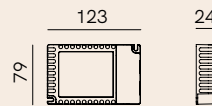
CE IP20 DALI/PUSH/1-10V dimm

Driver included

**294.13.ON / MM**

Rosone da incasso per max. 1 sospensione  
Recessed canopy for max. 1 pendant

CE IP20

**ALI0020**

Alimentatore per 2-6 sospensioni con  
collegamento in serie.  
Driver for 2-6 pendants, with series connection.

CE IP20 9V 700mA DALI/PUSH/1-10V dimm

Vedi esempi di composizioni | 34  
See examples of compositions | 34



Il Fanale

design DT Studio

# Levante


 Cluster Solutions

Con la sua forma affusolata a fiammifero, Levante si rivela una sospensione cluster perfetta per una cascata luminosa in ambienti ristretti o, in alternativa, per creare forme geometriche sospese dando libero spazio alla creatività. La struttura, disponibile in finitura ottone naturale o Morocco, è adornata da due incisioni circolari che la rendono unica ed elegante. Le tre lunghezze standard di cavo, permettono, in accostamento agli accessori, di dare vita a forme uniche.

With its tapering matchstick-like shape, Levante proves to be a perfect cluster suspension for a luminous cascade in confined spaces or alternatively for creating suspended geometric forms, allowing ample room for creativity. The structure, available in Natural Brass or Morocco finish, is adorned with two circular engravings that make it unique and elegant. The three standard cable lengths, in conjunction with accessories, allow for the creation of unique shapes.



on the left:  
Levante in Morocco finish



Il Fanale





on the left:  
Levante in Morocco finish

on the right and bottom:  
Levante in Morocco finish





50

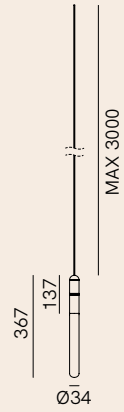
3 mt.



**296.01.ON / MM**

LED 6W 2700K CRI90

CE IP20 750lm



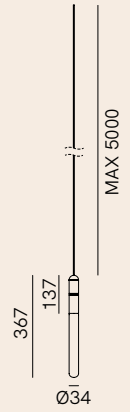
5 mt.



**296.02.ON / MM**

LED 6W 2700K CRI90

CE IP20 750lm



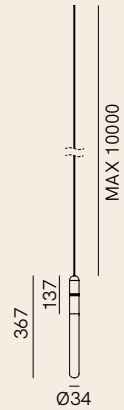
10 mt.



**296.03.ON / MM**

LED 6W 2700K CRI90

CE IP20 750lm




## FINITURE | FINISHES

### Montatura | Frame




**ON**  
Ottone Naturale  
Natural Brass




**MM**  
Morocco  
Morocco

### Vetro | Glass



Borosilicato bianco  
White borosilicate

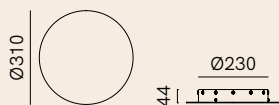
## ACCESSORI | ACCESSORIES

**294.10.ON / MM**

Rosone per max. 1 sospensione  
Canopy for max. 1 pendant

CE IP20 TRIAC dimm

Driver included

**294.12.ON / MM**

Rosone per min.2 - max. 12 sospensioni  
Canopy for min.2 - max. 12 pendants

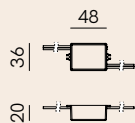
CE IP20 DALI/PUSH/1-10V dimm

2 Drivers included

**294.14.ON / MM**

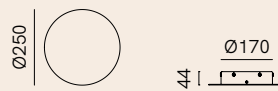
Fermacavo  
Fairlead for cable

CE IP20

**ALI0019**

Alimentatore per 1 sospensione  
Driver for 1 pendant


CE IP20 9V 700mA TRIAC dimm

**294.11.ON / MM**

Rosone per min. 2 - max. 6 sospensioni  
Canopy for min. 2 - max. 6 pendants

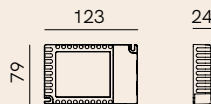
CE IP20 DALI/PUSH/1-10V dimm

Driver included

**294.13.ON / MM**

Rosone da incasso per max. 1 sospensione  
Recessed canopy for max. 1 pendant

CE IP20

**ALI0020**

Alimentatore per 2-6 sospensioni con  
collegamento in serie.  
Driver for 2-6 pendants, with series connection.

CE IP20 9V 700mA DALI/PUSH/1-10V dimm

Vedi esempi di composizioni | 34  
See examples of compositions | 34



design DT Studio

# Horizon

 Cluster Solutions

Horizon, la collezione di lampade da interno ispirata alla fusione tra mare e cielo. L'accostamento di più lampade a sospensione crea suggestive cascate luminose. La disponibilità di tre lunghezze di cavo e di diverse tipologie di accessori consente la creazione di soluzioni luminose completamente personalizzabili.

Horizon is the collection of indoor lamps inspired by the fusion of sea and sky. The combination of multiple pendant lamps creates enchanting luminous cascades. The availability of three cable lengths and various accessory options allows for completely customizable lighting solutions.



on the left:  
Horizon 294.01.MM - 294.02.MM - 294.03.MM





on the left:  
Horizon in Morocco finish

on the bottom:  
Horizon in Natural Brass finish



on the left:  
Horizon 294.02.MM, 294.11.MM, 294.14.MM

on the bottom:  
Horizon 294.02.MM, 294.10.MM, 294.14.MM







on the left:  
Horizon 294.01.MM, 294.12.MM, 294.14.MM

on the bottom:  
Horizon 294.01.MM, 294.13.MM, 294.14.MM



60

3 mt.



**294.01.ON / MM**

LED 6W 2700K CRI90

CE IP20 750lm

5 mt.



**294.02.ON / MM**

LED 6W 2700K CRI90

CE IP20 750lm

10 mt.



**294.03.ON / MM**

LED 6W 2700K CRI90

CE IP20 750lm

#### FINITURE | FINISHES

##### Montatura | Frame




**ON**  
Ottone Naturale  
Natural Brass




**MM**  
Morocco  
Morocco

##### Vetro | Glass



Acidato bianco  
White frosted

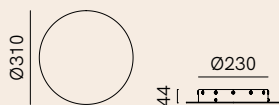
## ACCESSORI | ACCESSORIES

**294.10.ON / MM**

Rosone per max. 1 sospensione  
Canopy for max. 1 pendant

CE IP20 TRIAC dimm

Driver included

**294.12.ON / MM**

Rosone per min.2 - max. 12 sospensioni  
Canopy for min.2 - max. 12 pendants

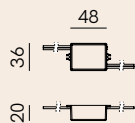
CE IP20 DALI/PUSH/1-10V dimm

2 Drivers included

**294.14.ON / MM**

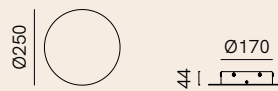
Fermacavo  
Fairlead for cable

CE IP20

**ALI0019**

Alimentatore per 1 sospensione  
Driver for 1 pendant


CE IP20 9V 700mA TRIAC dimm

**294.11.ON / MM**

Rosone per min. 2 - max. 6 sospensioni  
Canopy for min. 2 - max. 6 pendants

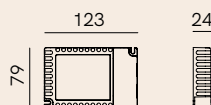
CE IP20 DALI/PUSH/1-10V dimm

Driver included

**294.13.ON / MM**

Rosone da incasso per max. 1 sospensione  
Recessed canopy for max. 1 pendant

CE IP20

**ALI0020**

Alimentatore per 2-6 sospensioni con  
collegamento in serie.  
Driver for 2-6 pendants, with series connection.

CE IP20 9V 700mA DALI/PUSH/1-10V dimm

Vedi esempi di composizioni | 34  
See examples of compositions | 34





design DT Studio

# Foam

La linea Foam soddisfa la necessità di un'illuminazione funzionale e decorativa anche nel bagno. Grazie alla varietà di finiture e forme disponibili, si ottiene un'estetica raffinata, mentre il grado IP44 assicura la conformità per l'installazione in ambienti umidi come il bagno.

The Foam collection meets the need for functional and decorative lighting even in the bathroom. Thanks to the variety of finishes and shapes available, a refined aesthetic is, while the IP44 rating guarantees compliance for installation in humid environments such as the bathroom.



MM




ON

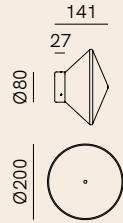
on the left:  
Foam 292.01.MM

on the bottom:  
Foam 292.02.ON

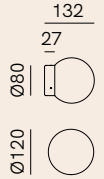









**292.01.ON / MM**  
 1x Max 10W LED E27 (P45)  
 CE IP44 □ TRIAC/IGBT dimm




**292.02.ON / MM**  
 1x Max 10W LED E27 (P45)  
 CE IP44 □ TRIAC/IGBT dimm

**FINITURE | FINISHES**

**Montatura | Frame**




**ON**  
 Ottone Naturale  
 Natural Brass



**MM**  
 Morocco  
 Morocco

**Vetro | Glass**



Acidato bianco  
 White frosted



design Studio Zazi

# Massira

Massira, realizzata in collaborazione con Studio Zazi, si contraddistingue nell'illuminazione grazie alla rilegatura dell'ottone, una lavorazione artigianale che, accostata alla lastra metallica microforata, dona alle forme un carattere contemporaneo.

Una celebrazione della tradizione reinterpretata con stile attuale.

Massira, designed in collaboration with Studio Zazi, stands out in lighting thanks the binding of brass, a craftsmanship that, combined with micro-perforated metal sheets, gives the shapes a contemporary character. A celebration of tradition reinterpreted with modern style.



on the left:  
Massira 295.01.MM - 295.02.MM - 295.03.MM

on the top:  
Massira 295.01.MM, 295.02.MM, 295.03.MM

on the right:  
Massira 295.03.MM








on the bottom:  
Massira 295.10.MM





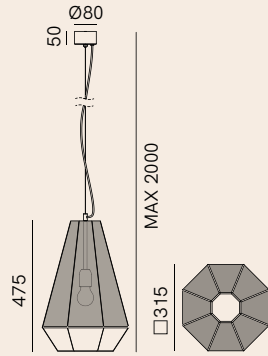


on the bottom:  
Massira 295.11.MM



on the bottom:  
Massira 295.03.MM

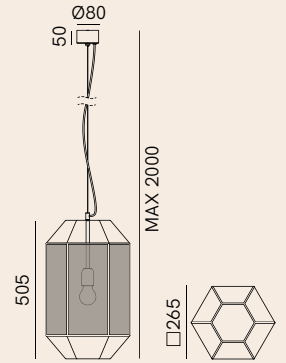




**295.01.MM**

1x Max 15W LED E27

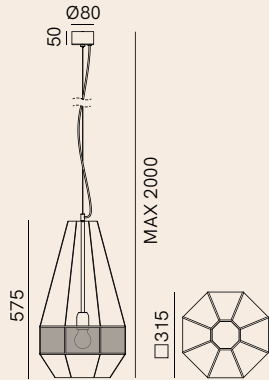
CE IP20 TRIAC/IGBT dimm



**295.02.MM**

1x Max 15W LED E27

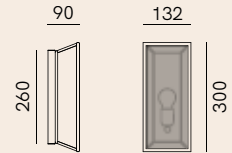
CE IP20 TRIAC/IGBT dimm



**295.03.MM**

1x Max 15W LED E27

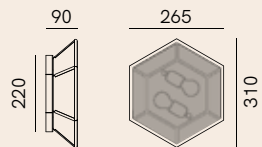
CE IP20 TRIAC/IGBT dimm



**295.10.MM**

1x Max 10W LED E14

CE IP20 TRIAC/IGBT dimm




**295.11.MM**

2x Max 10W LED E14

CE IP20 TRIAC/IGBT dimm


**FINITURE | FINISHES**

**Montatura | Frame**



**MM**  
Morocco  
Morocco

**Vetro | Glass**



Trasparente  
Transparent





design DT Studio

# Grid

Grid, con la sua gamma di lanterne da esterno a terra e a parete, stupisce per l'uso decorativo della lamiera traforata. Il pattern utilizzato è un chiaro richiamo alle geometrie del mondo mediterraneo che grazie al LED integrato crea giochi geometrici di luci ed ombre.

Grid, with its range of outdoor floor and wall lanterns, impresses with the decorative use of perforated sheet metal. The pattern used is a clear reference to the geometries of the Mediterranean world, which, thanks to the integrated LED, creates geometric plays of light and shadow.



on the left:  
Grid 293.04.00

on the right:  
Grid 293.04.00

on the bottom:  
Grid 293.05.00







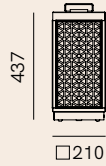
Il Fanale



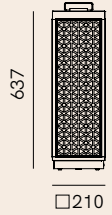
on the left:  
Grid 293.02.00, 293.03.00

on the bottom:  
Grid 293.02.00, 293.03.00

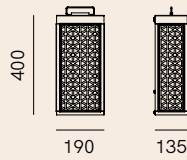




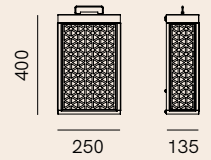
**293.02.00**  
LED 6W 2700K CRI90  
CE IP55 LED 750lm TRIAC/IGBT dimm



**293.03.00**  
LED 6W 2700K CRI90  
CE IP55 LED 750lm TRIAC/IGBT dimm



**293.04.00**  
LED 6W 2700K CRI90  
CE IP55 LED 750lm TRIAC/IGBT dimm



**293.05.00**  
LED 6W 2700K CRI90  
CE IP55 LED 750lm TRIAC/IGBT dimm

**FINITURE | FINISHES**

**Montatura | Frame**



OO  
Ottone anticato  
Antique Brass





design DT Studio

# Sfera

Sfera, la nuova collezione per esterni, in cui design versatile e funzionalità, garantita dal suo grado IP65, si fondono per creare un'atmosfera magica negli spazi all'aperto. La bellezza della struttura in ottone anticato abbraccia delicatamente il vetro soffiato bianco, emanando una luce avvolgente e suggestiva. Con due lampade a sospensione, due lampade da soffitto e due varietà di applique, Sfera offre una soluzione completa per illuminare gli spazi outdoor esterni con eleganza e stile senza tempo.

Sfera, the new outdoor collection where versatile design and functionality, provided by its IP65 rating, merge to create a magical atmosphere in outdoor spaces. The beauty of the antique brass structure delicately embraces the blown white glass, emitting a captivating and suggestive light. With its two pendant lamps, two ceiling lamps, and two varieties of wall lamps, Sfera offers a comprehensive solution to illuminate the outdoor areas with timeless elegance and style.



on the left:  
Sfera 291.05.OOB, 291.09.OOB





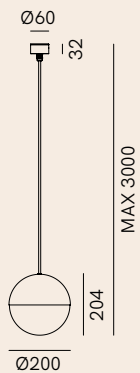
on the left:  
Sfera 291.02.OOB

on the right:  
Sfera 291.09.OOB

on the bottom:  
Sfera 291.06.OOB



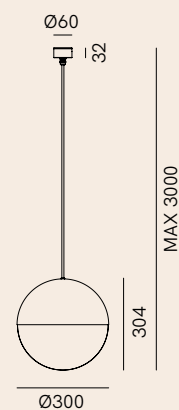




**291.01.OOB**

1x Max 10W LED E14

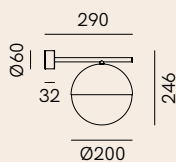
CE IP65 TRIAC/IGBT dimm



**291.02.OOB**

1x Max 15W LED E27

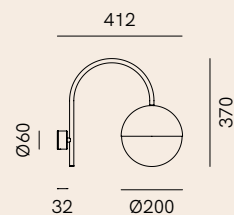
CE IP65 TRIAC/IGBT dimm



**291.05.OOB**

1x Max 10W LED E14

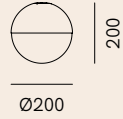
CE IP65 TRIAC/IGBT dimm



**291.06.OOB**

1x Max 10W LED E14

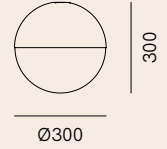
CE IP65 TRIAC/IGBT dimm



**291.08.OOB**

1x Max 10W LED E14

CE IP65 TRIAC/IGBT dimm



**291.09.OOB**

1x Max 15W LED E27

CE IP65 TRIAC/IGBT dimm


**FINITURE | FINISHES**

**Montatura | Frame**



OO  
Ottone Anticato  
Antique Brass

**Vetro | Glass**



Bianco lucido  
Glossy white






*Designforus* esprime il perfetto equilibrio tra forma, funzione e tecnologia. Si ispira alla tradizione locale, ma anche a epoche lontane; al minimalismo, ma anche alla sperimentazione più spinta. Tra essenzialità e decoro, *Designforus* è l'espressione postmoderna di un contemporaneo senza tempo.

*Designforus* expresses the perfect balance of form, function and technology. Inspired by local traditions as well as by bygone times; by minimalism yet also by extreme experimentation, *Designforus* is the post-modern expression of a timeless contemporary style that comprises minimalism and décor.

*designforus*





design Brogliato Traverso

# Alchimia

Dalla combinazione di un elemento cilindrico in ottone naturale e diffusori in vetro di diverse forme, nasce una collezione delicata ed elegante. Lampade a sospensione che si possono comporre per rendere unico e speciale ogni ambiente, in un'alchimia di proporzioni, accostamenti, dimensioni, forme e materiali.


A natural brass cylindrical element combined with glass diffusers in different shapes gives rise to a delicate and elegant collection. Pendant lamps can be arranged to make any context unique and special, with an alchemy of proportions, combinations, sizes, shapes and materials.



on the left:  
Custom Solution Alchimia 277.02, 277.06, 277.05, 277.03, 277.04 in Morocco finish (MMT)

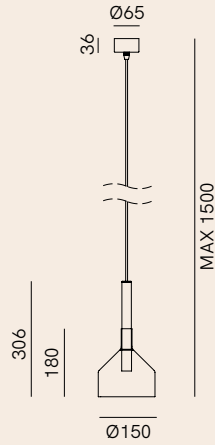
on the right:  
Alchimia 277.05, 277.02, 277.03, 277.04, 277.06  
in natural brass finish (ONT)



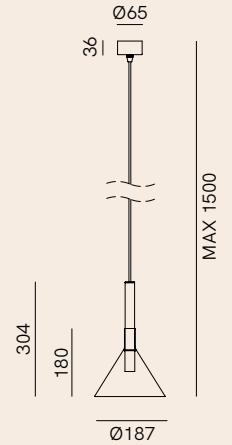


on the bottom:  
Alchimia 277.05, 277.03 in natural brass finish (ONT)

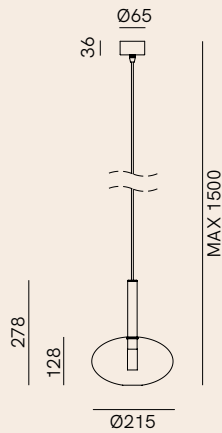




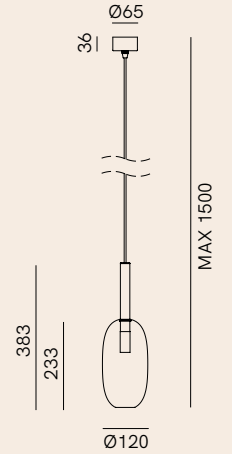
**277.02.ONT / OOT**  
1x Max 5W LED G9  
CE IP20 □ TRIAC/IGBT dimm



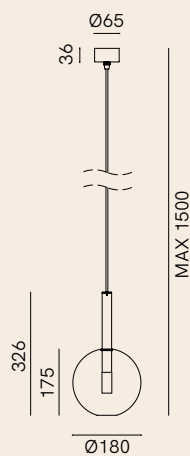
**277.03.ONT / OOT**  
1x Max 5W LED G9  
CE IP20 □ TRIAC/IGBT dimm



**277.04.ONT / OOT**  
1x Max 5W LED G9  
CE IP20 □ TRIAC/IGBT dimm




**277.05.ONT / OOT**  
1x Max 5W LED G9  
CE IP20 □ TRIAC/IGBT dimm



**277.06.ONT / OOT**  
1x Max 5W LED G9  
CE IP20 □ TRIAC/IGBT dimm

**FINITURE | FINISHES**

**Montatura | Frame**



**ON**  
Ottone Naturale  
Natural Brass



**OO**  
Ottone Anticato  
Antique Brass

**Vetro | Glass**



**T**  
Trasparente  
Transparent



Il Fanale



design Matteo Cibic

# Alma

Dalla suggestiva fusione di vetro e ottone nasce Alma, una collezione di lampade dal design contemporaneo dove il corpo luminoso sferico è sospeso come su un trapezio, un tocco di surreale ironia in un gioco di geometrie ed equilibrio.

Il segno di luce dato dalla fonte luminosa a LED dimmerabile è intenso: il risultato è un oggetto iconico con un'aura immateriale. Alma è disponibile con finitura ottone spazzolato in tre modelli a sospensione.

The evocative fusion of glass and brass gives rise to Alma, a collection of lamps in contemporary design. A spherical luminous body is suspended as if on a trapeze for a touch of surreal irony with an interplay of geometry and balance.

The dimmable LED light source provides intense light: the result is an iconic object with an immaterial aura. Alma is available with a brushed brass finish in three pendant lamp models.



on the left:  
Custom solution - Alma 282.01 in Morocco finish

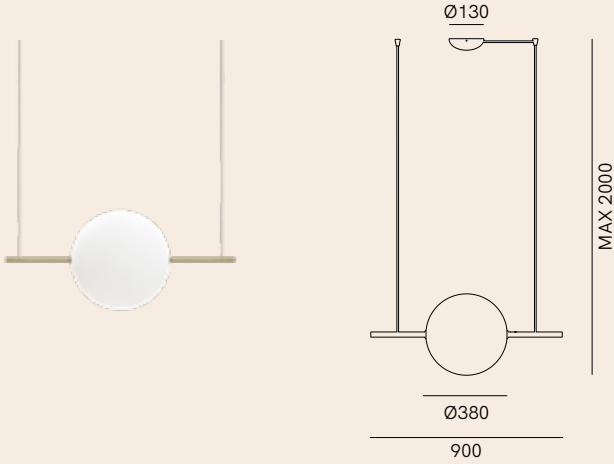
on the right:  
Alma 282.03.ON



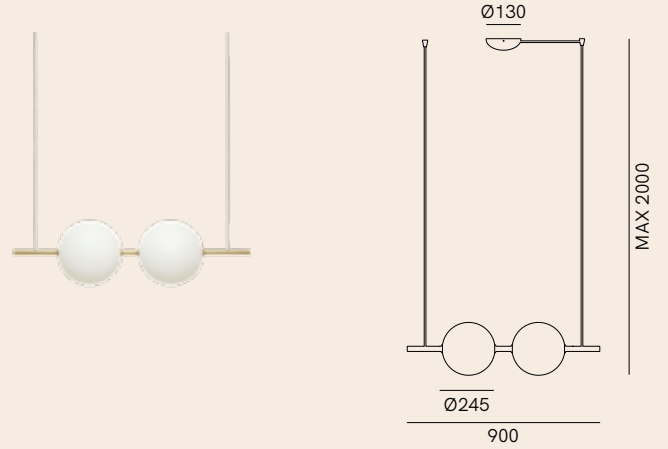


on the bottom:  
Alma 282.02.ON

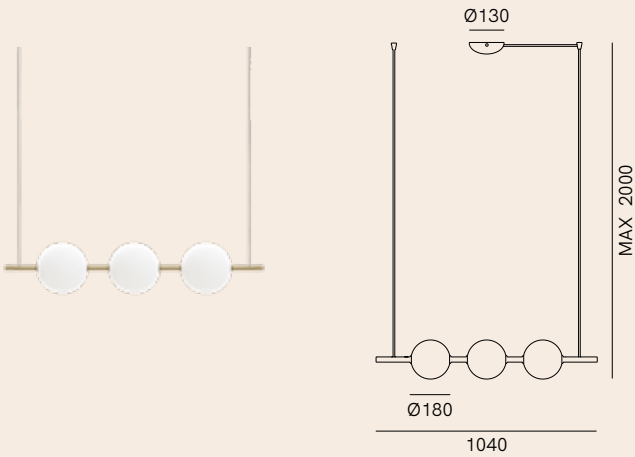




**282.01.ON**  
 LED 20W 2700K CRI90  
 CE IP20 LED 1750lm TRIAC/IGBT dimm  
 Driver included



**282.02.ON**  
 LED 18,5W 2700K CRI90  
 CE IP20 LED 1720lm TRIAC/IGBT dimm  
 Driver included



**282.03.ON**  
 LED 20W 2700K CRI90  
 CE IP20 LED 1750lm TRIAC/IGBT dimm  
 Driver included


**FINITURE | FINISHES**

**Montatura | Frame**



**ON**  
 Ottone Naturale  
 Natural Brass

**Vetro | Glass**



**Borosilicato Bianco**  
 White borosilicate



design DT Studio

# Bell

La collezione Bell è caratterizzata dalla campana in vetro lucido bianco impreziosita dai dettagli della montatura, disponibili nelle finiture ottone anticato o ottone naturale. Semplice ma sofisticata come un abito bianco, diffonde la sua luminosità morbidamente, creando giochi di luce ed ombra. Adatta ad essere inserita in qualsiasi ambiente indoor, la collezione è composta da due sospensioni, singola e doppia, e applique.

The Bell collection features a white polished glass bell embellished with the details of the fixture, available in an antique brass or natural brass finish. Simple yet sophisticated like a white dress, it softly diffuses its luminosity, creating plays of light and shadow. Ideal for inclusion in any indoor environment, the collection consists of two Italian brass pendant lamps, single and double, and a wall lamp.



on the left:  
Bell 287.01.ONB

110

on the right and bottom:  
Bell 287.04.ONB



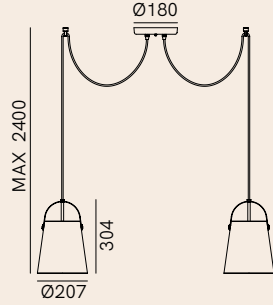

Il Fanale



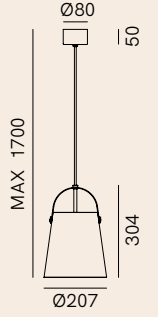


on the bottom:  
Bell 287.01.ONB

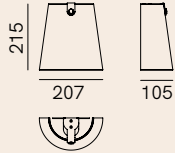




**287.10.ONB / OOB**  
 2 x Max 15W LED E27  
 CE IP20 TRIAC/IGBT dimm




**287.01.ONB / OOB**  
 1 x Max 15W LED E27  
 CE IP20 TRIAC/IGBT dimm



**287.04.ONB / OOB**  
 1 x Max 15W LED E27  
 CE IP20 TRIAC/IGBT dimm

**FINITURE | FINISHES**

**Montatura | Frame**



**ON**  
 Ottone Naturale  
 Natural Brass



**OO**  
 Ottone Anticato  
 Antique Brass

**Vetro | Glass**



**B**  
 Bianco  
 White





Premio Compasso d'Oro ADI

design Enzo Berti

## *Bitta*


Compasso d'Oro ADI 2014, Bitta è una lampada per esterni che rilegge in chiave contemporanea e innovativa un oggetto tradizionale e iconico: la bitta nautica. Il disegno, intuitivo e lineare, esalta la matericità della collezione. Il fascio luminoso emesso verso il basso è simbolo dell'attenta ricerca volta al rispetto dell'ambiente.

Bitta, winner of a Compasso d'Oro ADI Award 2014, is an outdoor lamp that gives a contemporary and innovative twist to a classic and iconic object: the boating cleat. Its intuitive, linear design enhances the material quality of the collection. The light beam shining downwards is the outcome of careful research that respects the environment.

E5



B5



on the left:  
Bitta T1E5

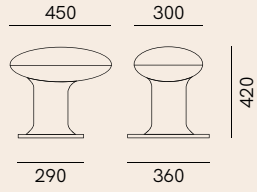




on the bottom:  
Bitta, finishes details  
(on the left: antique brown, on the right: grey)







**T1.B5 / E5**

LED 10W 3000K CRI90

CE IP66 LED 1375lm TRIAC/IGBT dimm

**FINITURE | FINISHES**

**Ghisa Verniciata | Painted Cast Iron**



**B5**  
Grigio  
Grey



**E5**  
Marrone antico  
Antique brown



design Matteo Zorzenoni

# Bloom

La collezione di lampade Bloom ricorda la preziosità delle bottiglie di profumo e dei diffusori orientali di essenze.

La tipologia di vetro dà vita a diversi effetti di luce, più ovattata o più sensuale. La magia dell'oggetto è viva sia nel pezzo singolo sia nella combinazione di più varianti. La collezione si compone di lampade a sospensione, da tavolo e applique. Il vetro grigio o rosa, anche in versione satinata, è caratterizzato dalla lavorazione balloton, una tecnica tradizionale veneziana dal particolare effetto ottico.

The Bloom collection of lamps is reminiscent of the precious nature of perfume bottles and diffusers of oriental essences.

The type of glass gives rise to different light effects, more subdued or more sensual.

The magical object comes alive as a single piece or in a combination of several versions. The collection includes pendant lamps, table lamps and wall lamps. The grey or pink glass, also available in a satin version, features a 'balloton' detail, a traditional Venetian technique with a special optical effect.



on the left:  
Bloom 279.01.G, 279.02.PS



on the right:  
Bloom 279.05.G

on the left:  
Bloom 279.01.P  
Bloom 279.02.G








Il Fanale

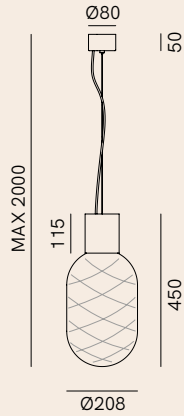
on the left:  
Bloom 279.04.G



## FINITURE VETRO | GLASS FINISHES

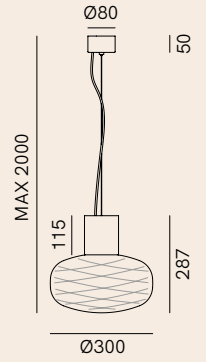
**G** - Grigio trasparente | Transparent Grey**P** - Rosa trasparente | Transparent Pink**GS** - Grigio satinato | Frosted Grey**PS** - Rosa satinato | Frosted Pink





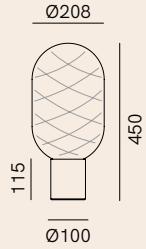
**279.01.G / P / GS / PS**  
1 x Max 15W LED E27

CE IP20 TRIAC/IGBT dimm



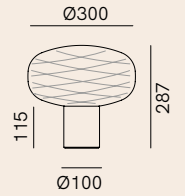
**279.02.G / P / GS / PS**  
1 x Max 15W LED E27

CE IP20 TRIAC/IGBT dimm



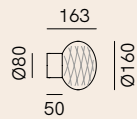
**279.03.G / P / GS / PS**  
1 x Max 15W LED E27

CE IP20 Dimmerabile / Dimmable



**279.04.G / P / GS / PS**  
1 x Max 15W LED E27

CE IP20 Dimmerabile / Dimmable




**279.05.G**  
1 x Max 10W LED E14

CE IP20 TRIAC/IGBT dimm

**FINITURE | FINISHES**

**Montatura | Frame**



Ottone Naturale  
Natural Brass

**Vetro | Glass**



**G**  
Grigio trasparente  
Transparent Grey



**P**  
Rosa trasparente  
Transparent Pink



**GS**  
Grigio satinato  
Frosted Grey



**PS**  
Rosa satinato  
Frosted Pink



design Cristina Celestino

## *Bon Ton*

Bon Ton è un'iconica collezione di lampade ispirata al mondo della gioielleria e a un'elegante femminilità. Elemento iconico del prodotto è il ricciolo di chiusura, che richiama un orecchino. Lampada da terra, da tavolo o a sospensione, Bon Ton è declinata in moltissime varianti, che differiscono per la forma del diffusore più o meno sferica e per i colori.

Bon Ton is an iconic collection of lamps inspired by the world of jewellery and elegant femininity. The iconic feature of the product is the curl of the closure, reminiscent of an earring. Bon Ton is a floor lamp, table lamp or pendant lamp available in many versions. They differ in the shape, more or less spherical, of the diffuser and in colours.



on the left:  
Bon Ton N1A10, N2D10

on the right:  
BonTon N1G1O, N3F1O

on the bottom:  
BonTon N1A1O, N2D1O







on the left and bottom:  
BonTon N3E1O



on the right:  
BonTon N9D3FO

on the bottom:  
BonTon N4A3EO







on the bottom:  
BonTon N6F3EO



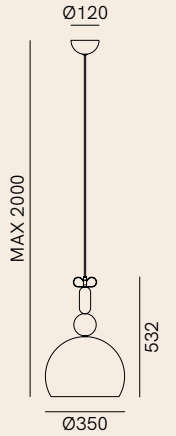
N1



N1A10

N1G10


N1B10



1 x Max 15W LED E27

CE IP20 TRIAC/IGBT dimm

N2



N2C10

N2D10



1 x Max 15W LED E27

CE IP20 TRIAC/IGBT dimm

N3



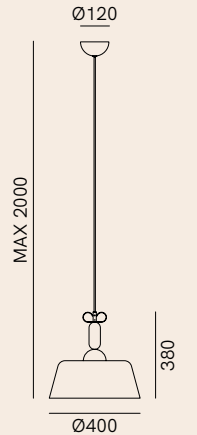
N3G10

N3E10

N3D10

N3F10

N3H10



1 x Max 15W LED E27

CE IP20 TRIAC/IGBT dimm

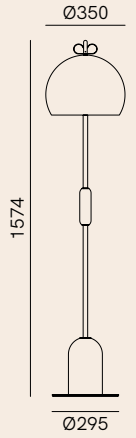
N7



N7A3AO

N7G3AO

N7B3AO



3 x Max 10W LED E14

CE IP20 Non Dimmerabile / Not dimmable

N9



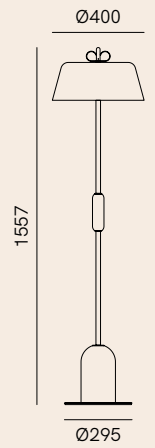
N9G3FO

N9E3FO

N9D3FO

N9F3FO

N9H3FO



3 x Max 10W LED E14

CE IP20 Non Dimmerabile / Not dimmable

FINITURE | FINISHES

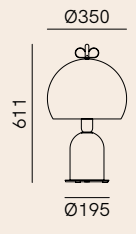


ottone naturale  
natural brass



Interno verniciato bianco  
white varnished interior

N4



N4A3EO

N4G3EO

N4B3EO

3 x Max 10W LED E14

CE IP20 Non Dimmerabile / Not dimmable

N6



N6G3EO

N6E3EO

N6D3EO

N6F3EO

N6H3EO

3 x Max 10W LED E14

CE IP20 Non Dimmerabile / Not dimmable


Alluminio verniciato | Painted Aluminium




RAL 9003 bianco white



RAL 7038 grigio grey




RAL 9005 nero black



RAL 3015 rosa pink



RAL 3014 rosa antico antique pink



RAL 5024 azzurro light blue



RAL 6000 verde green



RAL 1018 giallo yellow



Il Fanale

design Cristina Celestino

## *Bon Ton Marble*

Nella versione preziosa della lampada a sospensione Bon Ton, la sfera è realizzata in vetro sfumato mentre l'elemento di chiusura è in marmo bianco Carrara Gioia o verde Guatemala.

Resta riconoscibile il ricciolo in ottone che richiama un orecchino, fil rouge tra due collezioni egualmente iconiche che esprimono il massimo dell'eleganza e della femminilità.

The precious version of the Bon Ton pendant lamp has a sphere made of shaded glass, whereas the closing element is made of white Carrara Gioia or Guatemala green marble. The recognisable brass curl, reminiscent of an earring, is the common thread between two equally iconic collections that express the ultimate in elegance and femininity.



Bon Ton Marble N16L30  
Carrara Gioia marble and satin grey glass



Bon Ton Marble N16M30  
Guatemala marble and satin pink glass

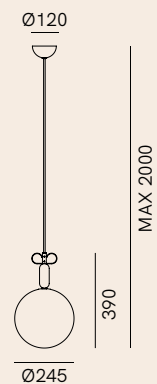







on the bottom:  
Bon Ton Marble N16L30





N16L30

N16M30

1 x Max 10W LED E14



E14 T25 (only)


CE IP20 TRIAC/IGBT dimm

#### FINITURE | FINISHES

N16L30



Marmo Carrara Gioia  
Carrara Gioia Marble



Vetro borosilicato grigio satinato  
Satin grey borosilicate glass

N16M30



Marmo Guatemala  
Guatemala Marble



Vetro borosilicato rosa satinato  
Satin pink borosilicate glass



design DT Studio


# Cone

La collezione di lampade Cone è un chiaro richiamo alla semplicità naturale della forma. Il segno classico, ma al tempo stesso minimal, completa qualsiasi spazio, domestico o pubblico. La gamma si compone di modelli a sospensione e applique di varie tipologie e dimensioni. Cone è disponibile sia in versione indoor sia outdoor.

The Cone collection of lamps clearly recalls the natural simplicity of shapes. Its classic yet minimalist trait complements any domestic or public space. The range includes modern pendant lamps and wall lamps of various types and sizes. Cone is available in an indoor and outdoor version.



Cone outdoor,  
glass cover detail



Cone indoor,  
internal detail

on the left:  
Cone outdoor 286.12.OOB



on the right:  
Cone outdoor 286.17.OOB

on the left:  
Cone outdoor 286.16.OOB  
Cone outdoor 286.18.OOB






Cone









Il Fanale

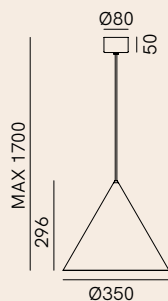
on the left:  
Cone indoor 286.02.MM

on the right:  
Cone indoor 286.07.EE  
Cone outdoor 286.08.FF

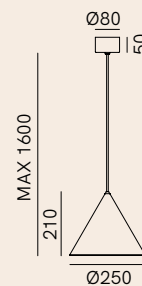


on the bottom:  
Cone outdoor 286.20.OOB

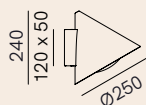


**286.13.OOB**

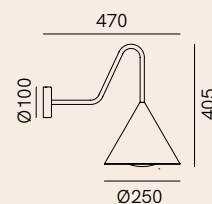
1 x Max 15W LED E27

**286.12.OOB**

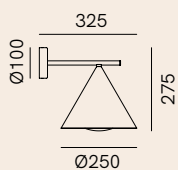
1 x Max 15W LED E27

**286.16.OOB**

1 x Max 15W LED E27

**286.17.OOB**


1 x Max 15W LED E27

**286.18.OOB**

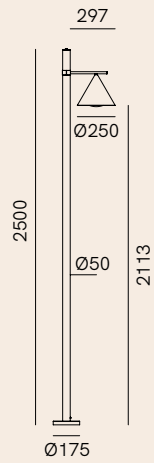
1 x Max 15W LED E27

**FINITURE | FINISHES****Outdoor**

**OO**  
Ottone Anticato  
Antique Brass



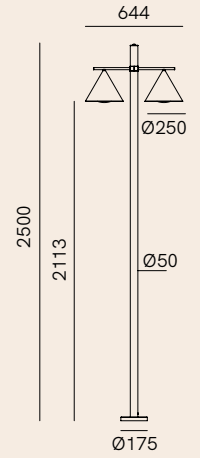
**B**  
Vetro acidato bianco  
White frosted glass



**286.20.OOB**

1 x Max 15W LED E27

CE IP55 TRIAC/IGBT dimm



**286.21.OOB**

2 x Max 15W LED E27

CE IP55 TRIAC/IGBT dimm

FINITURE | FINISHES

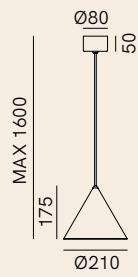
Outdoor



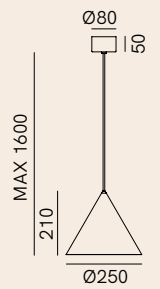
**OO**  
Ottone Anticato  
Antique Brass



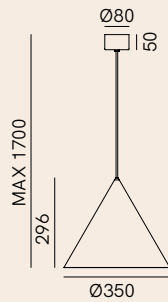
**B**  
Vetro acidato bianco  
White frosted glass



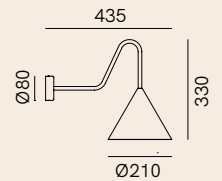
**286.01.FF / MM / EE**  
 1 x Max 10W LED E14  
 CE IP20 TRIAC/IGBT dimm



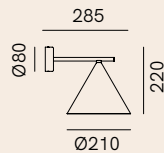
**286.02.FF / MM / EE**  
 1 x Max 15W LED E27  
 CE IP20 TRIAC/IGBT dimm



**286.03.FF / MM / EE**  
 1 x Max 15W LED E27  
 CE IP20 TRIAC/IGBT dimm



**286.07.FF / MM / EE**  
 1 x Max 10W LED E14  
 CE IP20 TRIAC/IGBT dimm




**286.08.FF / MM / EE**  
 1 x Max 10W LED E14  
 CE IP20 TRIAC/IGBT dimm

**FINITURE | FINISHES**

**Indoor**



**FF**  
 Ferro Anticato  
 Antique Iron



**MM**  
 Morocco



**EE**  
 Grafene





design Mirta Lando

## *Etoile*

Sottile ed elegante come una ballerina, la collezione di lampade da interno Étoile ha linee delicate ed essenziali.

La collezione, disponibile con struttura in ottone naturale o anticato e vetro borosilicato è composta da sospensione, piantana, lampada da tavolo e applique.

As slender and elegant as a ballerina, the Étoile collection of indoor lamps features delicate and essential lines.

The collection, available with a natural or antique brass and borosilicate glass fixture, consists of a pendant lamp, floor lamp, table lamp and wall lamp.



on the left:  
Etoile 274.10.ONB, 274.05.ONB

on the right:  
Etoile 274.06.ONB

on the bottom:  
Etoile 274.10.ONB (detail)  
Etoile 274.05.OOB







on the left:  
Etoile 274.04.ONB, 274.07.ONB

on the right:  
Etoile 274.03.ONB

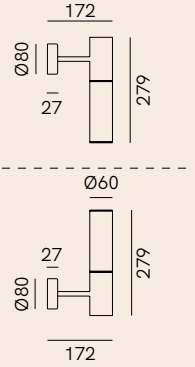




**274.01.ONB / OOB**

1 x Max 5W LED G9

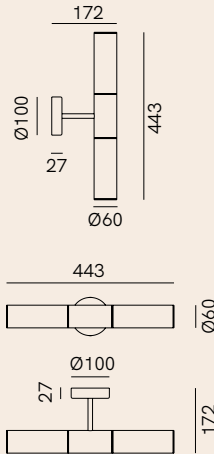

CE IP20 □ TRIAC/IGBT dimm



**274.03.ONB / OOB**

1 x Max 5W LED G9

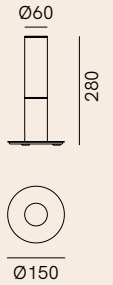
CE IP20 □ TRIAC/IGBT dimm



**274.04.ONB / OOB**

2 x Max 5W LED G9

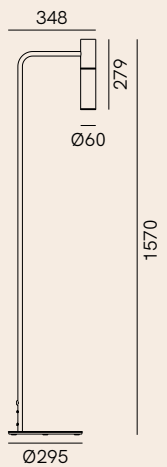

CE IP20 □ TRIAC/IGBT dimm



**274.05.ONB / OOB**

1 x Max 5W LED G9

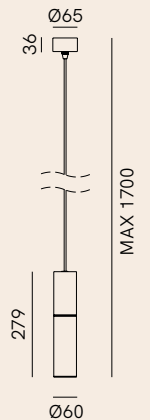
CE IP20 □ Non dimmerabile / Not dimmable



**274.06.ONB / OOB**

1 x Max 5W LED G9

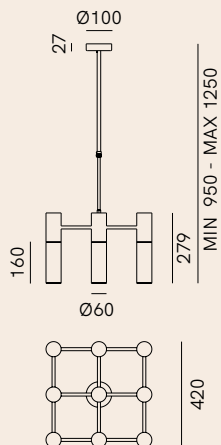
CE IP20 ⊕ Non dimmerabile / Not dimmable



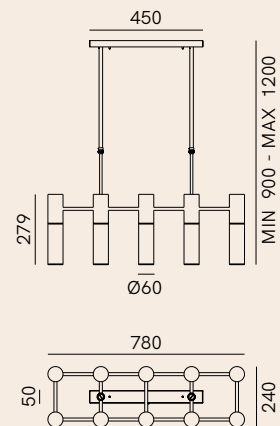

**274.07.ONB / OOB**

1 x Max 5W LED G9


CE IP20 □ TRIAC/IGBT dimm

**274.09.ONB / OOB**

9 x Max 5W LED G9

**274.10.ONB / OOB**

10 x Max 5W LED G9

**FINITURE | FINISHES****Montatura | Frame**

**ON**  
Ottone Naturale  
Natural Brass



**OO**  
Ottone Anticato  
Antique Brass

**Vetro | Glass**

**B**  
Borosilicato bianco  
White borosilicate





design DT Studio

## Lanterne Slim

Come scrigni di luce che illuminano l'ambiente circostante preservandone l'intimità e creando un'atmosfera sofisticata, le lanterne della collezione sono caratterizzate da linee pulite ed eleganti. La struttura, in ottone anticato o ottone scuro, le rende ideali anche per i contesti più naturali. Lanterne Slim è disponibile nella versione a terra, in tre varianti dimensionali, o applique.

Like caskets of light that illuminate their surroundings, preserving their intimacy and creating a sophisticated atmosphere, the brass lanterns in the collection feature clean and elegant lines. The antique brass or dark brass structure makes them ideal for more natural settings. Lanterne Slim is available in a floor lamp version, in three different sizes, or as a wall lamp.



on the left:  
Lanterne Slim 267.04.00, 267.01.00, 267.02.00

on the right:  
Lanterne Slim 267.04.00





Lanterne Slim



Il Fanale

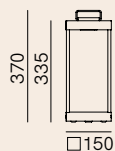
on the left:  
Lanterne Slim 267.03.00

on the bottom:  
Lanterne Slim 267.02.00







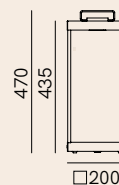


**267.01.00 / OS**

LED 6W 2700K CRI90

CE IP55 LED 750lm TRIAC/IGBT dimm

Driver included

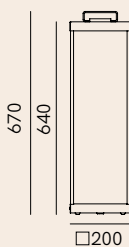


**267.02.00 / OS**

LED 13W 2700K CRI90

CE IP55 LED 1310lm TRIAC/IGBT dimm

Driver included

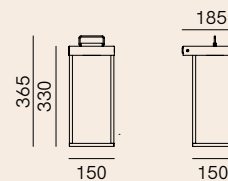


**267.03.00 / OS**

LED 13W 2700K CRI90

CE IP55 LED 1310lm TRIAC/IGBT dimm

Driver included

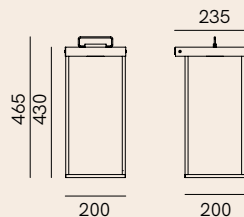


**267.04.00 / OS**

LED 6W 2700K CRI90

CE IP55 LED 750lm TRIAC/IGBT dimm

Driver included



**267.05.00 / OS**

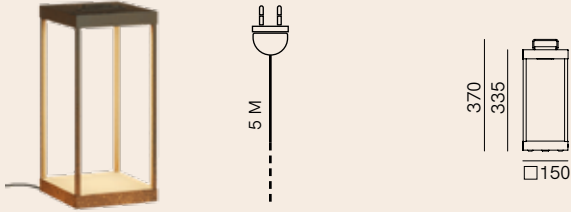
LED 13W 2700K CRI90

CE IP55 LED 1310lm TRIAC/IGBT dimm

Driver included



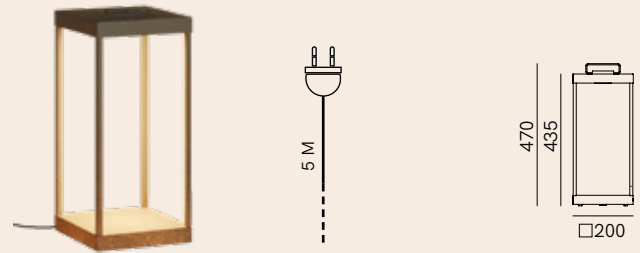
## Versione con presa schuko e cavo da 5mt. | Schuko Plug and 5M cable version

**267.21.00 / OS**

LED 6W 2700K CRI90

750lm TRIAC/IGBT dimm

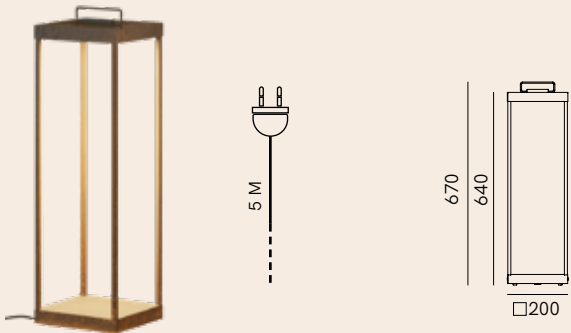
Driver included

**267.22.00 / OS**

LED 13W 2700K CRI90

1310lm TRIAC/IGBT dimm

Driver included

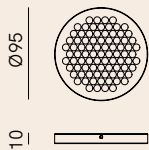
**267.23.00 / OS**

LED 13W 2700K CRI90

1310lm TRIAC/IGBT dimm

Driver included

## ACCESSORI | ACCESSORIES


 Kit antiabbagliamento + 4 viti  
 Anti-glare kit + 4 screws
**267.90.00**

## FINITURE | FINISHES


**00**  
 Ottone Anticato  
 Antique Brass

**0S**  
 Ottone Scuro  
 Dark Brass



design DT Studio

# Madame

Con una menzione speciale al *German Design Award 2024*, Madame è una collezione dalle linee leggere ed eleganti. Gli elementi che rendono la sua forma perfetta sono la raggiatura del busto e una testa minuziosamente proporzionata, adornata da una piccola sfera. Madame è disponibile in ottone naturale o in versione bicolore, nei modelli a sospensione (singola o doppia), applique e faretto a soffitto.

With the special mention at *German Design Award 2024*, the Madame collection of lamps features light and elegant lines. The elements comprising its perfect shape are the radiating torso and meticulously proportioned head, adorned with a small sphere. Madame is available in natural brass or a two-tone version, as a pendant lamp (single or double), wall lamp and ceiling spotlight version.



on the left:  
Madame 288.01.ME

on the bottom and left:  
Madame 288.20.ME







on the left:  
Madame 288.10.ME

on the bottom:  
Madame 288.01.ME





Madame 288.03.ME







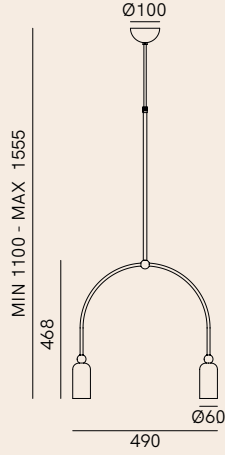
on the left:  
Madame 288.03.ON

on the right:  
Madame 288.01.ON



on the bottom:  
Madame 288.10.ON



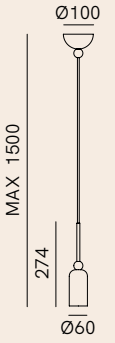


**288.03.ON / ME**

2 x Max 5W LED GU10

GU10 PAR16

CE IP20 TRIAC/IGBT dimm

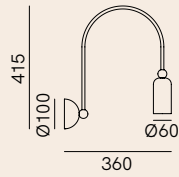


**288.01.ON / ME**

1 x Max 5W LED GU10

GU10 PAR16

CE IP20 TRIAC/IGBT dimm

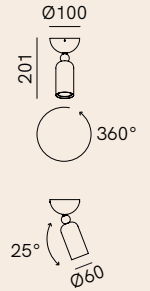


**288.10.ON / ME**

1 x Max 5W LED GU10

GU10 PAR16

CE IP20 TRIAC/IGBT dimm



**288.20.ON / ME**

1 x Max 5W LED GU10

GU10 PAR16

CE IP20 TRIAC/IGBT dimm

**FINITURE | FINISHES**




**ON**  
Ottone Naturale  
Natural Brass

**Montatura | Frame**



**M**  
Morocco

**Testa | Shade**



**E**  
Grafene




design Fabrizio Fava

# Molecola

Ispirata ad atmosfere Art Deco ma decisamente contemporanea, la collezione Molecola unisce elementi in ottone naturale o anticato a sfere di vetro. La collezione si compone di lampada a sospensione, piantana, plafoniera, applique e lampada da tavolo, ideali da usare da sole oppure in combinazione tra loro, creando composizioni personalizzate.

Inspired by Art Deco atmospheres yet clearly contemporary, the Molecola collection combines natural or antique brass elements with glass spheres. The collection includes an Italian brass pendant lamp, floor lamp, ceiling lamp, wall lamp and table lamp. They can be used individually or combined to create customised compositions.



on the left:  
Molecola 275.08.ONT, 275.06.ONT

on the right:  
Molecola 275.09.ONT, 275.11.ONT

on the bottom:  
Molecola 275.09.OOT  
Molecola 275.11.ONT (detail)









on the left and bottom:  
Molecola 275.06.ONT  
Molecola 275.10.ONT

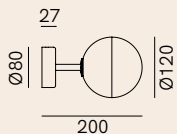



on the right:  
Molecola 275.03.ONT

on the bottom:  
Molecola 275.13.ONT  
Molecola 275.03.OOT



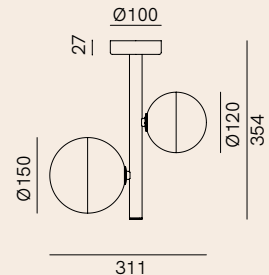




**275.03.OOT / ONT**

1 x Max 5W LED G9

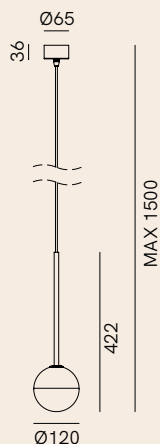
CE IP20 TRIAC/IGBT dimm



**275.04.OOT / ONT**

2 x Max 5W LED G9

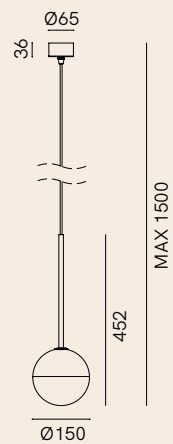
CE IP20 TRIAC/IGBT dimm



**275.05.OOT / ONT**

1 x Max 5W LED G9

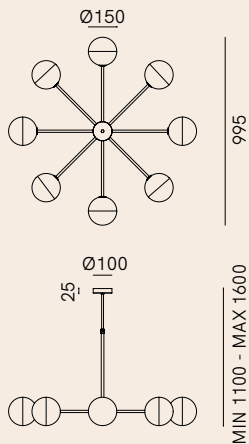
CE IP20 TRIAC/IGBT dimm



**275.06.OOT / ONT**

1 x Max 5W LED G9

CE IP20 TRIAC/IGBT dimm

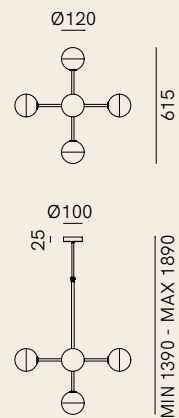


**275.08.OOT / ONT**

8 x Max 5W LED G9

IP20

CE IP20 TRIAC/IGBT dimm

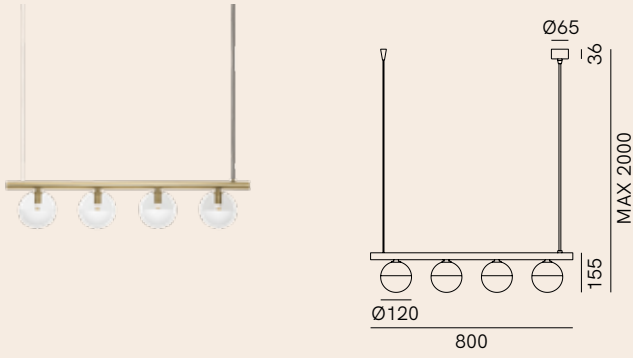


**275.09.OOT / ONT**

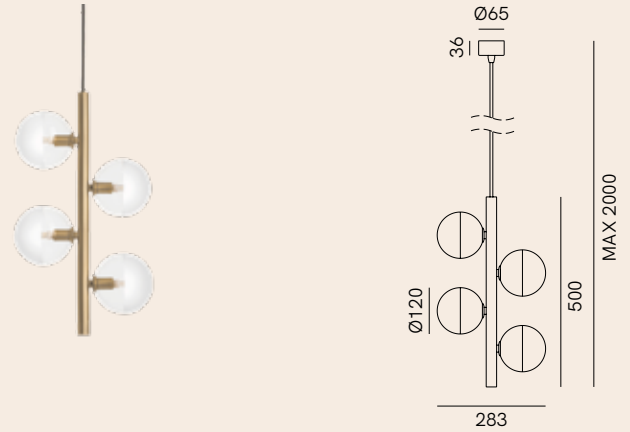
5 x Max 5W LED G9

IP20

CE IP20 TRIAC/IGBT dimm




**275.12.OOT / ONT**  
 4 x Max 5W LED G9  
 CE IP20 TRIAC/IGBT dimm



**275.13.OOT / ONT**  
 4 x Max 5W LED G9  
 CE IP20 TRIAC/IGBT dimm



**275.10.OOT / ONT**  
 1 x Max 5W LED G9 IP20  
 CE IP20 Non dimmerabile / Not dimmable



**275.11.OOT / ONT**  
 1 x Max 5W LED G9  
 CE IP20 Non dimmerabile / Not dimmable

**FINITURE | FINISHES**

**Montatura | Frame**



**ON**  
 Ottone Naturale  
 Natural Brass



**OO**  
 Ottone Anticato  
 Antique Brass

**Vetro | Glass**



**T**  
 Borosilicato satinato e trasparente  
 Frosted and transparent borosilicate





designer Paolo Dell'elce

## *Pliè*

La collezione di lampade Pliè nasce dalla reinterpretazione in chiave moderna del tradizionale diffusore conico con un particolare effetto plissettato che richiama le gonne a ruota degli eleganti abiti femminili anni Cinquanta. In tutte le lampade della serie – da soffitto, da parete o a sospensione – il diffusore è in ottone naturale e integra una sorgente LED. Il risultato è un oggetto compatto dall'aspetto romantico, utilizzabile singolarmente o in serie.

The Pliè lamp collection is a modern reinterpretation of the traditional conical diffuser with a special pleated effect that recalls the full skirts of women's elegant dresses of the 1950s. In all the Italian brass lamps in the collection - ceiling lamp, wall lamp or pendant lamp - the diffuser is made of natural brass and incorporates a LED light source. The outcome is a compact object with romantic appeal, which can be used on its own or in a row.

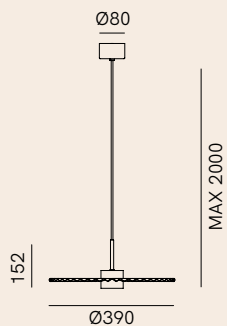


on the left:  
Pliè 284.05.ON

on the right:  
Pliè 284.01.ON, 284.02.ON



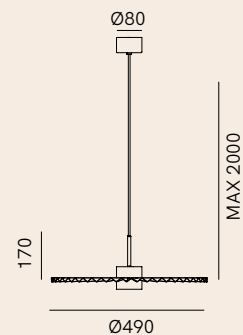




**284.01.ON**


LED 8W 3000K CRI90

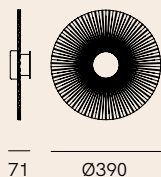
CE IP20  700lm TRIAC/IGBT dimm



**284.02.ON**


LED 10W 3000K CRI90

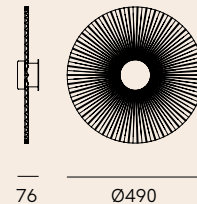
CE IP20  950lm TRIAC/IGBT dimm



**284.04.ON**

LED 8W 3000K CRI90

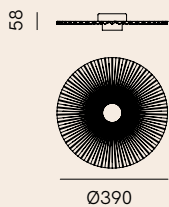
CE IP20  700lm TRIAC/IGBT dimm



**284.05.ON**

LED 10W 3000K CRI90

CE IP20  950lm TRIAC/IGBT dimm




Ø390

**284.06.ON**

LED 8W 3000K CRI90







 700lm TRIAC/IGBT dimm



Ø490

**284.07.ON**

LED 10W 3000K CRI90




 950lm TRIAC/IGBT dimm

**FINITURE | FINISHES****ON**

Ottone Naturale

Natural Brass



design DT Studio + Studio63 (*Medina*)

# Rilegato

Inspirate all'antica tradizione della rilegatura, le lampade della collezione Rilegato simboleggiano la tradizione artigiana italiana pur essendo prodotti moderni dallo spirito internazionale. Lampade a sospensione, da soffitto o da parete interamente fatte a mano usando vetro bisellato e ottone, secondo il miglior know-how del Made in Italy.

Inspired by the ancient tradition of bookbinding, the Rilegato collection represents traditional Italian craftsmanship while offering modern lamps with international flair.

Pendant, ceiling lamps or wall lamps entirely handmade in bevelled glass and brass, according to the best Made in Italy know-how.



on the left:  
Medina DPE, TCE, OE

on the right:  
Rilegato 411.00.80

on the bottom:  
Rilegato 411.00.80  
Rilegato 413.00.80



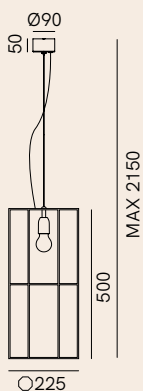






on the left and bottom:  
Rilegato 380.00.80  
Rilegato 402.00.80

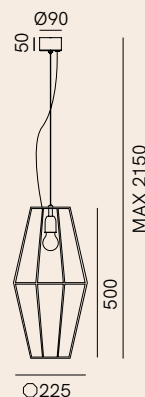




**MEDINA DPE**

1 x Max 15W LED E27

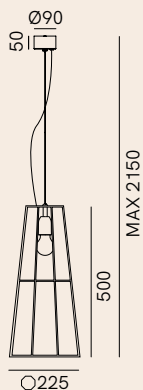
CE IP20 TRIAC/IGBT dimm



**MEDINA OE**

1 x Max 15W LED E27

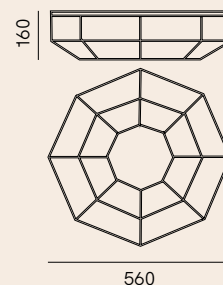
CE IP20 TRIAC/IGBT dimm



**MEDINA TCE**

1 x Max 15W LED E27

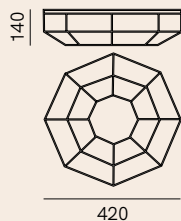
CE IP20 TRIAC/IGBT dimm



**380.00.80**

4 x Max 15W LED E27


CE IP20 TRIAC/IGBT dimm



**379.00.80**

4 x Max 15W LED E27

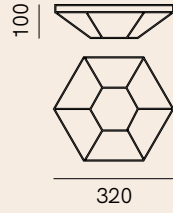
CE IP20 TRIAC/IGBT dimm



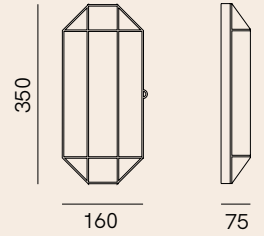
**490.00.80**

2 x Max 15W LED E27

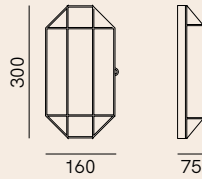
CE IP20 TRIAC/IGBT dimm



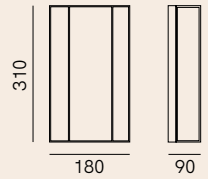
**491.00.80**  
2 x Max 10W LED E14  
CE IP20 TRIAC/IGBT dimm



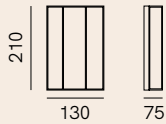
**401.00.80**  
2 x Max 10W LED E14  
CE IP20 TRIAC/IGBT dimm



**402.00.80**  
1 x Max 10W LED E14  
CE IP20 TRIAC/IGBT dimm




**411.00.80**  
2 x Max 10W LED E14  
CE IP20 TRIAC/IGBT dimm



**413.00.80**  
1 x Max 10W LED E14  
CE IP20 TRIAC/IGBT dimm

**FINITURE | FINISHES**

**Montatura | Frame**



**80**  
Ottone Brunito  
Burnished Brass

**Vetro | Glass**



Trasparente  
Transparent



design DT Studio

## Stone

Un capolavoro di maestria e passione, una collezione che porta con sé l'anima delicata e antica dei fiumi.

Il vetro di Murano, accuratamente lavorato dai Mastri vetrai, richiama la bellezza di antichi ciottoli levigati dall'incessante flusso dell'acqua e risplende grazie alla polvere di ottone contenuta nella miscela.

La struttura disponibile in ottone scuro o in ottone naturale, permette alla collezione di accostarsi sia ad ambienti rustici che a quelli più moderni.

A masterpiece of craftsmanship and passion, a collection that carries the delicate and ancient soul of rivers.

The Murano glass, meticulously crafted by the master glassblowers, evokes the beauty of ancient pebbles smoothed by the incessant water's flow and gleams thanks to the brass powder infused within the blend.

The structure, available both in dark or natural brass, allows the collection to complement both rustic and modern environments.



on the left:  
Stone 290.01.OSV, 290.02.OSV

on the right:  
Stone 290.11.OSV, 290.03.OSV

on the bottom:  
Stone 290.11.OSV









on the left and bottom:  
Stone 290.03.ONV, 290.10.ONV

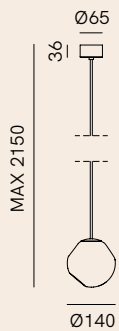


on the right:  
Stone 290.21.ONV

on the bottom:  
Stone 290.20.ONV



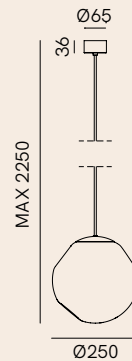




**290.01.OSV / ONV**

1 x Max 10W LED E14

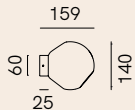
CE IP20 TRIAC/IGBT dimm



**290.02.OSV / ONV**

1 x Max 15W LED E27

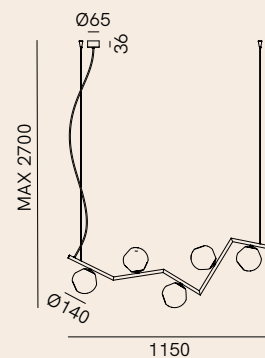
CE IP20 TRIAC/IGBT dimm



**290.03.OSV / ONV**

1 x Max 10W LED E14

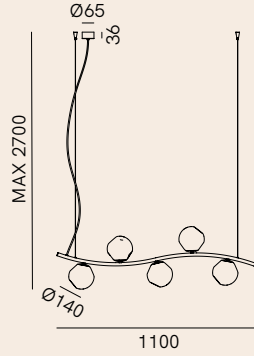
CE IP20 TRIAC/IGBT dimm



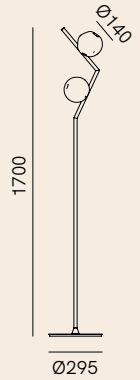
**290.10.OSV / ONV**

5 x Max 10W LED E14

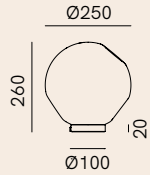
CE IP20 TRIAC/IGBT dimm



**290.11.OSV / ONV**  
5 x Max 10W LED E14  
CE IP20 TRIAC/IGBT dimm



**290.20.OSV / ONV**  
2 x Max 10W LED E14  
CE IP20 Dimmerabile / Dimmable




**290.21.OSV / ONV**  
1 x Max 15W LED E27  
CE IP20 Dimmerabile / Dimmable

**FINITURE | FINISHES**

**Montatura | Frame**



**OS**  
Ottone Scuro  
Dark Brass



**ON**  
Ottone Naturale  
Natural Brass

**Vetro | Glass**



**V**  
Stone





design Calvi Brambilla

# *Typha*

La forma del modulo luminoso è quella della *Typha Latifolia*, nome botanico della bellissima pianta acquatica a forma di spiga. Ogni gambo in ottone naturale sboccia in una luce a LED racchiusa da un vetro borosilicato tubolare.

A seconda dell'effetto che si vuole ottenere e dello spazio da decorare è possibile scegliere tra sospensioni a una, tre o sei luci, applique o piantana a terra.

The shape of the light module is inspired by the *Typha Latifolia*, the botanical name of this beautiful spiky water plant.

Each natural brass stem blooms in a LED light enclosed by tubular borosilicate glass.

Depending on the desired effect and the space to decorate, it is possible to choose from pendant lamps with one, three or six lights, wall lamp or floor lamp.



on the left:  
Typha 285.03.ON

on the right:  
Typha 285.05.ON

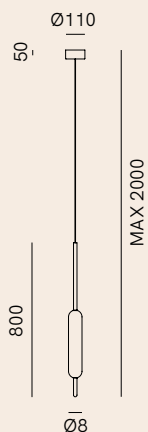
on the bottom:  
Custom Solution - Typha 285.03 in Morocco finish  
Typha 285.02.ON detail





on the bottom:  
Typha 285.04.ON

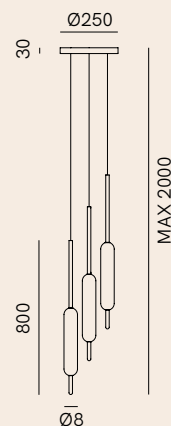




**285.01.ON**

LED 20W 2700K CRI90

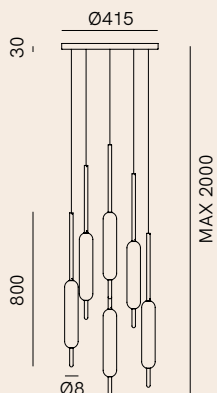
CE IP20 LED 1750lm TRIAC/IGBT dimm



**285.02.ON**

LED 42W 2700K CRI90

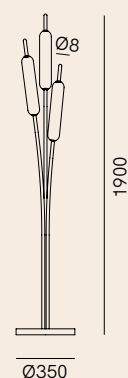
CE IP20 LED 3510lm TRIAC-IGBT / PUSH dimm



**285.03.ON**

LED 83W 2700K CRI90

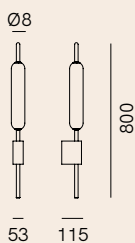
CE IP20 LED 7750lm TRIAC-IGBT / PUSH dimm



**285.04.ON**

LED 42W 2700K CRI90

CE IP20 LED 3510lm Dimmerabile / Dimmable



**285.05.ON**

LED 20W 2700K CRI90

CE IP20 LED 1750lm TRIAC/IGBT dimm

**FINITURE | FINISHES**

**Montatura | Frame**



**ON**  
Ottone Naturale  
Natural Brass

**Vetro | Glass**



Borosilicato Bianco  
White Borosilicate



Ascendenze vintage, tonalità scure e sfumate e il metallo come materiale dominante. Industrialforum si riconosce attorno a queste caratteristiche, con lampade dallo stile essenziale contraddistinte dall'iconica finitura anticata. Il carattere è metropolitano e dinamico, sempre attuale e adatto a qualsiasi contesto.

Vintage influences paired with dark, shaded tones are all dominated by metal. The Industrialforum can be recognised by these features and is embodied by minimalist lamps distinguished by an iconic, distressed finish. A dynamic, metropolitan character that is always modern and perfect in any context.

*industrialforum*







design DT Studio

# Canaline

Canaline, sistema modulare che permette la realizzazione di un impianto elettrico a vista assecondando esigenze tecniche (realizzazione di impianti elettrici su pareti in pietra) ed estetiche (creazione di soluzioni contemporanee che arredano l'ambiente). Il sistema è composto da scatole di derivazione, interruttori, raccordi, tubi, curve e sorpassi. La composizione può essere completata con gli appositi faretti o accostando sospensioni e/o applique presenti a catalogo. Disponibile in ottone anticato o ferro.


Canaline is a modular system that gives the opportunity to realize a visible electrical system in according to technical (realization of electrical systems on stone walls) and aesthetic needs (creation of contemporary solutions that furnish the environment). The system consists of junction boxes, switches, fittings, tubes, curves and pipe overrun. The composition could be completed with the appropriate spotlights or by combining pendant lamps and/or wall lamps from our catalog. Available in antiqued brass or iron.




on the left:  
Canaline, composition with Officina and Canaline spotlights

on the right:  
Canaline with Officina pendant lamps



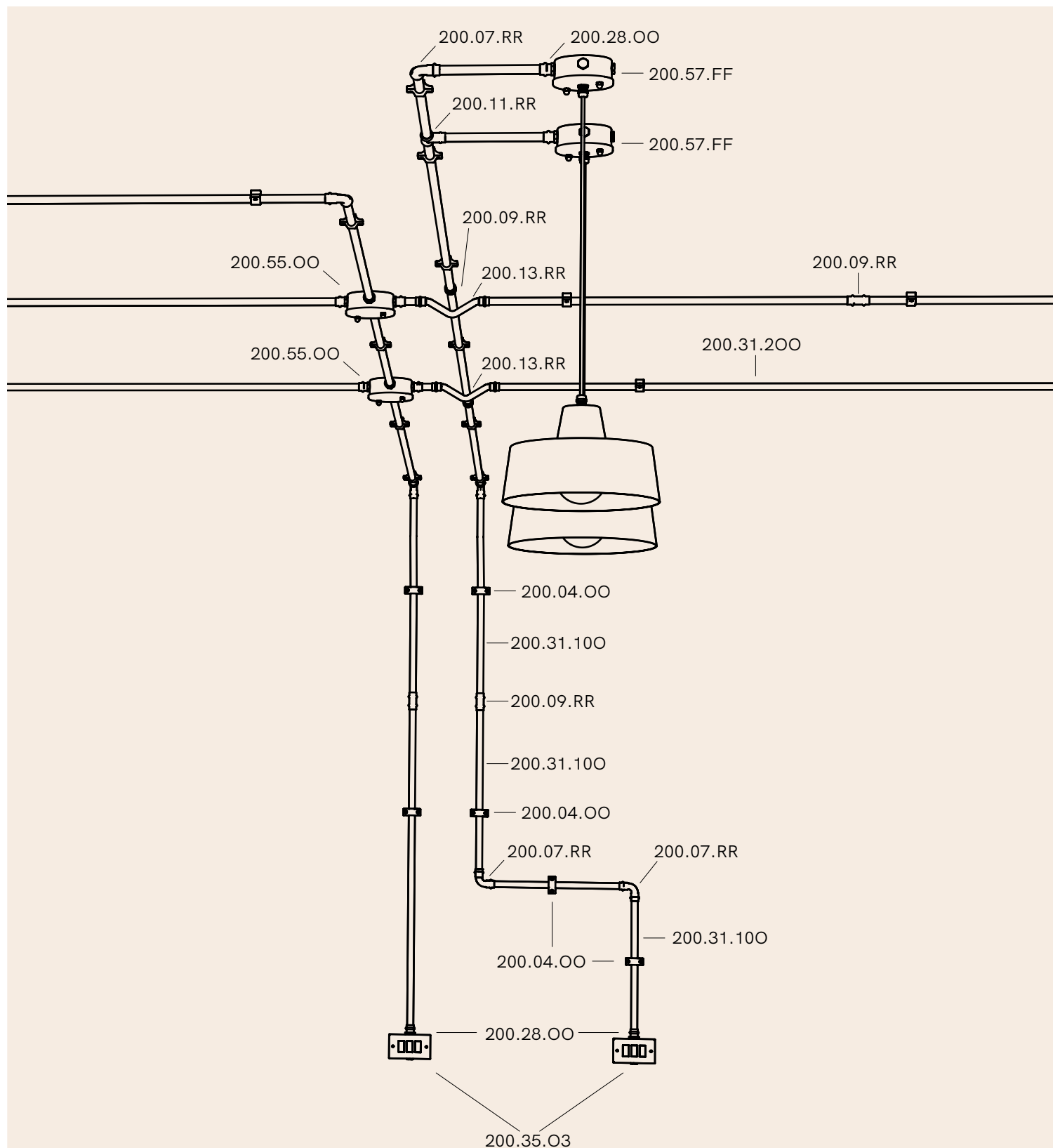




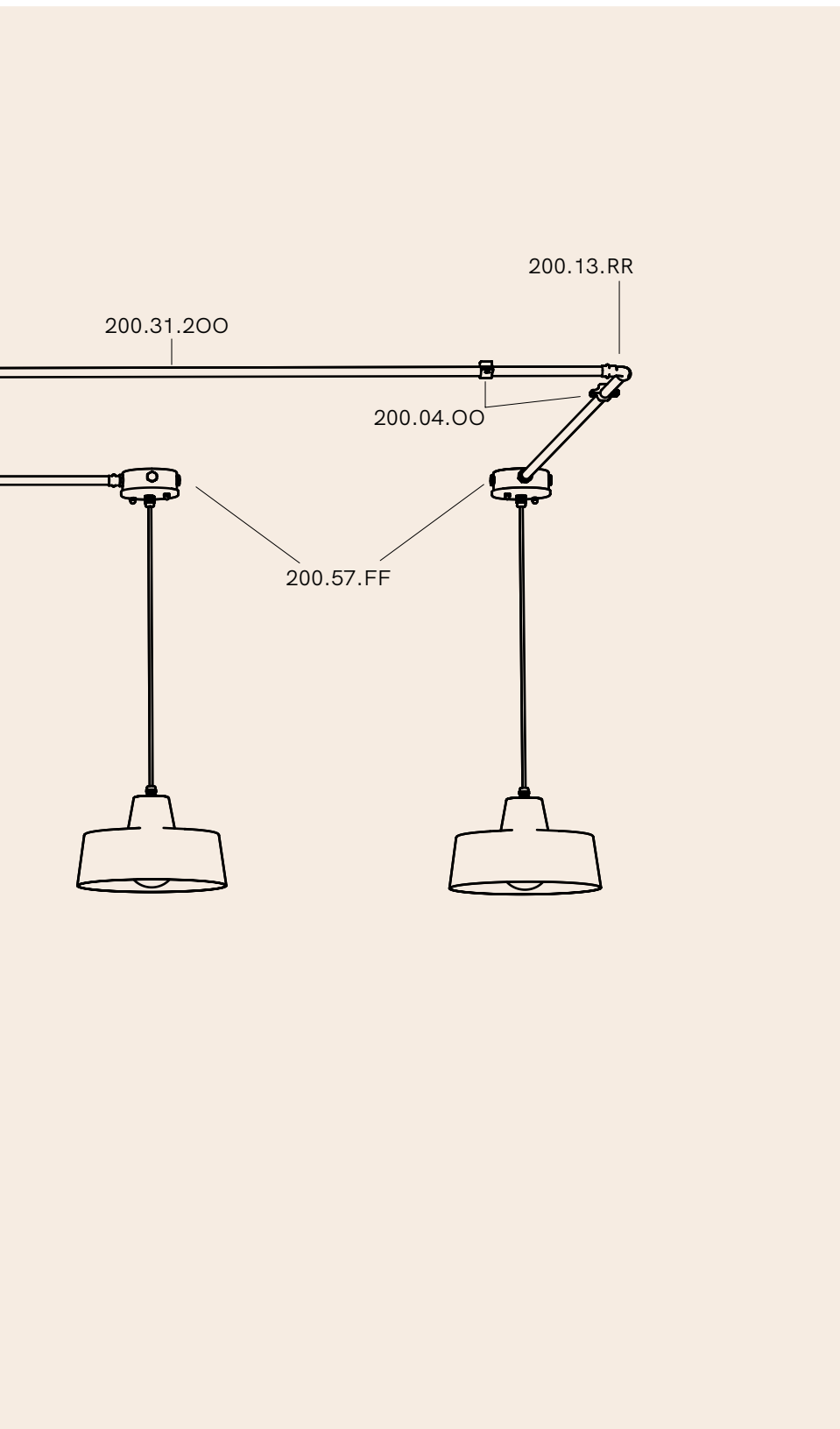
on the left:  
Custom Solution - Canaline with Borgo applique



COMPOSITIONS



Il Fanale

**DAL BASSO | FROM BELOW****200.35.O3**

Scatola per 3 interruttori, completa di 1 tappo e manicotto  
Wall box for 3 switches, includes 1 plug and 1 coupling

**200.28.OO**

Manicotto per scatole di derivazione  
Coupling to junction box

**200.04.OO**

Supporto a muro per tubo liscio Ø18 mm  
Wall support for pipe connector Ø18 mm

**200.31.100**

L 1000 mm

**200.31.150**

L 1500 mm

**200.31.200**

L 2000 mm

Tubo liscio Ø18 mm  
Smooth pipe Ø 18 mm

**200.07.RR**

Curva 90° per tubo liscio Ø18 mm  
90° connector pipe Ø18 mm

**200.09.RR**

Manicotto per tubo liscio Ø18 mm  
Linear pipe connector Ø18 mm

**200.55.OO / FF**

Scatola di derivazione, 3 tappi, 1 raccordo  
Junction box, 3 holes, 1 coupling

**200.13.RR**

Sorpasso per tubo liscio Ø18 mm  
Pipe overrun Ø18 mm

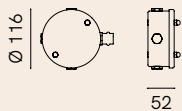
**200.11.RR**

Raccordo a T per tubo liscio Ø18 mm  
T-pipe connector Ø18 mm

**200.57.FF**

Scatola di derivazione / rosone per serie Officina  
(tutti i modelli) e Loft (cod. 269.11 e 269.12)  
Junction box / canopy for Officina serie (all models)  
and Loft (codes 269.11 and 269.12)

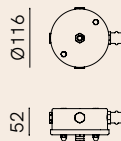
SCATOLE DI DERIVAZIONE, ROSONI, ACCESSORI E SCATOLE DA PARETE PER INTERRUTTORE  
 JUNCTION BOX, CANOPIES, ACCESSORIES AND WALL BOXES FOR SWITCH



**200.55.OO / FF**

IP 40

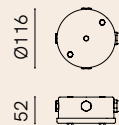
Scatola di derivazione, 3 tappi, 1 raccordo  
*Junction box, 3 holes, 1 coupling*



**200.57.FF**

IP 40

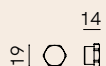
Scatola di derivazione / rosone per serie Officina (tutti i modelli) e Loft (cod. 269.11 e 269.12)  
*Junction box / canopy for Officina serie (all models) and Loft (codes 269.11 and 269.12)*



**200.59.FF**

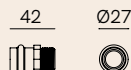
IP 40

Rosone/base per Loft 269.02, 269.05 e Reporter 271.01, 271.05  
*Canopy/base for Loft 269.02, 269.05 and Reporter 271.01, 271.05*



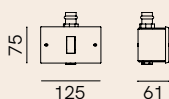
**200.05.OO**

Tappo 1/2" per scatola di derivazione  
*1/2" plug for junction box*



**200.28.OO**

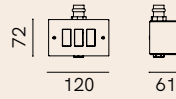
Manicotto per scatole di derivazione  
*Coupling to junction box*



**200.35.O1**

IP 40

Scatola per un interruttore, completa di 1 tappo e manicotto  
*Wall box for 1 switch, includes 1 plug and 1 coupling*



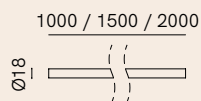
**200.35.O3**

IP 40

Scatola per 3 interruttori, completa di 1 tappo e manicotto  
*Wall box for 3 switches, includes 1 plug and 1 coupling*

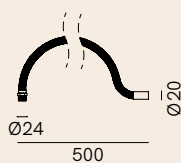


TUBI E ACCESSORI  
PIPES AND ACCESSORIES

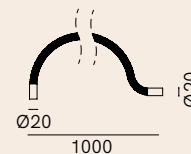


**200.31.100** L 1000 mm  
**200.31.150** L 1500 mm  
**200.31.200** L 2000 mm

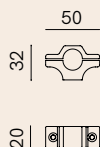
Tubo liscio Ø18 mm  
Smooth pipe Ø 18 mm



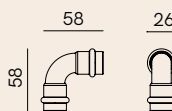
**200.53.050**  
Tubo flessibile con attacco 1/2" per scatole e manico per tubo Ø 18 mm, lunghezza 50 cm  
Flexible pipe with 1/2" coupling and linear connector for Ø 18 mm pipe, length 50 cm



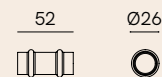
**200.54.100**  
Tubo flessibile con 2 attacchi per tubo Ø 18 mm, lunghezza 100 cm  
Flexible pipe with 2 linear connectors for Ø 18 mm pipe, length 100 cm



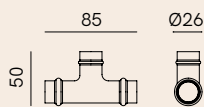
**200.04.OO**  
Supporto a muro per tubo liscio Ø18 mm  
Wall support for pipe connector Ø18 mm



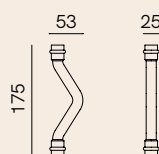
**200.07.RR**  
Curva 90° per tubo liscio Ø18 mm  
90° connector pipe Ø18 mm



**200.09.RR**  
Manicotto per tubo liscio Ø18 mm  
Linear pipe connector Ø18 mm



**200.11.RR**  
Raccordo a T per tubo liscio Ø18 mm  
T-pipe connector Ø18 mm

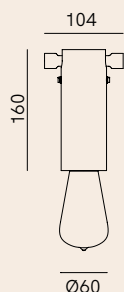


**200.13.RR**  
Sorpasso per tubo liscio Ø18 mm  
Pipe overrun Ø18 mm



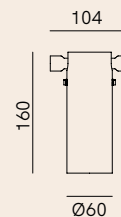
**200.39.O1**  
Asta telescopica per sopraelevata  
Telescopic pipe

## FARETTI CON 2 USCITE | SPOTLIGHTS WITH 2 OUTPUTS

**214.03.FF / OO**

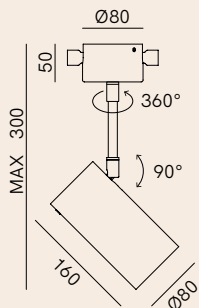
1 x Max 15W LED E27

CE IP20 TRIAC/IGBT dimm

**214.04.FF / OO**

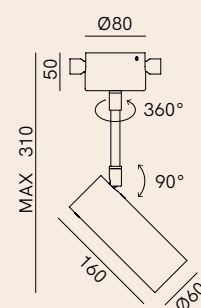
1 x Max 5W LED GU10

CE IP20 TRIAC/IGBT dimm

**214.05.FF / OO**

1 x Max 15W LED E27 PAR20

CE IP20 TRIAC/IGBT dimm

**214.07.FF / OO**

1 x Max 5W LED GU10

CE IP20 TRIAC/IGBT dimm

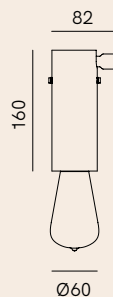
## SOSPENSIONI &amp; APPLIQUE | PENDANT LIGHTS AND WALL LIGHTS

Il sistema Canaline supporta, con l'utilizzo degli appositi rosoni (cod. 200.57 / 200.59), il collegamento di sospensioni a cavo unico e applique delle collezioni Officina, Loft, Reporter, Marina.  
Per richieste di fattibilità, contattare l'azienda.

By the use of the special canopies (cod. 200.57 / 200.59), the Canaline system supports the connection of single cable pendant lamps and wall lamps from Officina, Loft, Reporter and Marina collections.

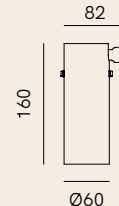
In case of requests for feasibility analyses, please contact our offices.

## FARETTI CON 1 USCITA | SPOTLIGHTS WITH 1 OUTPUT

**214.13.FF / OO**

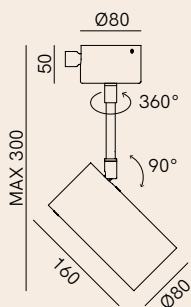
1 x Max 15W LED E27 PAR20

IP20 TRIAC/IGBT dimm

**214.14.FF / OO**

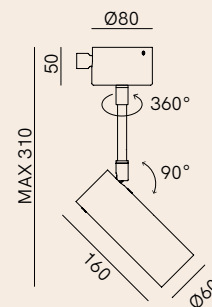
1 x Max 5W LED GU10

IP20 TRIAC/IGBT dimm

**214.15.FF / OO**

1 x Max 15W LED E27 PAR20

IP20 TRIAC/IGBT dimm

**214.17.FF / OO**


1 x Max 5W LED GU10

IP20 TRIAC/IGBT dimm

## FINITURE | FINISHES



**FF**  
Ferro Anticato  
Antique Iron



**RR**  
Rame Anticato  
Antique Copper



**OO / O1 / O3 / 100 / 150 / 200 / 050 / 100**  
Ottone Anticato  
Antique Brass



design DT Studio

# *Decori*

La collezione di lampade da parete Decori trasforma in un oggetto di design l'illuminazione propriamente tecnica. Merito dell'attenta ricerca materica, che prevede una montatura in rame o ferro capace di valorizzare l'estrema essenzialità delle linee.

The Decori collection of wall lights turns purely technical lighting into a design object. This is thanks to careful research into materials, with a copper or iron fixture that enhances the extreme essentiality of the lines.



on the left:  
Decori 252.03.RR

on the right and bottom:  
Decori 252.05.RR





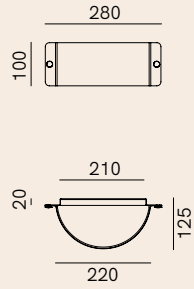


Il Fanale



on the right and bottom:  
Decori 252.01.RR

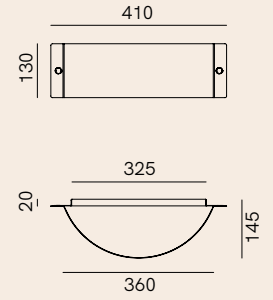




**252.01.RF / RR**

1 x Max 15W LED E27

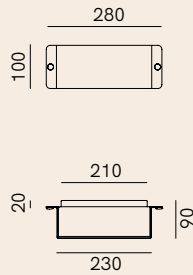

CE IP54 TRIAC/IGBT dimm



**252.02.RF / RR**

1 x Max 15W LED E27

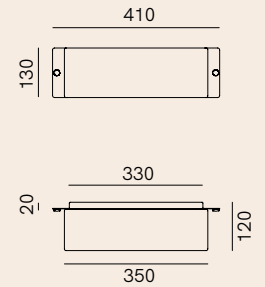
CE IP54 TRIAC/IGBT dimm



**252.03.RF / RR**

1 x Max 15W LED E27

CE IP54 TRIAC/IGBT dimm

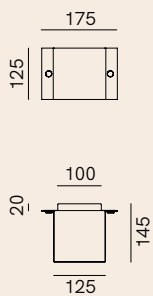


**252.04.RF / RR**

2 x Max 15W LED E27

CE IP54 TRIAC/IGBT dimm





### 252.05.RF / RR

1 x Max 5W LED G9

CE IP54 TRIAC/IGBT dimm




#### LEGENDA | ICON KEY



Luce bidirezionale  
Bidirectional light

#### FINITURE | FINISHES

##### Montatura | Frame



**R**  
Rame Anticato  
Antique Copper

##### Fascia | Band



**F**  
Ferro Anticato  
Antique Iron



**R**  
Rame Anticato  
Antique Copper



design DT Studio

# Dew

Le linee pulite della collezione di lampade da interno Dew danno risalto alla purezza della materia ferro. L'elemento a sospensione può essere usato da solo o in combinazione con altri, per creare composizioni lineari o raggruppamenti dall'effetto scenografico. Dew è disponibile anche in versione lampada da parete/soffitto.

The clear-cut lines of the Dew collection of Italian indoor lamps highlight the pure nature of iron. The pendant lamp can be used on its own or combined with others to create linear compositions or groups with a spectacular effect. Dew is also available in a modern wall/ceiling lamp version.



on the left:  
Dew 289.01.FFT, 289.12.FFT

on the right:  
Dew 289.11.FFT, 289.10.FFT

on the bottom:  
Dew 289.11.FFT







Il Fanale

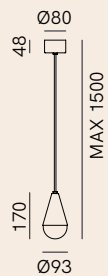


on the bottom and left:  
Dew 289.05.FFT  
(ceiling or wall installation)



on the bottom:  
Dew 289.12.FFT

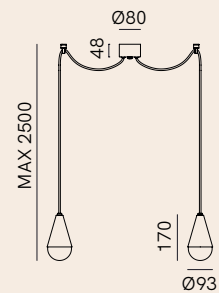




**289.01.FFT**

1 x Max 5W LED G9

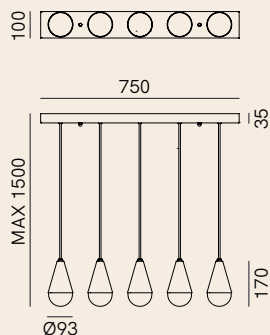
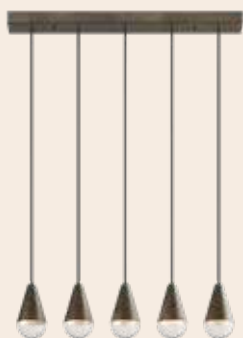
CE IP20 TRIAC/IGBT dimm



**289.10.FFT**

2 x Max 5W LED G9

CE IP20 TRIAC/IGBT dimm

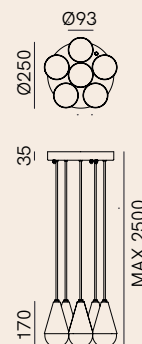


**289.11.FFT**

5 x Max 5W LED G9

IP20

CE IP20 TRIAC/IGBT dimm



**289.12.FFT**

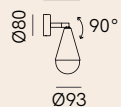
6 x Max 5W LED G9

IP20

CE IP20 TRIAC/IGBT dimm



MIN 138 - MAX 265



**289.05.FFT**

1 x Max 5W LED G9

CE IP20 TRIAC/IGBT dimm

**FINITURE | FINISHES**

**Montatura | Frame**



FF  
Ferro Anticato  
Antique Iron

**Vetro | Glass**



T  
Trasparente  
Transparent



design DT Studio

## *Drop & Drop mini*

Ispirate alle luci delle sagre paesane, le lampade della collezione Drop sono tra le più note e apprezzate de Il Fanale. Semplici ma ricercate, una soluzione originale per l'arredamento degli ambienti esterni ed interni, anche quelli meno spaziosi grazie alla nuova Drop Mini, reinterpretazione dalle dimensioni ridotte con un grado IP maggiore che ne garantisce maggior impermeabilità. Drop unisce bellezza a versatilità di installazione, permettendo di creare atmosfere suggestive in ogni spazio dando vita a composizioni uniche.

Inspired by the lights of traditional village festivals, the lamps from the Drop collection are among the best known and most appreciated by Il Fanale. Simple yet refined, they offer an original solution for both outdoor and indoor decor, even in smaller spaces, thanks to the new Drop Mini. This downsized reinterpretation comes with a higher IP rating, ensuring greater waterproofness. Drop combines beauty with versatile installation, enabling the creation of captivating atmospheres in any space, giving life to unique compositions. the traditional drop shape, they subtly illuminate any space, adapting to the context with natural elegance.



on the left:  
Drop 270.02.ORT, installation with steel cable 270.37

260

on the right:  
Drop 270.02.ORT

on the bottom:  
Drop 270.04.ORT









on the left:  
Drop 270.13.ORT

on the bottom:  
Drop 270.03.ORT  
Drop 270.12.ORT



on the left and bottom:  
Drop Mini 270.42.OOT







on the left:  
Drop Mini 270.43.OOT

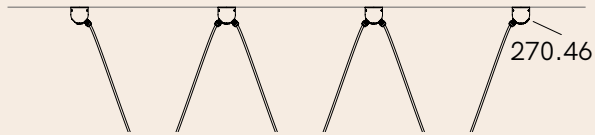
on the bottom:  
Drop & Drop Mini  
Drop Mini 270.44.OOT



## ESEMPI DI COMPOSIZIONE | EXAMPLE OF COMPOSITIONS

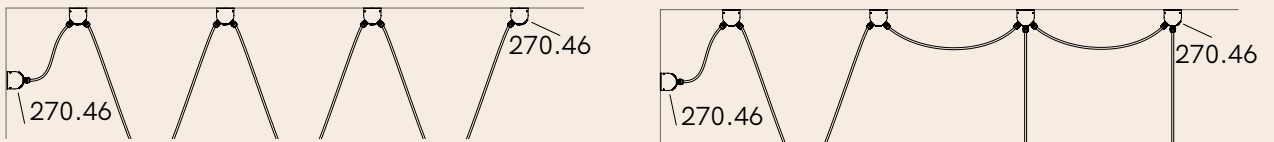
1

Installazione con allacciamento elettrico a soffitto  
Ceiling installation with ceiling electrical connection



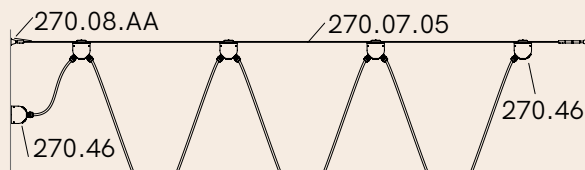
2

Installazione a soffitto con allacciamento elettrico a parete  
Ceiling installation with wall electrical connection



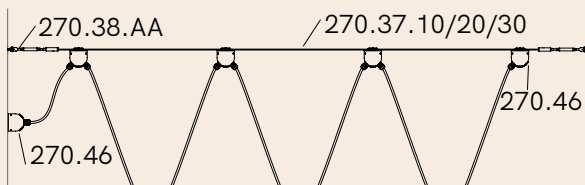
3

Installazione su cavo d'acciaio fino a 5 mt. (fino a 3 lampade)  
Up to 5 mt. steel cable installation (up to 3 lamps)

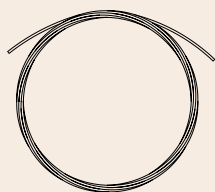


4

Installazione su cavo d'acciaio > 5 mt. (superiore a 3 lampade)  
> 5 mt. steel cable installation (for more than 3 lamps)

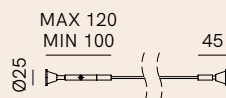


## ACCESSORI | ACCESSORIES

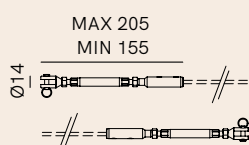


**270.07.05** - 5 mt. - Ø3 mm  
**270.37.10** - 10 mt. - Ø4 mm  
**270.37.20** - 20 mt. - Ø4 mm  
**270.37.30** - 30 mt. - Ø4 mm

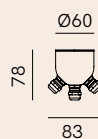
Cavo d'acciaio  
 Steel cable

**270.08.AA**

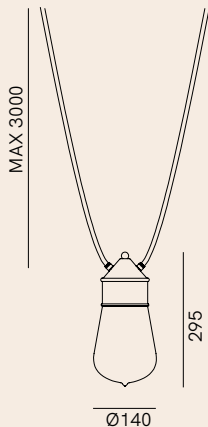
Kit per cavo d'acciaio fino a 5 mt.  
 Kit for steel cable up to 5 mt.

**270.38.AA**

Kit 2 tiranti per cavo d'acciaio > 5 mt.  
 Kit 2 tie rods for steel cable > 5 mt.

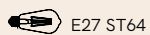
**270.46.OO**

Rosone muro/soffitto con 3 stringicavi e 2 tappi  
 Wall/ceiling canopy with 3 cable glands and 2  
 plugs

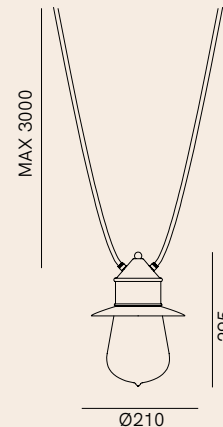


**270.02.ORT**

1 x Max 15W LED E27

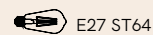


CE IP55 TRIAC/IGBT dimm

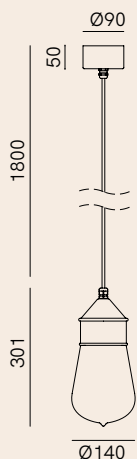


**270.12.ORT**

1 x Max 15W LED E27

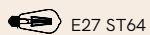


CE IP55 TRIAC/IGBT dimm

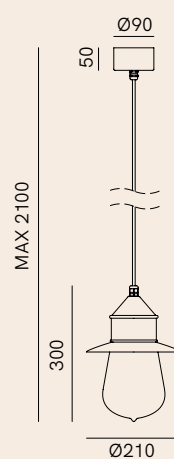


**270.03.ORT**

1 x Max 15W LED E27

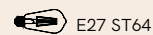


CE IP55 TRIAC/IGBT dimm

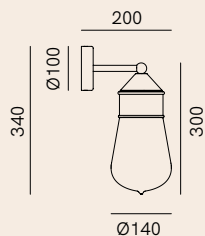


**270.13.ORT**

1 x Max 15W LED E27

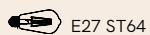


CE IP55 TRIAC/IGBT dimm



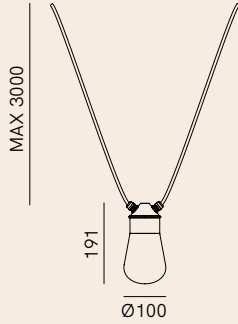
**270.04.ORT**

1 x Max 15W LED E27



CE IP44 TRIAC/IGBT dimm

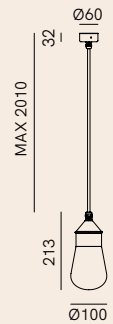




**270.42.OOT**

1 x Max 10W LED E14

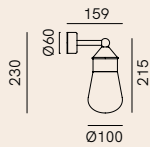
CE IP65 TRIAC/IGBT dimm



**270.43.OOT**

1 x Max 10W LED E14

CE IP65 TRIAC/IGBT dimm



**270.44.OOT**

1 x Max 10W LED E14

CE IP65 TRIAC/IGBT dimm

**FINITURE | FINISHES**

**Montatura | Frame**



**O**  
Ottone Anticato  
Antique Brass

**Testa | Shade**



**R**  
Rame Anticato  
Antique Copper



**O**  
Ottone Anticato  
Antique Brass

**Vetro | Glass**



**T**  
Trasparente  
Transparent



design DT Studio

## *Fiordo*

La collezione di lampade da esterni Fiordo nasce dalla volontà di portare le caratteristiche del design d'interni a prodotti destinati all'outdoor, per creare anche all'aria aperta atmosfere accoglienti e familiari. Con linee ispirate all'estetica nordica, le lampade da terra o da parete sono realizzate in ottone e rame.

The Fiordo collection of outdoor lamps is based on the desire to bring the characteristics of interior design to products intended for outdoor use, thereby creating attractive and familiar atmospheres in the open air. With lines inspired by Nordic aesthetic style, these Italian floor lamps and wall lamps are made of brass and copper.




on the left:  
Fiordo 261.01.OR

on the right:  
Fiordo 261.01.OR







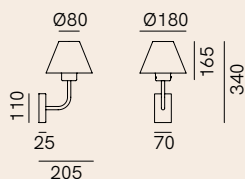


on the right:  
Fiordo 261.01.OR, 261.10.OR

on the bottom:  
Fiordo 261.10.OR

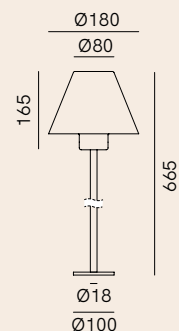




**261.01.OR**

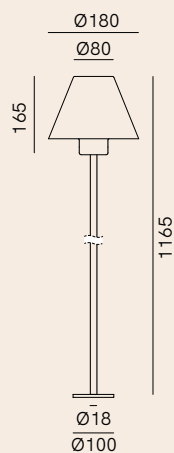
1 x Max 5W LED G9

TRIAC/IGBT dimm

**261.10.OR**

1 x Max 5W LED G9

TRIAC/IGBT dimm

**261.12.OR**

1 x Max 5W LED G9

TRIAC/IGBT dimm

Picchetto  
Stake**260.30.FZ**


Ø 95 H 252 mm

## FINITURE | FINISHES

## Montatura | Frame


**O**  
Ottone Anticato  
Antique Brass

## Testa | Shade


**R**  
Rame Anticato  
Antique Copper

## LEGENDA | ICON KEY

Luce bidirezionale  
Bidirectional lightLuce cut-off  
Cut-off light



design DT Studio

# Galileo

Ispirate alla grande volta curva del cielo, le lampade a sospensione Galileo hanno un tratto grafico deciso che ricalca una perfetta mezza sfera. Sospensioni e applique, di dimensioni e finiture interne diverse, sono realizzate in ferro anticato.

Inspired by the great curved vault of the sky, Galileo pendant lamps have a powerful graphic line that resembles a perfect half-sphere. These pendant lamps and wall lamps, in different sizes and interior finishes, are made of antique iron.



on the left:  
Galileo 251.06.FF

282

on the right:  
Galileo 251.02.FF

on the bottom:  
Galileo 251.04.F96 (gold leaf)







on the left and bottom:  
Galileo 210.02.F1





**FF** - Ferro anticato / Antique Iron  
Available on all collections



**F94** - Esterno ferro anticato, interno foglia rame  
External Antique Iron, internal copper leaf  
Available on models  
251.02 - Ø 400 mm  
251.04 - Ø 600 mm  
251.06 - Ø 800 mm



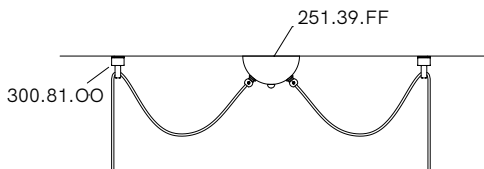
**F95** - Esterno ferro anticato, interno foglia argento  
External Antique Iron, internal silver leaf  
Available on models  
251.02 - Ø 400 mm  
251.04 - Ø 600 mm  
251.06 - Ø 800 mm



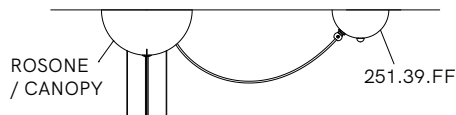
**F96** - Esterno ferro anticato, interno foglia oro  
External Antique Iron, internal gold leaf  
Available on models  
251.02 - Ø 400 mm  
251.04 - Ø 600 mm  
251.06 - Ø 800 mm

ESEMPI DI COMPOSIZIONE | EXAMPLE OF COMPOSITIONS

Installazione con rosone per 2 sospensioni e 2 ganci per attacco a soffitto  
Installation with canopy kit for 2 pendants and 2 ceiling hooks

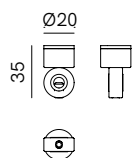


Installazione con rosone per decentramento lampada  
Installation with canopy for lamp off-centre

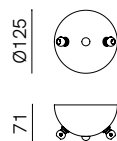


NOTA: Cavo extra a richiesta per entrambe le composizioni.  
NOTE: Additional cable on request for both compositions.

ACCESSORI | ACCESSORIES



**300.81.OO**  
Gancio per attacco a soffitto  
Ceiling hook



**251.39.FF**  
Rosone per 2 sospensioni / decentramento  
Canopy kit for 2 pendants / off-centre



**210.02.F1**

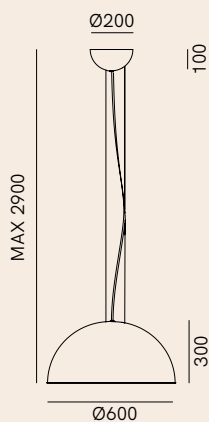
1 x Max 15W LED E27

TRIAC/IGBT dimm

**251.02.FF / F94 / F95 / F96**

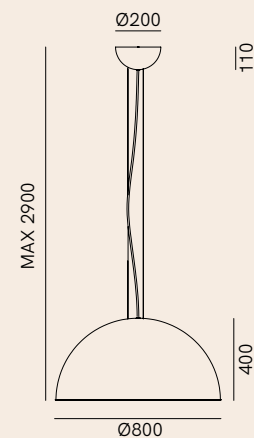
1 x Max 15W LED E27

TRIAC/IGBT dimm

**251.04.FF / F94 / F95 / F96**

1 x Max 15W LED E27

TRIAC/IGBT dimm

**251.06.FF / F94 / F95 / F96**

1 x Max 15W LED E27

TRIAC/IGBT dimm

**FINITURE | FINISHES****Finitura esterna | External finish**

**F**  
Ferro Anticato  
Antique Iron

**Finitura interna | Internal finish**

**F**  
Ferro Anticato  
Antique Iron



**94**  
Foglia rame  
Copper leaf



**95 / 1**  
Foglia argento  
Silver leaf



**96**  
Foglia oro  
Gold leaf



design DT Studio

## *Girasoli*

Best seller del Fanale, la collezione Girasoli si caratterizza per un design minimalista ispirato alla forma geometrica del cilindro.

Rigorose e primordiali, lampade a sospensione, lampade a soffitto e applique mettono in risalto con le loro linee essenziali la purezza della materia, vera protagonista di tutta la serie.

Le lampade, di diverse misure da usare anche in combinazione tra loro, sono disponibili in ferro anticato, ottone naturale o ottone anticato.

The best-selling product of Il Fanale, the Girasoli collection features minimalist design inspired by the geometric shape of the cylinder. Rigorous and primordial, with their essential lines these pendant lamps, ceiling lamps and wall lamps highlight the pure nature of the material, the true protagonist of the entire range. The lamps, in different sizes that can also be combined, are available in antique iron, natural brass or antique brass.



on the left:  
Girasoli 208.03.N1, 214.26.ON





on the right and bottom:  
Girasoli 208.46.ON









on the left:  
Girasoli 208.33.ON

on the bottom:  
Girasoli 208.33.O1



on the right:  
Girasoli 208.33.01, 214.10.00

on the bottom:  
Girasoli 208.03.01







on the left and bottom:  
Girasoli 214.26.00

on the bottom:  
Girasoli 214.08.00





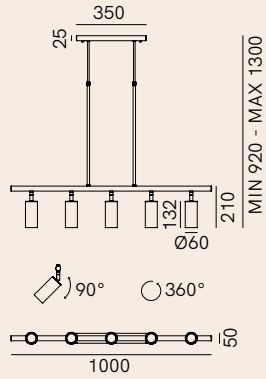

**FF** - Girasoli, Antique Iron finish



**ON** - Girasoli, Natural Brass finish

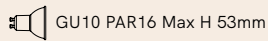


**OO** - Girasoli, Antique Brass finish

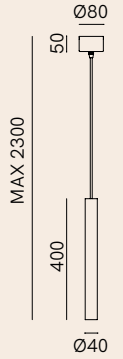


**208.50.FF / OO / ON**

5 x Max 5W LED GU10



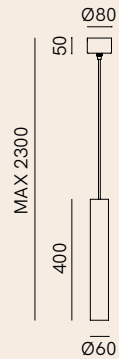
CE IP20 TRIAC/IGBT dimm



**208.31.FF / OO / ON**

1 x Max 5W LED G9

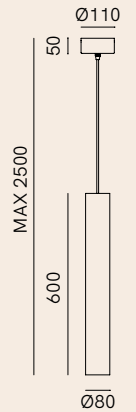
CE IP20 TRIAC/IGBT dimm



**208.33.F1 / O1 / N1**

1 x Max 5W GU10

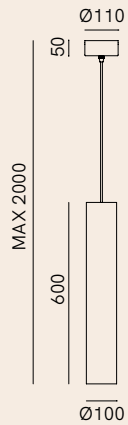
CE IP20 TRIAC/IGBT dimm



**208.34.FF / OO / ON**

1 x Max 15W LED E27 PAR20

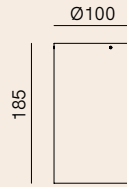
CE IP20 TRIAC/IGBT dimm



**208.35.FF / OO / ON**

1 x Max 15W LED E27 PAR30

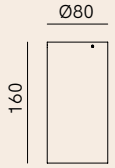
CE IP20 TRIAC/IGBT dimm



**208.01.FF / OO / ON**

1 x Max 15W LED E27 PAR30 Lampadina Ø max 96mm / Bulb Ø max 96mm

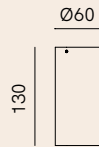
CE IP20 TRIAC/IGBT dimm



**208.02.FF / OO / ON**

1 x Max 15W LED E27 PAR20

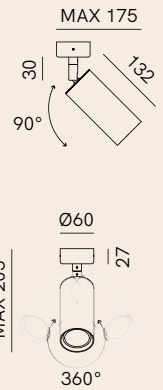
CE IP20 TRIAC/IGBT dimm



**208.03.F1 / O1 / N1**

1 x Max 5W LED GU10

CE IP20 TRIAC/IGBT dimm

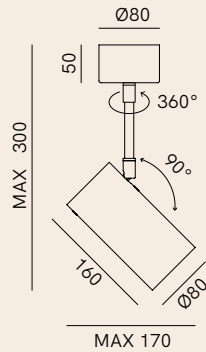


**208.46.FF / OO / ON**

1 x Max 5W LED GU10

CE IP20 TRIAC/IGBT dimm

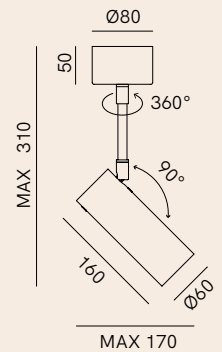
GU10 PAR16 Max H 53mm



**214.08.FF / OO / ON**

1 x Max 15W LED E27 PAR20

CE IP20 TRIAC/IGBT dimm

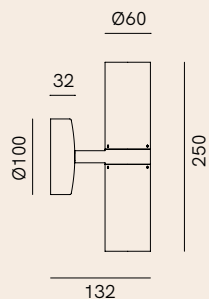


**214.10.FF / OO / ON**

1 x Max 5W LED GU10

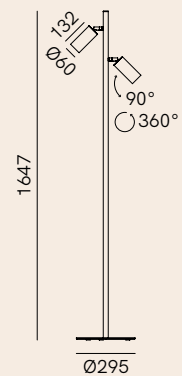
CE IP20 TRIAC/IGBT dimm



**214.26.FF / OO / ON**

2 x Max 5W LED GU10

**TRIAC/IGBT dimm**

**208.55.FF / OO / ON**

2 x Max 5W LED GU10

**GU10 PAR16 Max H 53mm**

**Non dimmerabile / Not dimmable**

**FINITURE | FINISHES**

**FF / F1**  
 Ferro Anticato  
 Antique Iron



**OO / O1**  
 Ottone Anticato  
 Antique Brass



**ON / N1**  
 Ottone Naturale  
 Natural Brass



design DT Studio

## Lanterne

La collezione di lampade da esterni Lanterne, ispirata all'Oriente, è in grado di ricreare la stessa atmosfera del lume di candela. Pensata per chi ama la luce tenue e ambrata, che diventa assoluta protagonista, è declinata in diversi modelli disponibili con montatura in ottone e vetro trasparente.

The Lanterne collection of outdoor lamps, inspired by the Orient, creates the same atmospheres as candlelight.

Designed for those who love soft amber light, which becomes the absolute protagonist, it is available in different models with a brass fixture and transparent glass.




on the left:  
Lanterna 265.13.00

306

on the right and bottom:  
Lanterne 265.03.00



Il Fanale



Lanterne



Il Fanale



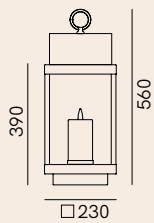




on the left:  
Lanterne 265.02.00

on the bottom:  
Lanterna 265.12.00  
Lanterna 265.01.00

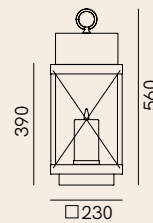




**265.01.00**

1 x Max 15W LED E27

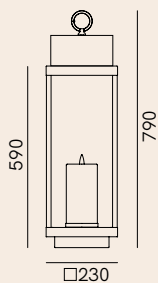
CE IP65 TRIAC/IGBT dimm



**265.11.00**

1 x Max 15W LED E27

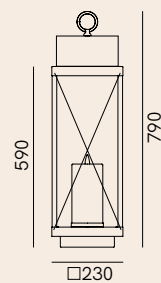
CE IP65 TRIAC/IGBT dimm



**265.02.00**

1 x Max 15W LED E27

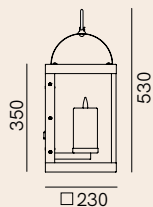
CE IP65 TRIAC/IGBT dimm



**265.12.00**

1 x Max 15W LED E27

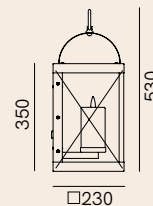
CE IP65 TRIAC/IGBT dimm



**265.03.OO / FF**

1 x Max 15W LED E27

CE IP65 TRIAC/IGBT dimm



**265.13.OO / FF**

1 x Max 15W LED E27

CE IP65 TRIAC/IGBT dimm

#### ACCESSORI | ACCESSORIES



Picchetto  
Stake

**266.30.FZ**

□ 140 mm H 400 mm

#### FINITURE | FINISHES

##### Montatura | Frame



OO  
Ottone Anticato  
Antique Brass

##### Vetro | Glass



Trasparente  
Transparent

# ESPRESSO



design DT Studio

# Loft

Loft è una collezione di lampade da interni dallo stile industriale realizzate in ferro. Lampade dal mood contemporaneo, connotate da forme decise e da una forte matericità. Un sistema a snodi ne facilita il movimento dall'alto verso il basso e a sinistra, nei numerosi i modelli disponibili.

Loft is a collection of indoor lamps in industrial style, made of iron. The lamps offer a contemporary mood, featuring distinct shapes and striking material quality. A joint system facilitates movement from top to bottom: and to the left; for the many models available.



on the left:  
Loft 269.14.FF, 269.11.FF

on the right and bottom:  
Loft 269.02.OF  
Loft 269.05.OF





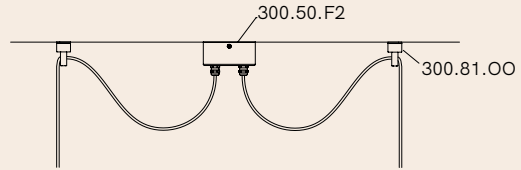
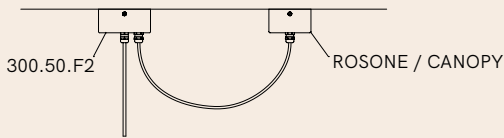




ESEMPI DI COMPOSIZIONE | EXAMPLE OF COMPOSITIONS

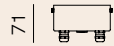
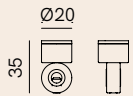
Installazione con rosone per decentramento lampada  
 Installation with canopy for lamp off-centre

Installazione con rosone per 2 sospensioni e 2 ganci per attacco a soffitto  
 Installation with canopy kit for 2 pendants and 2 ceiling hooks



NOTA: Cavo extra a richiesta per entrambe le composizioni.  
 NOTE: Additional cable on request for both compositions.

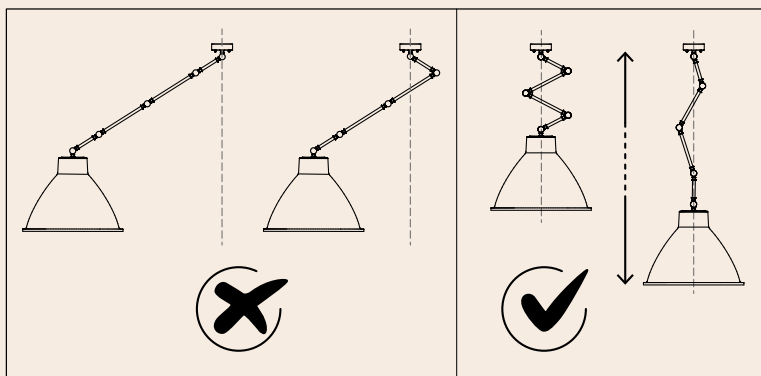
ACCESSORI | ACCESSORIES

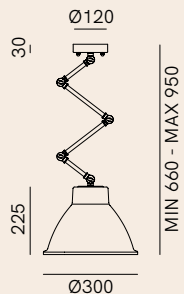


**300.81.OO**  
 Gancio per attacco a soffitto  
 Ceiling hook

**300.50.F2**  
 Rosone per 2 sospensioni / decentramento e 2 tappi  
 Canopy kit for 2 pendants / off-centre, with 2 plugs

Sospensioni con braccetto  
 Pendant lights with bracket

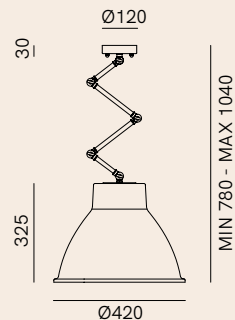




**269.02.OF**

1 x Max 15W LED E27

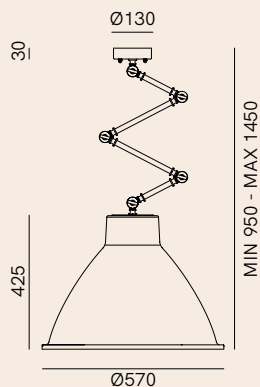
CE IP20 TRIAC/IGBT dimm



**269.03.OF**

1 x Max 15W LED E27

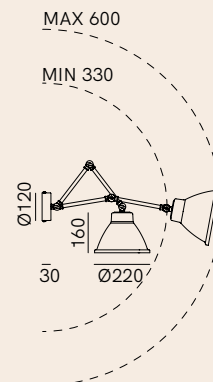
CE IP20 TRIAC/IGBT dimm



**269.04.OF**

1 x Max 15W LED E27

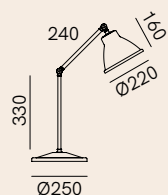
CE IP20 TRIAC/IGBT dimm



**269.05.OF**

1 x Max 15W LED E27

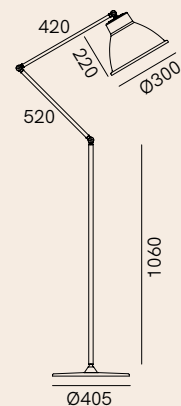
CE IP20 TRIAC/IGBT dimm



**269.06.OF**

1 x Max 15W LED E27

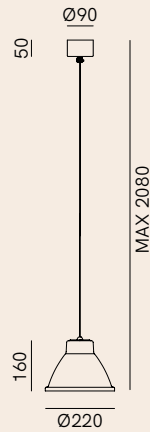
CE IP20 Non dimmerabile / Not dimmable



**269.08.OF**

1 x Max 15W LED E27


CE IP20 Non dimmerabile / Not dimmable



**269.11.FF**

1 x Max 15W LED E27

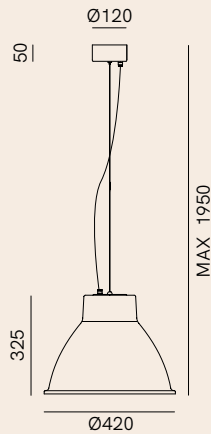
CE IP20 TRIAC/IGBT dimm



**269.12.FF**

1 x Max 15W LED E27

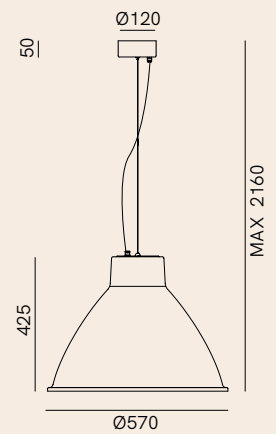
CE IP20 TRIAC/IGBT dimm



**269.13.FF**

1 x Max 15W LED E27

CE IP20 TRIAC/IGBT dimm



**269.14.FF**

1 x Max 15W LED E27

CE IP20 TRIAC/IGBT dimm

FINITURE | FINISHES

Montatura | Frame



**O**  
Ottone Anticato  
Antique Brass



**F**  
Ferro Anticato  
Antique Iron

Testa | Shade



**F**  
Ferro Anticato  
Antique Iron



design DT Studio

# London

Nella collezione di lampade London la tradizione incontra suggestioni internazionali. Ne nascono lampade a sospensione, applique e plafoniere dove le trasparenze del vetro valorizzano la struttura in ferro anticato, creando inaspettati cambi di visione e atmosfere di sicuro impatto.

The London collection of lamps combines tradition with international influences.

The result is pendant lamps, wall lamps and ceiling lamps, where the transparent nature of glass enhances the antique iron fixture, creating unexpected changes of vision and striking atmospheres.



on the left:  
London 205.24.FF, 205.09.FF

324

on the right:  
London 205.30.FF

on the bottom:  
London 205.09.FF  
London 205.08.FF





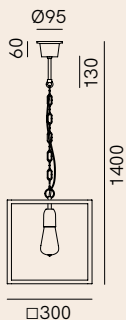


Il Fanale





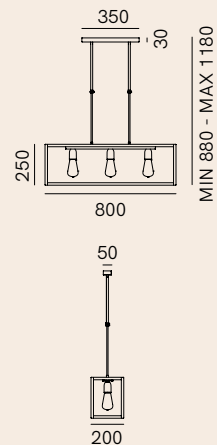
on the left:  
London 205.36.FF, 205.30.FF



**205.02.FF**

1 x Max 15W LED E27

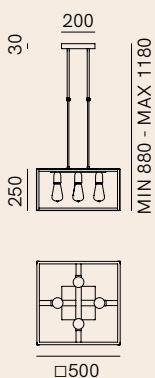
CE IP20 TRIAC/IGBT dimm



**205.04.FF**

3 x Max 15W LED E27

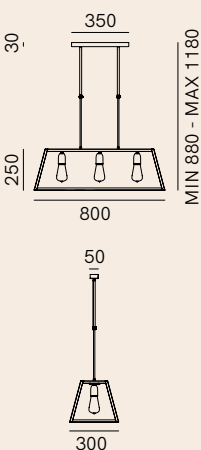
CE IP20 TRIAC/IGBT dimm



**205.05.FF**

4 x Max 15W LED E27

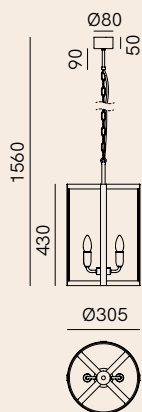
CE IP20 TRIAC/IGBT dimm



**205.24.FF**

3 x Max 15W LED E27

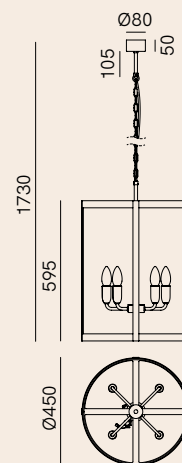
CE IP20 TRIAC/IGBT dimm



**205.35.FF**

2 x Max 10W LED E14

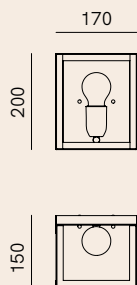
CE IP20 TRIAC/IGBT dimm



**205.36.FF**

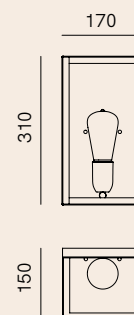
4 x Max 10W LED E14

CE IP20 TRIAC/IGBT dimm

**205.08.FF**

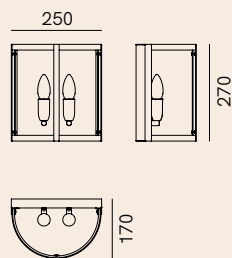
1 x Max 15W LED E27

TRIAC/IGBT dimm

**205.09.FF**

1 x Max 15W LED E27

TRIAC/IGBT dimm

**205.30.FF**

2 x Max 10W LED E14

TRIAC/IGBT dimm

**FINITURE | FINISHES****Montatura | Frame**

**FF**  
 Ferro Anticato  
 Antique Iron

**Vetro | Glass**

**Trasparente**  
 Transparent



design DT Studio

# Marina

Lo stile marinaro è il leitmotiv della collezione Marina, nata dalla volontà di soddisfare esigenze propriamente tecniche, e sviluppatasi poi come design autonomo.

La collezione include lampade da parete, applique e segnapasso dall'aspetto equilibrato, realizzate in ottone anticato.

A marine style is the leitmotif of the Marina collection, created to meet technical requirements and then developed into an independent design. The collection includes wall lights and lamps, and steplights with a balanced appearance, made of antique brass.



on the left:  
Marina 247.70.00

on the right:  
Marina 247.02.00

on the bottom:  
Marina 247.72.00









on the left:  
Marina 247.01.00

on the bottom:  
Marina 247.01.00  
Marina 247.02.00

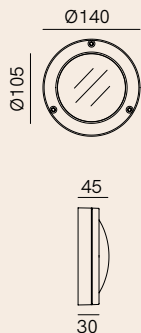


on the right:  
Marina 247.36.00 combined with Canaline system

on the bottom:  
Marina 247.36.00



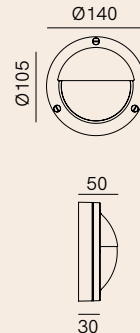




**247.01.00**

1 x Max 5W LED G9

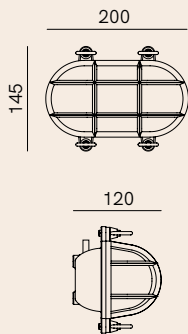
CE IP55 TRIAC/IGBT dimm



**247.02.00**

1 x Max 5W LED G9

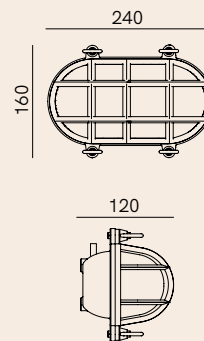
CE IP55 TRIAC/IGBT dimm



**247.36.00**

1 x Max 15W LED E27

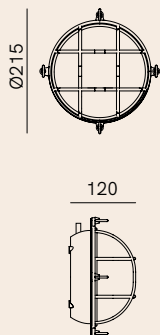
CE IP54 TRIAC/IGBT dimm



**247.37.00**

1 x Max 15W LED E27

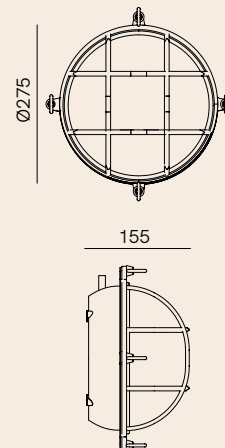
CE IP54 TRIAC/IGBT dimm



**247.38.00**

1 x Max 15W LED E27

CE IP54 TRIAC/IGBT dimm



**247.39.00**

1 x Max 15W LED E27

CE IP54 TRIAC/IGBT dimm



50

**247.70.00**

1 x Max 6W LED Gx53



50

**247.72.00**

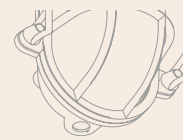
1 x Max 6W LED Gx53



50

**247.73.00**

1 x Max 6W LED Gx53

**ACCESSORI | ACCESSORIES**

247.99.ZZ


200.28.00

**247.99.ZZ**

Manicotto di raccordo tra Marina e accessorio Canaline 200.28.00

Coupling joint between Marina and Canaline accessories 200.28.00

Per articoli | For articles: 247.36 - 247.37 - 247.38 - 247.39

**FINITURE | FINISHES****Montatura | Frame**
**00 / A0**  
 Ottone Anticato  
 Antique Brass
**Vetro | Glass**
**Satinato**  
 Satin

**Trasparente**  
 Transparent

 Solo per articoli | Only for articles:  
 247.36 - 37 - 38 - 39



design DT Studio

# Officina

Le lampade della collezione Officina uniscono la ruvidezza del ferro alla ricercatezza di linee essenziali.

Il gusto è tipicamente industrial, per lampade a sospensione e applique da interno in grado di creare atmosfera ovunque siano posizionate, sia in un ambiente domestico sia in uno spazio collettivo.

The Italian lamps in the Officina collection combine the rough texture of iron with refined essential lines.

The style is typically industrial for pendant lamps and indoor wall lamps that create the right atmosphere wherever they are positioned, whether in a home environment or a collective space.



on the left:  
Officina composition

on the right and bottom:  
Officina 268.03.FF









Il Fanale

on the left and bottom:

Officina 268.02.FF  
Officina 268.01.FF  
Officina 268.09.FF  
Officina 268.10.FF

on the bottom:

Officina 268.10.FF  
Officina 268.02.FF



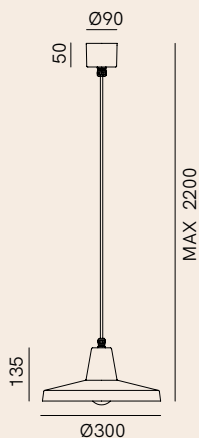
346

on the right:  
Officina 268.05.FF  
Officina 268.06.FF

on the bottom:  
Officina 268.06.FF



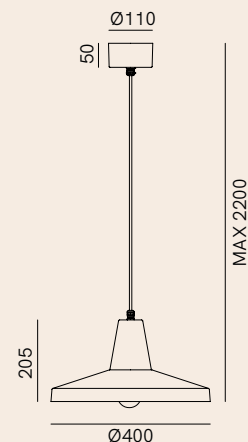




**268.01.FF**

1 x Max 15W LED E27

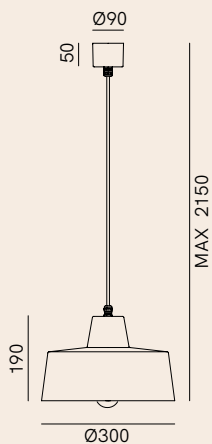
CE IP20 TRIAC/IGBT dimm



**268.02.FF**

1 x Max 15W LED E27

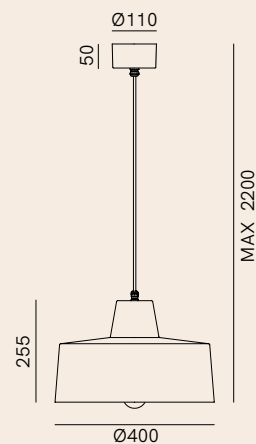
CE IP20 TRIAC/IGBT dimm



**268.05.FF**

1 x Max 15W LED E27

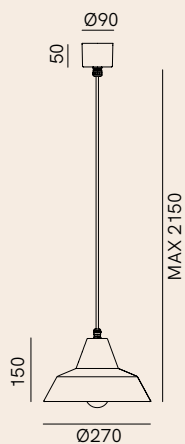
CE IP20 TRIAC/IGBT dimm



**268.06.FF**

1 x Max 15W LED E27

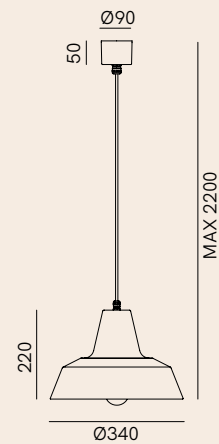
CE IP20 TRIAC/IGBT dimm



**268.09.FF**

1 x Max 15W LED E27

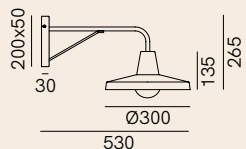
CE IP20 TRIAC/IGBT dimm



**268.10.FF**

1 x Max 15W LED E27

CE IP20 TRIAC/IGBT dimm



### FINITURE | FINISHES



**FF**  
Ferro Anticato  
Antique Iron

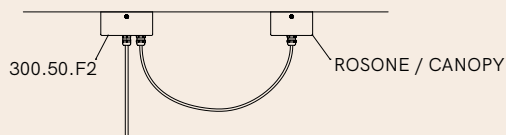
### 268.03.FF

1 x Max 15W LED E27

CE IP20 TRIAC/IGBT dimm

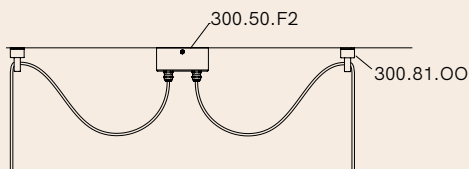
## ESEMPI DI COMPOSIZIONE | EXAMPLE OF COMPOSITIONS

Installazione con rosone per decentramento lampada  
Installation with canopy for lamp off-centre



NOTA: Cavo extra a richiesta per entrambe le composizioni.  
NOTE: Additional cable on request for both compositions.

Installazione con rosone per 2 sospensioni e 2 ganci per attacco a soffitto  
Installation with canopy kit for 2 pendants and 2 ceiling hooks

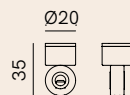


## ACCESSORI | ACCESSORIES



### 300.50.F2

Rosone per 2 sospensioni / decentramento e 2 tappi  
Canopy kit for 2 pendants / off-centre, with 2 plugs



### 300.81.OO

Gancio per attacco a soffitto  
Ceiling hook



Il Fanale



design DT Studio

# Reporter

Reporter è una collezione di lampade da interno dall'estetica decisa. Commistione di suggestioni classiche e riferimenti industrial, questi oggetti luminosi sono capaci di caratterizzare gli ambienti e di creare disegni di luce personalizzabili. Il fascio di luce può infatti essere indirizzato in base alle proprie esigenze grazie allo snodo della montatura e delle singole teste.

Reporter is a collection of indoor lamps with strong aesthetic appeal. A combination of classic influences and industrial references, these luminous objects give character to rooms and create customisable patterns of light. The beam of light can be directed according to needs thanks to the fixture joint and the individual heads.



on the left:  
Reporter 271.04.OF, 271.08.OF

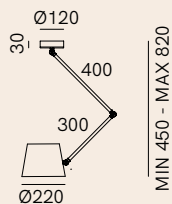
on the right:  
Reporter 271.05.OF

on the bottom:  
Reporter 271.01.OF  
Reporter, regulation detail





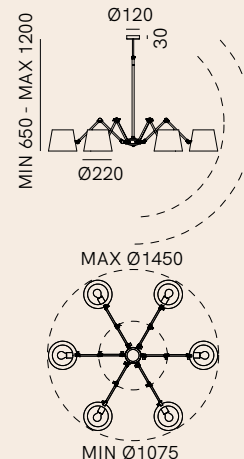




**271.01.OF**

1 x Max 15W LED E27

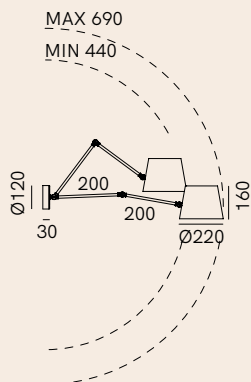
CE IP20 TRIAC/IGBT dimm



**271.04.OF**

6 x Max 15W LED E27

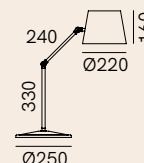
CE IP20 TRIAC/IGBT dimm



**271.05.OF**

1 x Max 15W LED E27

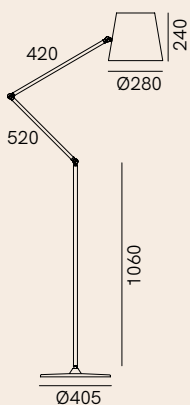
CE IP20 TRIAC/IGBT dimm



**271.06.OF**

1 x Max 15W LED E27

CE IP20 Non dimmerabile / Not dimmable



**271.08.OF**

1 x Max 15W LED E27

CE IP20 Non dimmerabile / Not dimmable

**FINITURE | FINISHES**

**Montatura | Frame**



O  
Ottone Anticato  
Antique Brass

**Testa | Shade**



F  
Ferro Anticato  
Antique Iron



design Studio Klass

## *Saint Tropez*

Pensata per portare negli ambienti esterni la stessa sensazione avvolgente degli interni, la collezione di lampade Saint-Tropez accompagna con eleganza la vita all'aria aperta. I materiali e le finiture enfatizzano il mood della collezione, conferendole l'aspetto di un raffinatissimo vintage.

Designed to bring the same enveloping sensation of indoor contexts to outdoor ones, the Saint-Tropez lamp collection elegantly accompanies life in the open air.

The materials and finishes highlight the mood of the collection, creating a refined vintage look.



on the left:  
Saint Tropez Z1C1





on the left:  
Saint Tropez Z2C1

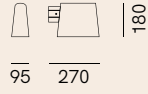
on the bottom:  
Saint Tropez Z3C1



360

on the bottom:  
Saint Tropez Z1C1

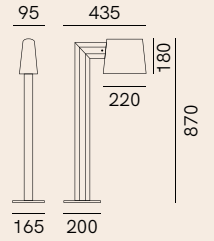




**Z1C1**

1 x Max 15W LED E27

CE IP65 TRIAC/IGBT dimm



**Z2C1**

1 x Max 15W LED E27

CE IP65 TRIAC/IGBT dimm



**Z3C1**

1 x Max 15W LED E27

CE IP65 TRIAC/IGBT dimm

**FINITURE | FINISHES**

**Metallo verniciato | Painted Metal**



Marrone Antico  
Antique Brown



Ispirata alla tradizione, Classicforus recupera materiali, forme e colori del passato reinterpretandoli con piglio attuale. Materiali pregiati come l'ottone e il rame, spesso abbinati a vetro di Murano e ceramica di Bassano, danno vita a lampade capaci di rendere caldo e accogliente qualsiasi ambiente, anche il più contemporaneo.

Inspired by tradition, the Classicforus picks up materials, shapes and colours from the past and reinterprets them in a contemporary key. Select materials such as brass and copper are often paired with Murano glass and Bassano ceramic to create lamps that turn any environment – even the most contemporary – into a warm and inviting one.

*classicforus*





Il Fanale

design DT Studio

# Anita

Anita è una collezione di lampade che unisce l'eleganza dello stile liberty alla maestria artigianale de Il Fanale.

Una collezione che si declina in un'ampia serie di pezzi - dalla lampada da terra alla sospensione, dall'appliche alla plafoniera - sempre caratterizzati da dettagli ricercati ispirati alla tradizione. A conferire valore aggiunto a queste creazioni è la ceramica di Bassano, un'eccellenza del made in Italy che ben si sposa con l'ottone anticato.

Anita is a collection of lamps that combines the elegance of Italian Liberty style with the craftsmanship of Il Fanale.

The collection includes an extensive range of items - a floor lamp, pendant lamp, wall lamp and ceiling lamp - always featuring refined details inspired by tradition. The added value of these creations is provided by Bassano ceramic, an excellent Made in Italy product that perfectly matches antique brass.



on the left:  
Anita 061.09.OC

366

on the right and bottom:  
Anita 061.23.OC  
Anita 061.17.OC










on the right:  
Anita 061.53.OC

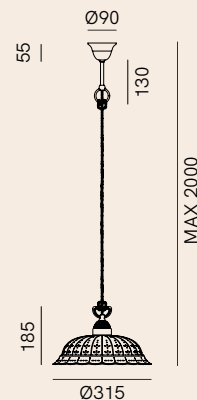




**061.07.OC**

1 x Max 15W LED E27

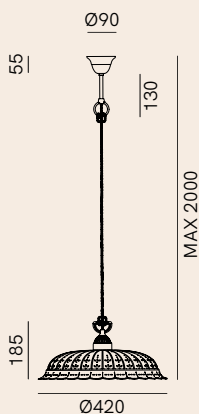
CE IP20 TRIAC/IGBT dimm



**061.08.OC**

1 x Max 15W LED E27

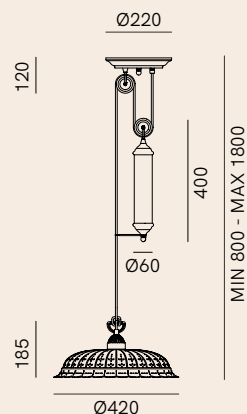

CE IP20 TRIAC/IGBT dimm



**061.09.OC**

1 x Max 15W LED E27

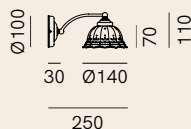
CE IP20 TRIAC/IGBT dimm



**061.12.OC**

1 x Max 15W LED E27

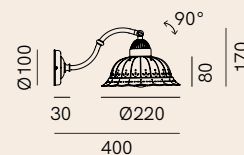
CE IP20 TRIAC/IGBT dimm



**061.17.OC**

1 x Max 10W LED E14

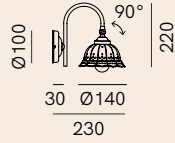
CE IP20 TRIAC/IGBT dimm



**061.18.OC**

1 x Max 15W LED E27

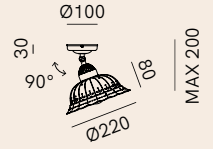
CE IP20 TRIAC/IGBT dimm



**061.19.OC**

1 x Max 10W LED E14

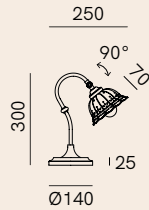
CE IP20 TRIAC/IGBT dimm



**061.23.OC**

1 x Max 15W LED E27

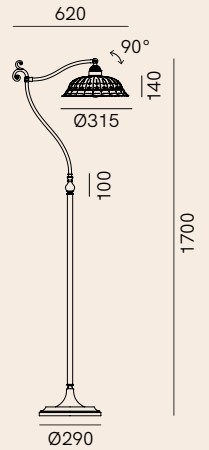
CE IP20 TRIAC/IGBT dimm



**061.52.OC**

1 x Max 10W LED E14

CE IP20 Non dimmerabile / Not dimmable



**061.53.OC**

1 x Max 15W LED E27

CE IP20 Non dimmerabile / Not dimmable

**FINITURE | FINISHES**



**O**  
Ottone Anticato  
Antique Brass



**C**  
Ceramica  
Ceramic



design DT Studio

## Barchessa

Nelle lampade della collezione Barchessa, realizzate in ottone e rame anticato, l'accento è posto sulla funzionalità. Ispirate all'arte povera, hanno forme pulite, libere da qualsiasi artificiosità.

La collezione si compone di lampade a sospensione, applique, plafoniere e lampioni da giardino.

The lamps in the Barchessa collection, made of antique brass and copper, focus on functionality. Inspired by Italian "Arte Povera", they have clean-cut shapes, free from any artificiality.

The collection comprises pendant lamps, wall lamps, ceiling lamps and garden lamps.



on the left:  
Barchessa 220.26.ORT

374

on the right:  
Barchessa 220.11.OR

on the bottom:  
Barchessa 220.11.OR  
Barchessa 220.03.OR









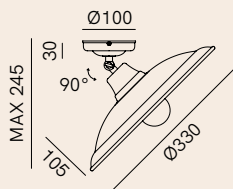
on the left:  
Barchessa 301.D7.ORT

on the bottom:  
Barchessa 220.13.ORT



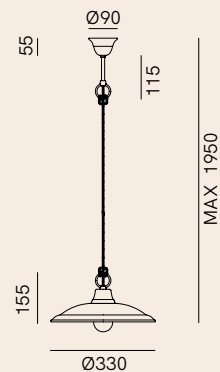
on the bottom:  
Barchessa 220.26.ORT



**220.03.OR**

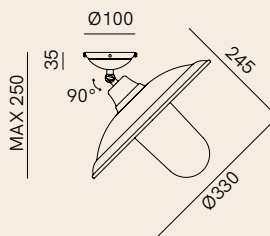
1 x Max 15W LED E27

**TRIAC/IGBT dimm**

**220.11.OR**

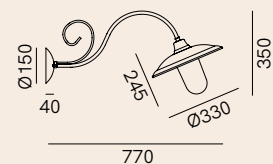
1 x Max 15W LED E27

**TRIAC/IGBT dimm**

**220.13.ORB / ORT**

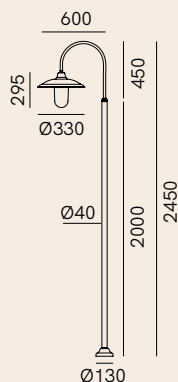
1 x Max 15W LED E27

**TRIAC/IGBT dimm**

**220.26.ORB / ORT**

1 x Max 15W LED E27

**TRIAC/IGBT dimm**

**301.D7.ORB / ORT**

1 x Max 15W LED E27

**TRIAC/IGBT dimm**

**FINITURE | FINISHES****Montatura | Frame**

**O**  
 Ottone Anticato  
 Antique Brass

**Vetro | Glass**

**B**  
 Bianco  
 White

**Testa | Shade**

**R**  
 Rame Anticato  
 Antique Copper



**T**  
 Trasparente  
 Transparent




design DT Studio

## Borgo

Artigianalità e ricerca dei materiali si fondono con le più recenti tecniche d'illuminazione dando vita alla collezione di lampade da esterni Borgo. Realizzate in rame e ottone anticato, pali da giardino, sospensioni e applique hanno forme d'ispirazione classica, sapientemente rivisitate in chiave contemporanea.  
Tutti i modelli sono disponibili con vetro trasparente o bianco.

Craftsmanship and research into materials are combined with the latest lighting techniques to create the Borgo collection of outdoor lamps. Made of antique copper and brass, garden lamps, pendant lamps and wall lamps have traditionally inspired shapes, skilfully given a contemporary twist.  
All models are available with transparent glass or white glass.



on the left:  
Borgo 244.08.ORT

382

on the right and bottom:

Borgo, 244.05.ORT

Borgo, 244.08.ORB





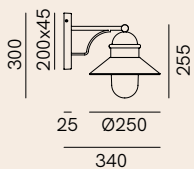




on the left:  
Borgo, 244.30.ORT

on the bottom:  
Borgo, shade detail of 301.B2.ORB, 301.B4.ORB  
Borgo shade detail of 301.D3.ORB

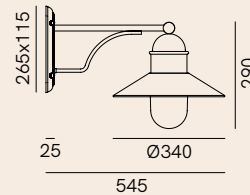




**244.05.ORB / ORT**

1 x Max 15W LED E27

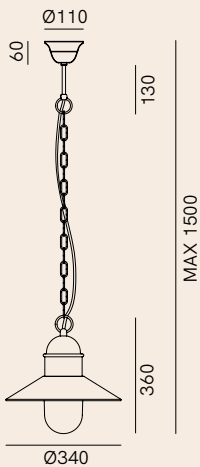
CE IP44 TRIAC/IGBT dimm



**244.25.ORB / ORT**

1 x Max 15W LED E27

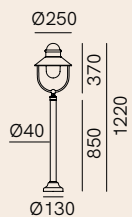
CE IP44 TRIAC/IGBT dimm



**244.08.ORB / ORT**

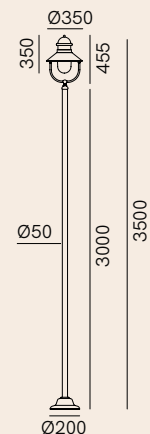
1 x Max 15W LED E27

CE IP44 TRIAC/IGBT dimm

**301.B2.ORB / ORT**

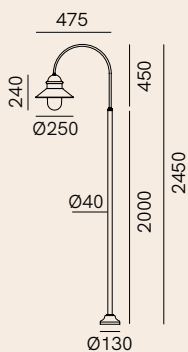
1 x Max 15W LED E27

**IP44 TRIAC/IGBT dimm**

**244.30.ORB / ORT**

1 x Max 15W LED E27

**IP44 TRIAC/IGBT dimm**


**301.D3.ORB / ORT**

1 x Max 15W LED E27

**IP44 TRIAC/IGBT dimm**

**FINITURE | FINISHES****Montatura | Frame**

**O**  
 Ottone Anticato  
 Antique Brass

**Testa | Shade**

**R**  
 Rame Anticato  
 Antique Copper

**Vetro | Glass**

**B**  
 Bianco  
 White



**T**  
 Trasparente  
 Transparent




design DT Studio

# *Calmaggiore*

Impatto visivo delicato ma deciso per le lampade della collezione Calmaggiore, destinate agli ambienti outdoor. Applique e lampioni da giardino realizzati in rame e ottone anticato, sono contraddistinte da un'efficiente emissione luminosa, che conferisce carattere agli spazi all'aria aperta. Tutti i modelli sono disponibili con vetro trasparente o vetro bianco.

The lamps in the Calmaggiore collection, intended for outdoor use, have a delicate yet powerful visual impact. Wall lamps and garden lamps made of antique copper and brass have efficient light emission, giving character to outdoor spaces. All models are available with transparent glass or white glass.




on the left:  
Calmaggiore 231.03.ORT

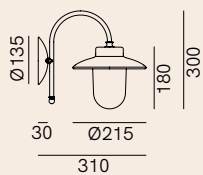






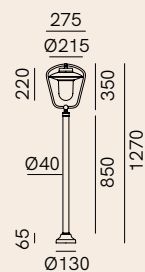
on the bottom:  
Calmaggiore 301.B3.ORT



**230.03.ORB / ORT**

1 x Max 15W LED E27

TRIAC/IGBT dimm

**301.B3.ORB / ORT**

1 x Max 15W LED E27

TRIAC/IGBT dimm

**FINITURE | FINISHES****Montatura | Frame**
**O**  
 Ottone Anticato  
 Antique Brass
**Testa | Shade**
**R**  
 Rame Anticato  
 Antique Copper
**Vetro | Glass**
**B**  
 Bianco  
 White

**T**  
 Trasparente  
 Transparent



Il Fanale

design DT Studio

# *Cascina*

Le lampade della collezione Cascina sono caratterizzate dal disegno rigoroso e da un aspetto materico che le fa spiccare in qualsiasi ambiente. I lampadari, in particolare, sono molto scenografici. La collezione si compone di lampade a sospensione, lampadari e applique in ottone anticato.

The lamps in the Cascina collection feature a rigorous design and a textured effect that makes them stand out in any context. The chandeliers, in particular, are very spectacular. The collection consists of Italian pendant lamps, chandeliers and wall lamps in antique brass.



on the left:  
Cascina 204.10.00

396

on the right:  
Cascina 204.08.00

on the bottom:  
Cascina 204.04.00



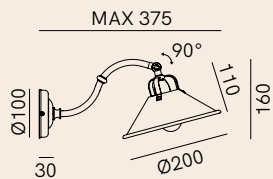






on the left and bottom:  
Cascina 204.23.00

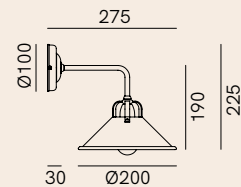




**204.04.00**

1 x Max 10W LED E14

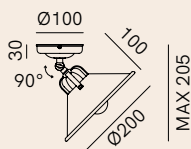
CE IP20 TRIAC/IGBT dimm



**204.05.00**

1 x Max 10W LED E14

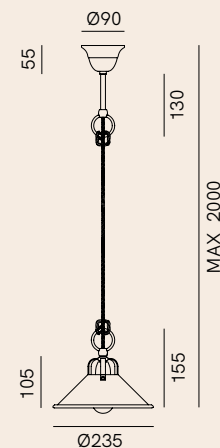
CE IP20 TRIAC/IGBT dimm



**204.23.00**

1 x Max 10W LED E14

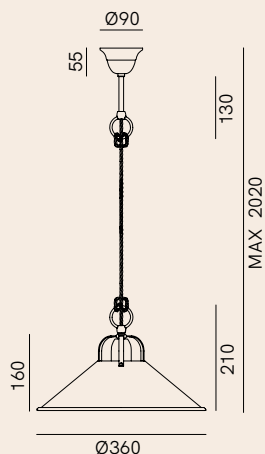
CE IP20 TRIAC/IGBT dimm



**204.07.00**

1 x Max 15W LED E27

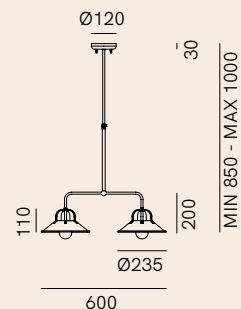
CE IP20 TRIAC/IGBT dimm



**204.08.00**

1 x Max 15W LED E27

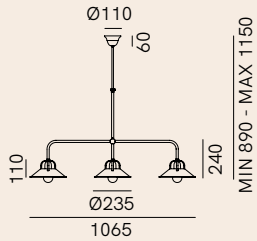
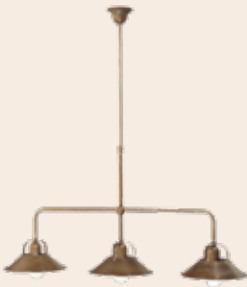
CE IP20 TRIAC/IGBT dimm



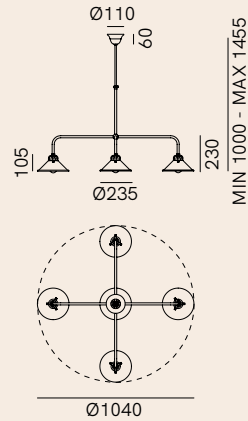
**204.09.00**

2 x Max 15W LED E27

CE IP20 TRIAC/IGBT dimm



**204.10.OO**  
3 x Max 15W LED E27  
CE IP20 TRIAC/IGBT dimm



**204.25.OO**  
5 x Max 15W LED E27  
CE IP20 TRIAC/IGBT dimm

**FINITURE | FINISHES**



**OO**  
Ottone Anticato  
Antique Brass



design DT Studio

# Contrada

La collezione Contrada è contraddistinta da un design puro e rigoroso, che rende protagonista il materiale.

Rame e ottone anticato conferiscono a lampadari, plafoniere e applique un grande impatto materico.

The Contrada collection features a pure and rigorous design, making the material the protagonist.

Antique copper and brass give chandeliers, ceiling lamps and wall lamps an impressive material effect.



on the left:  
Contrada 243.05.OR  
Custom Solution - Contrada 211.11.OR with longer rod

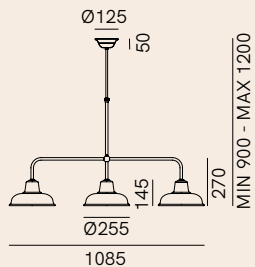
404

on the right:  
Contrada 243.26.ORT

on the bottom:  
Contrada 243.05.OR







**211.11.OR**

3 x Max 15W LED E27

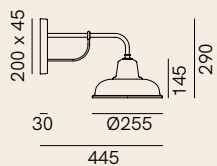
CE IP20 TRIAC/IGBT dimm



**243.02.OR**

1 x Max 15W LED E27

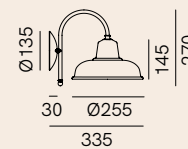
CE IP20 TRIAC/IGBT dimm



**243.05.OR**

1 x Max 15W LED E27

CE IP20 TRIAC/IGBT dimm

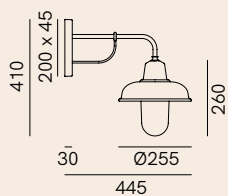


**243.06.OR**

1 x Max 15W LED E27

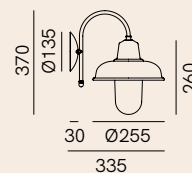
CE IP20 TRIAC/IGBT dimm



**243.25.ORB / ORT**

1 x Max 15W LED E27

TRIAC/IGBT dimm

**243.26.ORB / ORT**

1 x Max 15W LED E27

TRIAC/IGBT dimm

**FINITURE | FINISHES****Montatura | Frame**


**O**  
 Ottone Anticato  
 Antique Brass

**Testa | Shade**

**R**  
 Rame Anticato  
 Antique Copper

**Vetro | Glass**

**B**  
 Bianco  
 White



**T**  
 Trasparente  
 Transparent



design DT Studio

# Country

Stile country e tradizione millenaria del vetro di Murano, grande espressione del made in Italy, si fondono alla perfezione nella collezione di lampade Country. Prodotte in ottone e vetro soffiato bianco, sono caratterizzate dal bordo ribruciato marrone e dalla finitura in ottone anticato. La collezione si compone di un'ampia gamma di pezzi, dalla sospensione all'applique, in diverse varianti e misure.

Country style and the age-old tradition of Murano glass, a fine expression of Made in Italy, come together to perfection in the Country lamp collection. Made of brass and white blown glass, they feature a burnt brown rim and an antique brass finish. The collection consists of a wide range of items, from pendant lamps to wall lamps, in different versions and sizes.



on the left:  
Country 081.10.OV

410

on the right and bottom:  
Country 080.10.OV  
Country 082.19.OV



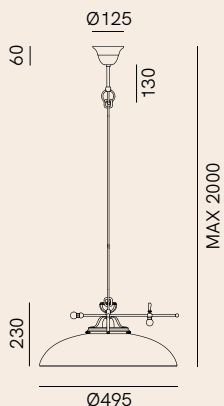





on the left:  
Country 080.02.OV

on the bottom:  
Country 081.02.OV  
Country 082.02.OV

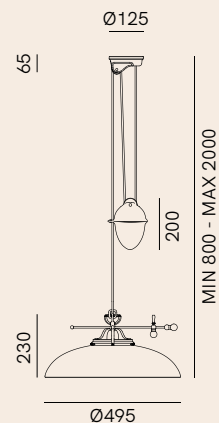




**080.10.OV**

1 x Max 15W LED E27

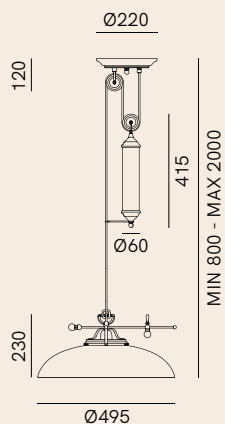
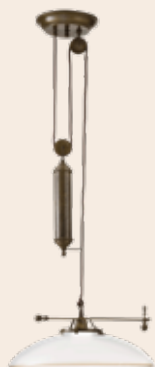
CE IP20 TRIAC/IGBT dimm



**080.11.OV**

1 x Max 15W LED E27


CE IP20 TRIAC/IGBT dimm



**080.12.OV**

1 x Max 15W LED E27

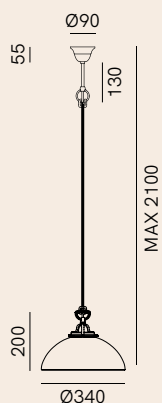
CE IP20 TRIAC/IGBT dimm



**081.10.OV**

1 x Max 15W LED E27

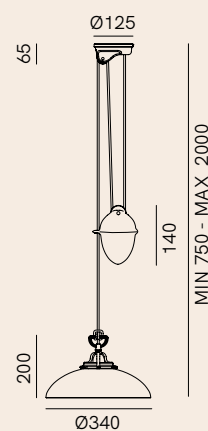
CE IP20 TRIAC/IGBT dimm



**082.10.OV**

1 x Max 15W LED E27

CE IP20 TRIAC/IGBT dimm

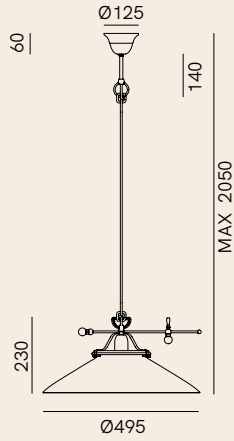



**082.11.OV**

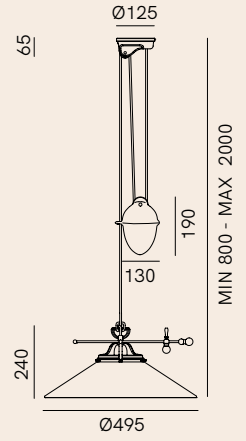
1 x Max 15W LED E27

CE IP20 TRIAC/IGBT dimm

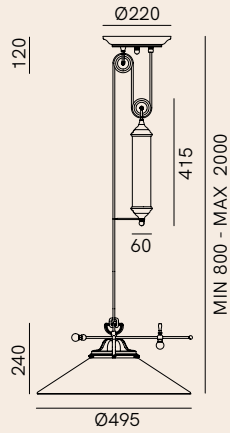
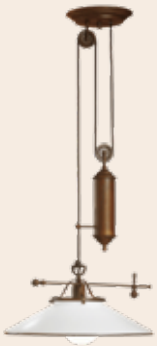




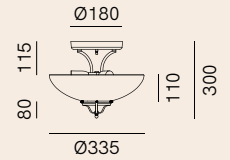
**083.10.OV**  
1 x Max 15W LED E27  
CE IP20 TRIAC/IGBT dimm



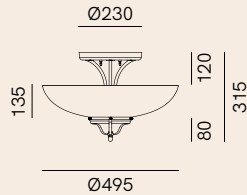
**083.11.OV**  
1 x Max 15W LED E27  
CE IP20 TRIAC/IGBT dimm



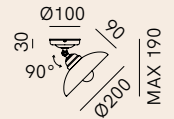
**083.12.OV**  
1 x Max 15W LED E27  
CE IP20 TRIAC/IGBT dimm



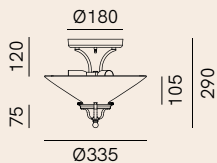
**082.02.OV**  
3 x Max 10W LED E14  
CE IP20 TRIAC/IGBT dimm



**080.02.OV**  
3 x Max 15W LED E27  
CE IP20 TRIAC/IGBT dimm



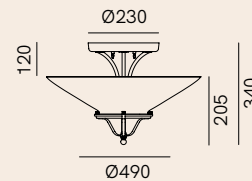
**082.23.OV**  
1 x Max 10W LED E14  
CE IP20 TRIAC/IGBT dimm



**081.02.OV**

3 x Max 10W LED E14

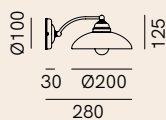
CE IP20 TRIAC/IGBT dimm



**083.02.OV**

3 x Max 15W LED E27

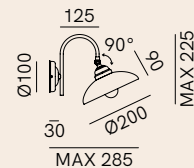
CE IP20 TRIAC/IGBT dimm



**082.17.OV**

1 x Max 10W LED E14

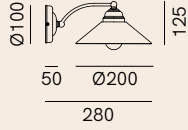
CE IP20 TRIAC/IGBT dimm



**082.19.OV**

1 x Max 10W LED E14

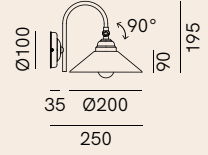
CE IP20 TRIAC/IGBT dimm



**081.17.OV**

1 x Max 10W LED E14

CE IP20 TRIAC/IGBT dimm



**081.19.OV**

1 x Max 10W LED E14

CE IP20 TRIAC/IGBT dimm

**FINITURE | FINISHES**

**Montatura | Frame**



**O**  
Ottone Anticato  
Antique Brass

**Vetro | Glass**



**V**  
Bianco  
White



design DT Studio

## *Fior Di Pizzo*

Le lampade della collezione Fior di pizzo portano l'arte del ricamo nel mondo della ceramica di Bassano, reinterpretando la tradizione in chiave moderna. La lavorazione ricercata, in fase di illuminazione, crea interessanti giochi di luce sulle pareti, proiettando fiori e decori. La collezione si declina in molti modelli diversi, dalla sospensione al saliscendi, dall'applique alla plafoniera.

The lamps in the Fior di pizzo collection bring the art of embroidery into the world of Bassano ceramic, giving a modern twist to tradition. Refined workmanship creates interesting light effects on walls, projecting flowers and decorations. The collection is available in many different models, including a brass pendant lamp, adjustable, wall lamp and ceiling lamp.



on the left:  
Fior di Pizzo 065.25.OC

420

on the right:  
Fior di Pizzo 065.09.OC

on the bottom:  
Fior di Pizzo 065.07.OC







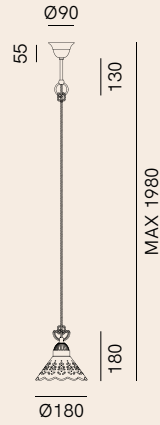




424

on the bottom:  
Fior di Pizzo 065.17.OC  
Fior di Pizzo 065.02.OC

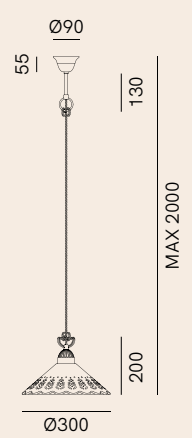




**065.07.OC**

1 x Max 15W LED E27

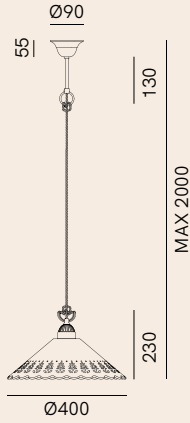
CE IP20 TRIAC/IGBT dimm



**065.08.OC**

1 x Max 15W LED E27

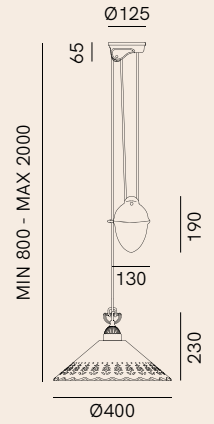
CE IP20 TRIAC/IGBT dimm



**065.09.OC**

1 x Max 15W LED E27

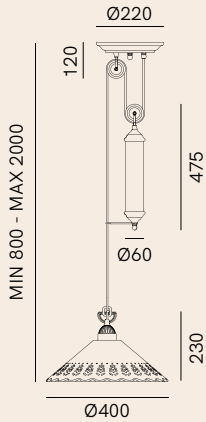
CE IP20 TRIAC/IGBT dimm



**065.11.OC**

1 x Max 15W LED E27

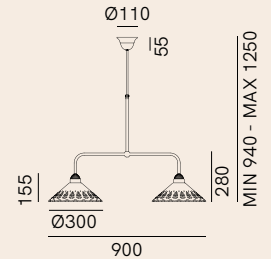
CE IP20 TRIAC/IGBT dimm



**065.12.OC**

1 x Max 15W LED E27

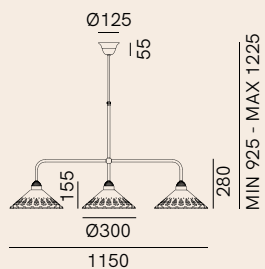
CE IP20 TRIAC/IGBT dimm



**065.24.OC**

2 x Max 15W LED E27

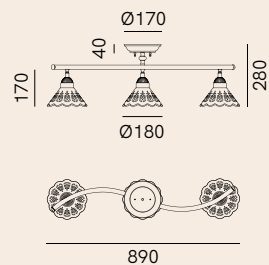
CE IP20 TRIAC/IGBT dimm



**065.25.OC**

3 x Max 15W LED E27

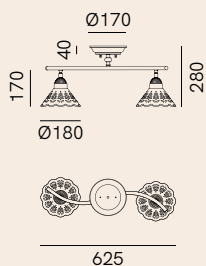
CE IP20 TRIAC/IGBT dimm



**065.21.OC**

3 x Max 15W LED E27

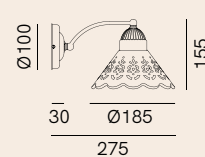
CE IP20 TRIAC/IGBT dimm



**065.22.OC**

2 x Max 15W LED E27

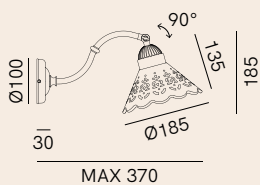
CE IP20 TRIAC/IGBT dimm



**065.17.OC**

1 x Max 15W LED E27

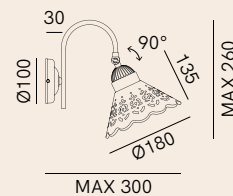
CE IP20 TRIAC/IGBT dimm



**065.18.OC**

1 x Max 15W LED E27

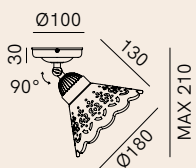
CE IP20 TRIAC/IGBT dimm



**065.19.OC**

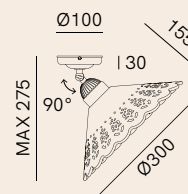
1 x Max 15W LED E27

CE IP20 TRIAC/IGBT dimm

**065.23.OC**

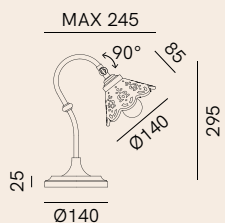
1 x Max 15W LED E27

TRIAC/IGBT dimm

**065.02.OC**

1 x Max 15W LED E27

TRIAC/IGBT dimm

**065.52.OC**

1 x Max 10W LED E14

Non dimmerabile / Not dimmable

**FINITURE | FINISHES****Montatura | Frame**

**O**  
Ottone Anticato  
Antique Brass

**Testa | Shade**

**C**  
Ceramica  
Ceramic



design DT Studio

# Garden

La classica lampada da giardino è riletta all'insegna di un design contemporaneo. Garden è una collezione di lampioni da giardino e lampade a parete realizzate in ottone e rame anticato che per le sue caratteristiche si rivela ideale per arredare gli ambienti esterni in modo sobrio ed elegante. Tutti i modelli sono disponibili con vetro bianco o trasparente.

The classic garden lamp is reinterpreted in a contemporary design. Garden is a collection of garden and wall lamps made of antique brass and copper, ideal for furnishing outdoor spaces in a sober and elegant way. All models are available with transparent glass or white glass.



on the left:  
Garden 245.42.ORT, 245.44.ORT

430

on the right:  
Garden 245.42.ORT

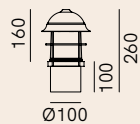
on the bottom:  
Garden 245.44.ORT



Il Fanale



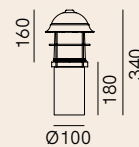




**245.41.ORB / ORT**

1 x Max 15W LED E27

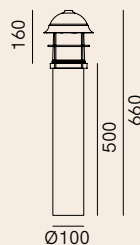
CE IP44 TRIAC/IGBT dimm



**245.42.ORB / ORT**

1 x Max 15W LED E27

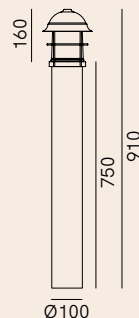
CE IP44 TRIAC/IGBT dimm



**245.43.ORB / ORT**

1 x Max 15W LED E27

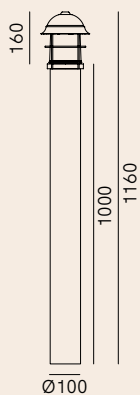
CE IP44 TRIAC/IGBT dimm



**245.44.ORB / ORT**

1 x Max 15W LED E27

CE IP44 TRIAC/IGBT dimm



### 245.45.ORB / ORT

1 x Max 15W LED E27

CE IP44 TRIAC/IGBT dimm

#### ACCESSORI | ACCESSORIES



Picchetto  
Stake

**300.09.FZ**  
Ø 110 H 400 mm



Copribase  
Base Cover

**300.06.RR**  
Ø 140 H 30 mm


#### FINITURE | FINISHES

##### Montatura | Frame



**O**  
Ottone Anticato  
Antique Brass

##### Testa | Shade



**R**  
Rame Anticato  
Antique Copper

##### Vetro | Glass



**B**  
Bianco  
White



**T**  
Trasparente  
Transparent



design DT Studio

# Loggia

Le lampade da esterni Loggia evocano atmosfere suggestive reinterpretando in chiave moderna i classici portacandele a muro. Applique e lampade da terra sono realizzate in ottone anticato e vetro bianco o pulegoso, una tipologia di vetro sviluppata a Venezia e ottenuta con una tecnica particolare che consente di ottenere il caratteristico aspetto a bollicine.

The outdoor lamps in the Loggia collection evoke attractive atmospheres by bringing a modern twist to classic wall-mounted candle holders. These Italian wall lamps and floor lamps are made of antique brass and white or bubble glass, a type of glass developed in Venice and obtained using a special technique that gives it its characteristic bubble-like appearance.



on the left:  
Loggia 264.01.OOB

436

on the right:  
Loggia 264.10.OOT

on the bottom:  
Loggia 264.01.OOB

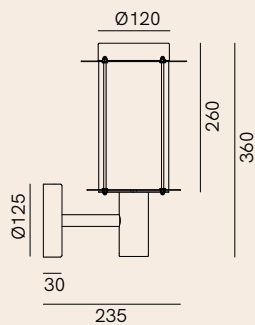


Il Fanale

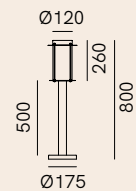




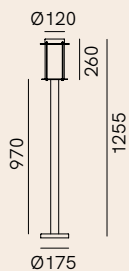


**264.01.OOB / OOT**

1 x Max 15W LED E27

**264.10.OOB / OOT**

1 x Max 15W LED E27

**264.11.OOB / OOT**

1 x Max 15W LED E27

**FINITURE | FINISHES**

**OO**  
Ottone Anticato  
Antique Brass

**Vetro | Glass**

**B**  
Bianco  
White



**T**  
Pulegoso  
Bubble



design DT Studio

## Mini

Collezione di lampade nata dall'incontro tra ottone anticato e ceramica; Mini ha un design moderno e attuale. Della collezione fanno parte faretti e applique, ideali da usare insieme per combinazioni dal profilo ricercato.

A collection of lamps created by combining antique brass with ceramic; Mini features a modern and contemporary design. The collection includes spotlights and wall lamps, ideal for using together for combinations with a sophisticated look.



on the left:  
Mini 064.05.OC

442

on the right:  
Mini 208.23.00

on the bottom:  
Mini 208.23.00  
Mini 208.20.00





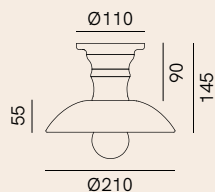


on the left:  
Mini 208.09.00

on the bottom:  
Mini 208.07.00  
Mini 208.09.00



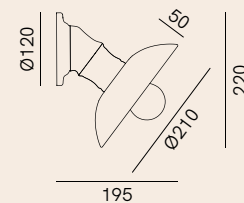
446



**064.02.OC**

1 x Max 15W LED E27

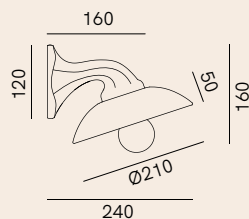
CE IP20 TRIAC/IGBT dimm



**064.04.OC**

1 x Max 15W LED E27

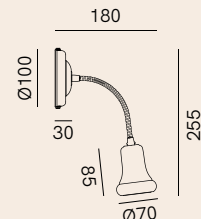
CE IP20 TRIAC/IGBT dimm



**064.05.OC**

1 x Max 15W LED E27

CE IP20 TRIAC/IGBT dimm

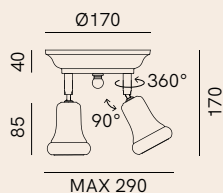


**208.20.00**

1 x Max 5W LED GU10

CE IP20 TRIAC/IGBT dimm

GU10 PAR16 Max H 53mm

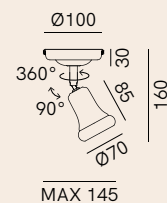


**208.22.00**

2 x Max 5W LED GU10

CE IP20 TRIAC/IGBT dimm

GU10 PAR16 Max H 53mm



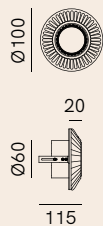
**208.23.00**

1 x Max 5W LED GU10

CE IP20 TRIAC/IGBT dimm

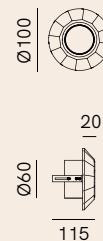
GU10 PAR16 Max H 53mm



**208.07.00**

1 x Max 5W LED GU5.3

TRIAC/IGBT dimm

**208.09.00**

1 x Max 5W LED GU5.3

TRIAC/IGBT dimm

**208.17.00**

1 x Max 5W LED GU10

TRIAC/IGBT dimm

GU10 PAR16 Max H 53mm

**208.19.00**

1 x Max 5W LED GU10

TRIAC/IGBT dimm

GU10 PAR16 Max H 53mm

**FINITURE | FINISHES****Montatura | Frame**

**O**  
 Ottone Anticato  
 Antique Brass

**Testa | Shade**

**C**  
 Ceramica  
 Ceramic



**O**  
 Ottone Anticato  
 Antique Brass



design DT Studio

# Porto

Una collezione di lampade da esterni disponibili in diverse misure, pensate per creare una luce soffusa ma decisa. Le lampade da terra Porto sono in ferro, lavorato in modo da assicurare un alto standard qualitativo.

A collection of outdoor lamps available in different sizes, designed to create a subtle yet powerful light. Porto modern floor lamps are made of iron and crafted to a high standard of quality.



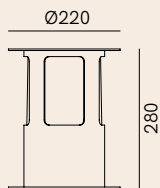
on the left:  
Porto 258.01.FF

450

on the bottom:  
Porto 258.02.FF

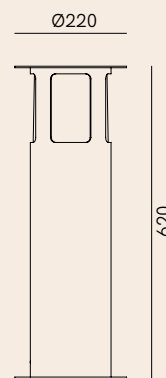


Il Fanale

**258.01.FF**

1 x Max 15W LED E27

TRIAC/IGBT dimm

**258.02.FF**

1 x Max 15W LED E27

TRIAC/IGBT dimm

**FINITURE | FINISHES**

**FF**  
Ferro Anticato  
Antique Iron

Nel tempo il ferro da esterno, esposto ad agenti atmosferici, subisce delle alterazioni cromatiche dovute alla maturazione del materiale. Nel processo di ossidazione le tonalità variano da un tono arancio iniziale ad una colorazione bruno rossastra che si raggiunge alla fine della stabilizzazione.

Over the time outdoor iron, exposed to atmospheric agents undergoes some chromatic alterations due to the maturation of the material. During the oxidation process, the shades change from an initial orange tone to a reddish brown color of the final stage of the stabilization.



design DT Studio

# Quadro

Nata come progetto su misura ed entrata in un secondo momento a far parte del catalogo, la collezione di lampade Quadro è protagonista di una delle più suggestive realizzazioni de Il Fanale.

Ispirate all'Irlanda, sospensioni, lampade da parete e plafoniere si fanno notare per l'eleganza assoluta e le forme geometriche pure. Il materiale principale è l'ottone anticato, abbinato al vetro trasparente o al plexiglass bianco.

Initially a custom-made project that was later included in the catalogue, the Quadro collection of lamps is the protagonist of one of the most evocative creations by Il Fanale.

Inspired by Ireland, these pendant lamps, wall lamps and ceiling lamps stand out with their sheer elegance and pure geometric shapes. The main material is antique brass, combined with transparent glass or white plexiglass.



on the left:  
Quadro 262.04.OT


454

on the right:  
Quadro 262.02.OT

on the bottom:  
Quadro 262.02.OT  
Quadro 262.03.OT









on the left and bottom:  
Quadro 262.51.OT

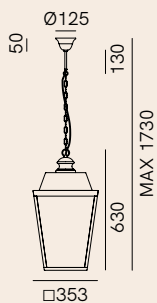


458

Custom Solution  
Quadro 262.61.OT with angle base



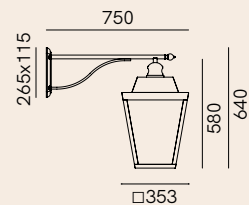




**262.51.OB / OT / FB / FT**

1 x Max 15W LED E27

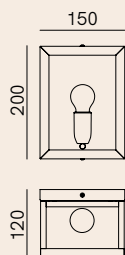
CE IP43 TRIAC/IGBT dimm



**262.61.OB / OT / FB / FT**

1 x Max 15W LED E27

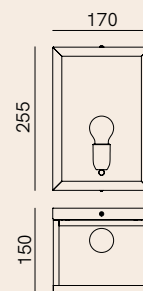
CE IP43 TRIAC/IGBT dimm



**262.01.OT**

1 x Max 10W LED E14

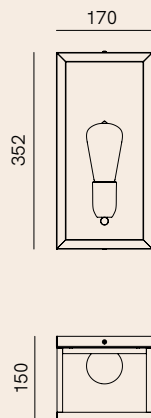
CE IP55 TRIAC/IGBT dimm



**262.02.OT**

1 x Max 15W LED E27

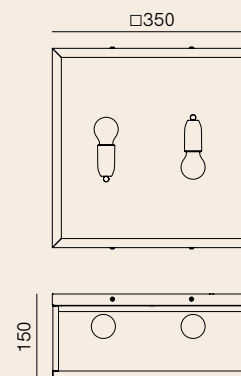
CE IP55 TRIAC/IGBT dimm



**262.04.OT**

1 x Max 15W LED E27

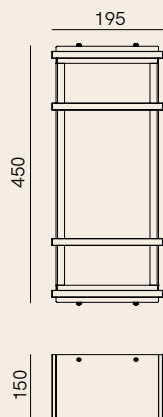
CE IP55 TRIAC/IGBT dimm



**262.03.OT**

2 x Max 15W LED E27

CE IP55 TRIAC/IGBT dimm

**262.12.OB**

2 x Max 15W E27 LED

TRIAC/IGBT dimm

**FINITURE | FINISHES****Montatura | Frame**

**O**  
Ottone Anticato  
Antique Brass



**F**  
Ferro Anticato  
Antique Iron

**Vetro | Glass**

**B**  
Bianco  
White



**T**  
Trasparente  
Transparent





design DT Studio

## Tabià

Le lampade della collezione Tabià sono espressione di uno stile classico contemporaneo. Realizzate in vetro con montatura in ottone anticato, rivisitano in chiave moderna due materiali caratteristici della tradizione italiana. La collezione, composta di lampade a sospensione, plafoniere e applique, si connota per la ricerca di semplificazione e minimalismo.

The lamps in the Tabià collection express a contemporary classic style. Made of glass with an antique brass fixture, they offer a modern interpretation of two characteristic materials of the Italian tradition. The collection, consisting of pendant lamps, ceiling lamps and wall lamps, features the search for simplicity and minimalism.



on the left:  
Tabià 212.07.OV, 212.17.OV

464

on the right:  
Tabià 212.17.OV

on the bottom:  
Tabià 212.08.OV



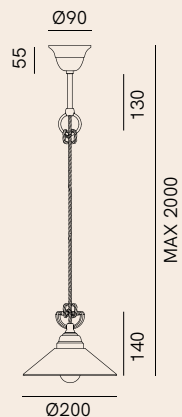




on the left:  
Tabià 212.02.OV

on the bottom:  
Tabià 212.20.OV

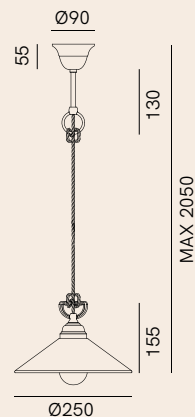




**212.07.OV**

1 x Max 10W LED E14

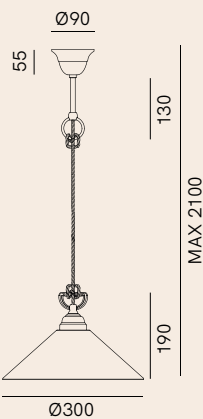
CE IP20 TRIAC/IGBT dimm



**212.08.OV**

1 x Max 15W LED E27

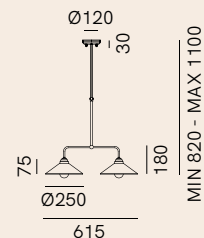
CE IP20 TRIAC/IGBT dimm



**212.09.OV**

1 x Max 15W LED E27

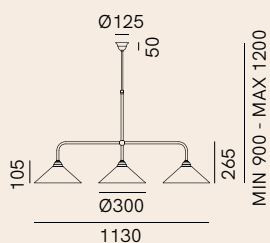
CE IP20 TRIAC/IGBT dimm



**212.24.OV**

2 x Max 15W LED E27

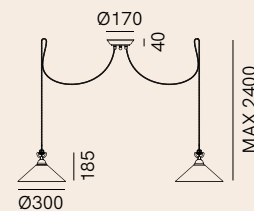
CE IP20 TRIAC/IGBT dimm



**212.25.OV**

3 x Max 15W LED E27

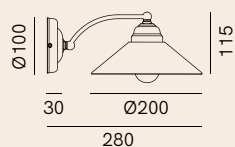
CE IP20 TRIAC/IGBT dimm



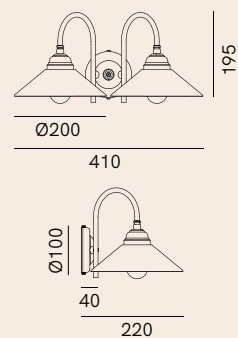
**212.10.OV**

2 x Max 15W LED E27

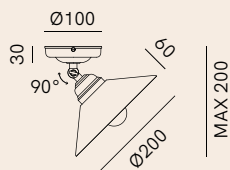
CE IP20 TRIAC/IGBT dimm

**212.17.OV**

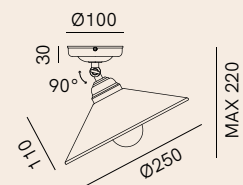
1 x Max 10W LED E14

**212.20.OV**

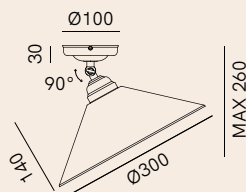
2 x Max 10W LED E14

**212.23.OV**

1 x Max 10W LED E14

**212.02.OV**

1 x Max 15W LED E27

**212.03.OV**

1 x Max 15W LED E27

**FINITURE | FINISHES****Montatura | Frame**

**O**  
Ottone Anticato  
Antique Brass

**Vetro | Glass**

**V**  
Bianco  
White





design DT Studio

# Venezia

Omaggio alla città di Venezia, l'omonima collezione di lampade da esterni è caratterizzata da un gusto classico ed elegante. Le lampade sono realizzate in ottone, rame anticato e vetro bianco o pulegoso, una tecnica tradizionale che conferisce alla luce interessanti effetti luminosi.

A tribute to the city of Venice, the collection of outdoor lamps of the same name features a classic and elegant style. The lamps are made of antique brass and copper, and white or bubble glass, a classic technique that gives light some interesting lighting effects.



on the left:  
Venezia 248.05.ORB, 248.20.ORB

472

on the right:  
Venezia 248.15.ORT, 248.07.ORT

on the bottom:  
Venezia 248.05.ORB  
Venezia 248.07.ORB



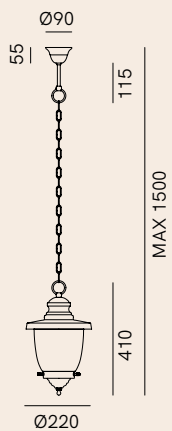




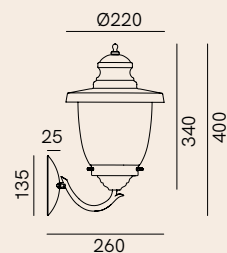
on the left:  
Venezia 248.20.ORB

on the bottom:  
Venezia 248.20.ORT

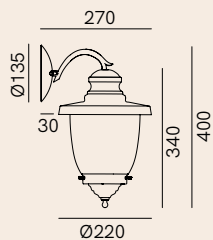




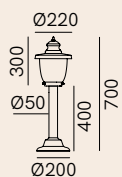
**248.07.ORB / ORT**  
 1 x Max 15W LED E27  
 CE IP44 TRIAC/IGBT dimm




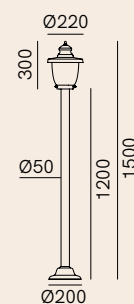
**248.05.ORB / ORT**  
 1 x Max 15W LED E27  
 CE IP44 TRIAC/IGBT dimm




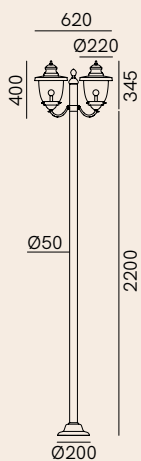
**248.09.ORB / ORT**  
 1 x Max 15W LED E27  
 CE IP44 TRIAC/IGBT dimm

**248.12.ORB / ORT**



1 x Max 15W LED E27

CE IP44  TRIAC/IGBT dimm**248.15.ORB / ORT**

1 x Max 15W LED E27

CE IP44  TRIAC/IGBT dimm**248.20.ORB / ORT**

2 x Max 15W LED E27

CE IP44  TRIAC/IGBT dimm**FINITURE | FINISHES****Montatura | Frame****O**  
Ottone Anticato  
Antique Brass**Testa | Shade****R**  
Rame Anticato  
Antique Copper**Vetro | Glass****B**  
Bianco  
White**T**  
Pulegoso  
Bubble

## Manutenzione - Pulizia / Maintenance - Cleaning

### ATTENZIONE!

- Non rimuovere le apposite etichette adesive che contengono tutte le necessarie informazioni tecniche.
- Prima di effettuare qualsiasi operazione di pulizia o di manutenzione, spegnere l'apparecchio e disinserire il collegamento alla rete di alimentazione elettrica e lasciare riposare fino al raffreddamento dello stesso.

### PULIZIA

**ATTENZIONE:** non utilizzare alcool o solventi per la pulizia.

#### Apparecchi verniciati

- Utilizzare esclusivamente un panno morbido eventualmente inumidito con acqua o appositi prodotti neutri per superfici verniciate.
- Non usare panni abrasivi, solventi, alcool o detergenti aggressivi.

#### Apparecchi in ottone e rame

Utilizzare un panno morbido e cera liquida.

### VERSIONI LED

Per informazioni contattare Il Fanale Group s.r.l.

### WARNING!

- Do not remove the labels which contain important technical specification for the lighting fixture.
- Before carrying out any cleaning or maintenance, switch off the appliance and disconnect it from the electrical distribution network; let stand until it has cooled down.

### CLEANING

**WARNING:** do not use alcohol or aggressive materials when cleaning.

#### Painted luminaires

- Use only a soft cloth moistened with water or specific neutral products for varnished surfaces.
- Do not use abrasive pads, alcohol or aggressive detergent.


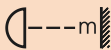








#### Brass and copper luminaires

Use only a soft cloth and liquid wax.

### LED VERSIONS

For any additional information contact Il Fanale Group s.r.l.

## Legenda / Legend

	Classe I Class I		Il simbolo indica la distanza minima dagli oggetti illuminati (metri). Minimum distance from lighted objects (metres).
	Classe II Class II		Luce diffusa. Diffused light.
	Classe III Class III		Luce bidirezionale. Bidirectional light.
	Apparecchio non idoneo ad essere ricoperto di materiale termicamente isolante. Luminaires not suitable for covering with thermally insulating material.		Luce cut-off. Cut-off light.
	Apparecchi non idonei al montaggio diretto su superfici normalmente infiammabili (idonee solo al montaggio su superfici non combustibili). Luminaires not suitable for direct mounting on normally flammable surfaces (suitable only for mounting on non-combustible surfaces).		Prodotto conforme alle norme di sicurezza e alle direttive europee vigenti. Tutti i prodotti Il Fanale sono conformi prestazioni del marchio CE Product complying with safety rules and EU directives. All Il Fanale's products are compliant with CE mark requirements



## Guide IP

IP

SOLIDI  
SOLIDACQUA  
WATER

### SOLIDI - SOLID

PROTEZIONI DA CORPI ESTRANEI - 1<sup>A</sup> CIFRA  
PROTECTIONS AGAINST SOLID MATTERS - 1<sup>ST</sup> NUMBER

<b>IP 0X</b>	Non protetto dal contatto e dall'ingresso di oggetti No protection against contact and ingress of objects
<b>IP 1X</b>	Protetto contro corpi solidi di dimensioni superiori a 50 mm, come una mano. Protected against a solid object greater than 50 mm, such as a hand.
<b>IP 2X</b>	Protetto contro corpi solidi di dimensioni superiori a 12 mm, come un dito. Protected against a solid object greater than 12 mm, such as a finger.
<b>IP 3X</b>	Protetto contro corpi solidi di dimensioni superiori a 2,5 mm, come un cacciavite. Protected against a solid object greater than 2.5 mm, such as a screwdriver.
<b>IP 4X</b>	Protetto contro corpi solidi di dimensioni superiori a 1 mm, come un cavo elettrico. Protected against a solid object greater than 1 mm, such as a most screws and wires.
<b>IP 5X</b>	Protetto contro la polvere. L'ingresso di polvere non è completamente impedito, ma non deve entrare in una quantità sufficiente da interferire con il funzionamento soddisfacente dell'apparecchiatura. Dust protected. Ingress of dust is not entirely prevented, but it must not enter in sufficient quantity to interfere with the safe operation of the equipment.
<b>IP 6X</b>	A tenuta di polvere. Totalmente protetto contro l'ingresso di polvere, sabbia e in generale qualsiasi corpo solido di piccole dimensioni. Dust tight. No ingress of dust; complete protection against contact (dust-tight).

### ACQUA - WATER

PROTEZIONE DA ACQUA - 2A CIFRA  
PROTECTION AGAINST WATER - 2ND NUMBER

<b>IP X0</b>	Non protetto. No protection.
<b>IP X1</b>	Protezione contro l'acqua che cade verticalmente dall'alto verso il basso. Protected against vertical dripping water.
<b>IP X2</b>	Protetto da caduta di gocce d'acqua con inclinazione massima 15°. Protected against vertical dripping water when tilted up 15°.
<b>IP X3</b>	Protezione contro schizzi di acqua che provengono in direzione 60°. Protected against spraying water at an angle 60°.
<b>IP X4</b>	Protezione da spruzzi di acqua provenienti da tutte le direzioni. Protected against splashes of water at any angle.
<b>IP X5</b>	Protezione contro getti di acqua. Protected against low pressure water jets from any directions.
<b>IP X6</b>	Acqua derivante da getti ad alta pressione. Protected against high pressure water jets from any directions.
<b>IP X7</b>	Può essere sommersa in acqua tra 15 cm e 1 m fino a 30 minuti. Protected against the effects immersion of water between 15 cm and 1 m for 30 minutes.
<b>IP X8</b>	Protezione contro immersione in acqua profonda e alta pressione. Protected against the effects immersion of water under pressure for long periods.

## F.A.Q.

### **Siete produttori?**

L'intera produzione delle nostre lampade è interna all'azienda ed è realizzata artigianalmente. Per i vetri di Murano e le ceramiche di Bassano, ci affidiamo a produttori specializzati esterni.

### **Producete anche lampade su Misura?**

Sì, realizziamo lampade che non fanno parte del nostro catalogo ma che sono create per soddisfare particolari esigenze e/o per progetti e realizzazioni di determinati spazi.

### **Che materiali utilizzate per i vostri prodotti?**

I materiali utilizzati per la realizzazione delle nostre lampade sono: ferro, ottone, rame vetro e ceramica.

### **Quali sono le vostre finiture?**

Le finiture che utilizziamo sono: ottone anticato, ferro anticato, rame anticato, ottone naturale, Grafene, Morocco, ottone scuro, ottone brunito, foglia oro, foglia argento e foglia rame. E' possibile su richiesta scegliere una finitura diversa da quella presente sul catalogo.

### **Le vostre lampade subiscono alterazioni nel tempo?**

Sì, questi cambiamenti rappresentano una peculiarità dei nostri prodotti che subiscono un processo di ossidazione accelerata che continua poi naturalmente fino a raggiungere la sua completa maturazione.

### **Come si puliscono le vostre lampade?**

Per la corretta pulizia delle nostre lampade, vedi il paragrafo Pulizia presente a pagina 478.

### **Le vostre lampade sono complete di lampadine?**

No, le lampade sono sprovviste di lampadine. Le immagini sul catalogo sono solo a scopo illustrativo. Per acquistarle rivolgetevi ai punti vendita di materiale elettrico.

### **Le vostre lampade sono dimmerabili?**

Tutte le nostre lampade sono dimmerabili, ad eccezione di alcune lampade da tavolo e piantane. Nel caso di lampade alimentate con lampadina, quest'ultima dovrà essere compatibile con i dimmer delle marche più note.

### **Dove posso trovare tutti i dettagli tecnici?**

Per i dettagli tecnici aggiornati invitiamo a visitare il nostro sito web: [www.ilfanale.com](http://www.ilfanale.com)

### **Are you a manufacturer?**

We manufacture everything in house and by hand. We trust external experts for the production of Murano glass and Bassano ceramic.

### **Do you manufacture made-to-order lamps?**

Yes, we do make made-to-order lamps that are not included in our catalogue but meet special needs and/or requirements for the design of particular spaces.

### **What materials do you use for your lamps?**

The materials we use for our lamps range from iron to brass, copper, glass, and ceramic.

### **What finishes do you offer?**

Our range of finishes includes: antiqued brass, antiqued iron, antiqued copper, natural brass, Grafene, Morocco, dark brass, burnished brass, gold leaf, silver leaf and copper leaf. Upon request, we provide different finishes from those listed in the catalogue.

### **Do your lamps change over time?**

Yes, changes in our products represent a unique feature of our lamps that undergo an accelerated oxidation process that continues naturally until it has reached its complete maturation.

### **What is the best way to clean your lamps?**

For a proper cleaning of our lamps, see the section Cleaning on page 478.

### **Do your lamps come with light bulbs?**

No, our lamps do not come with light bulbs. Those shown in the catalogue are for illustrative purposes only. You must go to your nearest electrical equipment store to purchase them.

### **Are your lamps dimmable?**

All our lamps are dimmable, with the exception of some table lamps and floor lamps. In the case of bulb-powered lamps, the bulb must be compatible with dimmers of the best known brands.

### **Where can I find all of the technical information?**

For all updated technical information please visit our website: [www.ilfanale.com](http://www.ilfanale.com).



# Code Index

Anita	<b>061.07.OC</b>	P. 365	Country	<b>080.12.OV</b>	P. 409	Canaline	<b>200.55.OO</b>	P. 231
Anita	<b>061.08.OC</b>	P. 365	Country	<b>081.02.OV</b>	P. 409	Canaline	<b>200.57.FF</b>	P. 231
Anita	<b>061.09.OC</b>	P. 365	Country	<b>081.10.OV</b>	P. 409	Canaline	<b>200.59.FF</b>	P. 231
Anita	<b>061.12.OC</b>	P. 365	Country	<b>081.17.OV</b>	P. 409	Cascina	<b>204.04.OO</b>	P. 395
Anita	<b>061.17.OC</b>	P. 365	Country	<b>081.19.OV</b>	P. 409	Cascina	<b>204.05.OO</b>	P. 395
Anita	<b>061.18.OC</b>	P. 365	Country	<b>082.02.OV</b>	P. 409	Cascina	<b>204.07.OO</b>	P. 395
Anita	<b>061.19.OC</b>	P. 365	Country	<b>082.10.OV</b>	P. 409	Cascina	<b>204.08.OO</b>	P. 395
Anita	<b>061.23.OC</b>	P. 365	Country	<b>082.11.OV</b>	P. 409	Cascina	<b>204.09.OO</b>	P. 395
Anita	<b>061.52.OC</b>	P. 365	Country	<b>082.17.OV</b>	P. 409	Cascina	<b>204.10.OO</b>	P. 395
Anita	<b>061.53.OC</b>	P. 365	Country	<b>082.19.OV</b>	P. 409	Cascina	<b>204.23.OO</b>	P. 395
Mini	<b>064.02.OC</b>	P. 441	Country	<b>082.23.OV</b>	P. 409	Cascina	<b>204.25.OO</b>	P. 395
Mini	<b>064.04.OC</b>	P. 441	Country	<b>083.02.OV</b>	P. 409	London	<b>205.02.FF</b>	P. 323
Mini	<b>064.05.OC</b>	P. 441	Country	<b>083.10.OV</b>	P. 409	London	<b>205.04.FF</b>	P. 323
Fior Di Pizzo	<b>065.02.OC</b>	P. 419	Country	<b>083.11.OV</b>	P. 409	London	<b>205.05.FF</b>	P. 323
Fior Di Pizzo	<b>065.07.OC</b>	P. 419	Country	<b>083.12.OV</b>	P. 409	London	<b>205.08.FF</b>	P. 323
Fior Di Pizzo	<b>065.08.OC</b>	P. 419	Canaline	<b>200.04.OO</b>	P. 231	London	<b>205.09.FF</b>	P. 323
Fior Di Pizzo	<b>065.09.OC</b>	P. 419	Canaline	<b>200.05.OO</b>	P. 231	London	<b>205.24.FF</b>	P. 323
Fior Di Pizzo	<b>065.11.OC</b>	P. 419	Canaline	<b>200.07.RR</b>	P. 231	London	<b>205.30.FF</b>	P. 323
Fior Di Pizzo	<b>065.12.OC</b>	P. 419	Canaline	<b>200.09.RR</b>	P. 231	London	<b>205.35.FF</b>	P. 323
Fior Di Pizzo	<b>065.17.OC</b>	P. 419	Canaline	<b>200.11.RR</b>	P. 231	London	<b>205.36.FF</b>	P. 323
Fior Di Pizzo	<b>065.18.OC</b>	P. 419	Canaline	<b>200.13.RR</b>	P. 231	Girasoli	<b>208.01.FF</b>	P. 199
Fior Di Pizzo	<b>065.19.OC</b>	P. 419	Canaline	<b>200.28.FF</b>	P. 231	Girasoli	<b>208.01.ON</b>	P. 199
Fior Di Pizzo	<b>065.21.OC</b>	P. 419	Canaline	<b>200.31.100</b>	P. 231	Girasoli	<b>208.01.OO</b>	P. 199
Fior Di Pizzo	<b>065.22.OC</b>	P. 419	Canaline	<b>200.31.150</b>	P. 231	Girasoli	<b>208.02.FF</b>	P. 199
Fior Di Pizzo	<b>065.23.OC</b>	P. 419	Canaline	<b>200.31.300</b>	P. 231	Girasoli	<b>208.02.ON</b>	P. 199
Fior Di Pizzo	<b>065.24.OC</b>	P. 419	Canaline	<b>200.35.01</b>	P. 231	Girasoli	<b>208.02.OO</b>	P. 199
Fior Di Pizzo	<b>065.25.OC</b>	P. 419	Canaline	<b>200.35.03</b>	P. 231	Girasoli	<b>208.03.F1</b>	P. 199
Fior Di Pizzo	<b>065.52.OC</b>	P. 419	Canaline	<b>200.39.01</b>	P. 231	Girasoli	<b>208.03.N1</b>	P. 199
Country	<b>080.02.OV</b>	P. 409	Canaline	<b>200.53.050</b>	P. 231	Girasoli	<b>208.03.O1</b>	P. 199
Country	<b>080.10.OV</b>	P. 409	Canaline	<b>200.54.100</b>	P. 231	Mini	<b>208.07.OO</b>	P. 441
Country	<b>080.11.OV</b>	P. 409	Canaline	<b>200.55.FF</b>	P. 231	Mini	<b>208.09.OO</b>	P. 441

Mini	<b>208.17.OO</b>	P. 441	Tabià	<b>212.08.OV</b>	P. 463	Girasoli	<b>214.26.ON</b>	P. 289
Mini	<b>208.19.OO</b>	P. 441	Tabià	<b>212.09.OV</b>	P. 463	Girasoli	<b>214.26.OO</b>	P. 289
Mini	<b>208.20.OO</b>	P. 441	Tabià	<b>212.10.OV</b>	P. 463	Barchessa	<b>220.03.OR</b>	P. 373
Mini	<b>208.22.OO</b>	P. 441	Tabià	<b>212.17.OV</b>	P. 463	Barchessa	<b>220.11.OR</b>	P. 373
Mini	<b>208.23.OO</b>	P. 441	Tabià	<b>212.20.OV</b>	P. 463	Barchessa	<b>220.13.ORB</b>	P. 373
Girasoli	<b>208.31.FF</b>	P. 199	Tabià	<b>212.23.OV</b>	P. 463	Barchessa	<b>220.13.ORT</b>	P. 373
Girasoli	<b>208.31.ON</b>	P. 199	Tabià	<b>212.24.OV</b>	P. 463	Barchessa	<b>220.26.ORB</b>	P. 373
Girasoli	<b>208.31.OO</b>	P. 199	Tabià	<b>212.25.OV</b>	P. 463	Barchessa	<b>220.26.ORT</b>	P. 373
Girasoli	<b>208.33.F1</b>	P. 199	Canaline	<b>214.03.FF</b>	P. 231	Calmaggiore	<b>230.03.ORB</b>	P. 389
Girasoli	<b>208.33.N1</b>	P. 199	Canaline	<b>214.03.OO</b>	P. 231	Calmaggiore	<b>230.03.ORT</b>	P. 389
Girasoli	<b>208.33.O1</b>	P. 199	Canaline	<b>214.04.FF</b>	P. 231	Contrada	<b>243.02.OR</b>	P. 403
Girasoli	<b>208.34.FF</b>	P. 199	Canaline	<b>214.04.OO</b>	P. 231	Contrada	<b>243.05.OR</b>	P. 403
Girasoli	<b>208.34.ON</b>	P. 199	Canaline	<b>214.05.FF</b>	P. 231	Contrada	<b>243.06.OR</b>	P. 403
Girasoli	<b>208.34.OO</b>	P. 199	Canaline	<b>214.05.OO</b>	P. 231	Contrada	<b>243.25.ORB</b>	P. 403
Girasoli	<b>208.35.FF</b>	P. 199	Canaline	<b>214.07.FF</b>	P. 231	Contrada	<b>243.25.ORT</b>	P. 403
Girasoli	<b>208.35.ON</b>	P. 199	Canaline	<b>214.07.OO</b>	P. 231	Contrada	<b>243.26.ORB</b>	P. 403
Girasoli	<b>208.35.OO</b>	P. 199	Girasoli	<b>214.08.FF</b>	P. 289	Contrada	<b>243.26.ORT</b>	P. 403
Girasoli	<b>208.46.FF</b>	P. 199	Girasoli	<b>214.08.ON</b>	P. 289	Borgo	<b>244.05.ORB</b>	P. 381
Girasoli	<b>208.46.ON</b>	P. 199	Girasoli	<b>214.08.OO</b>	P. 289	Borgo	<b>244.05.ORT</b>	P. 381
Girasoli	<b>208.46.OO</b>	P. 199	Girasoli	<b>214.10.FF</b>	P. 289	Borgo	<b>244.08.ORB</b>	P. 381
Girasoli	<b>208.50.FF</b>	P. 199	Girasoli	<b>214.10.ON</b>	P. 289	Borgo	<b>244.08.ORT</b>	P. 381
Girasoli	<b>208.50.ON</b>	P. 199	Girasoli	<b>214.10.OO</b>	P. 289	Borgo	<b>244.25.ORB</b>	P. 381
Girasoli	<b>208.50.OO</b>	P. 199	Canaline	<b>214.13.FF</b>	P. 231	Borgo	<b>244.25.ORT</b>	P. 381
Girasoli	<b>208.55.FF</b>	P. 199	Canaline	<b>214.13.OO</b>	P. 231	Borgo	<b>244.30.ORB</b>	P. 381
Girasoli	<b>208.55.ON</b>	P. 199	Canaline	<b>214.14.FF</b>	P. 231	Borgo	<b>244.30.ORT</b>	P. 381
Girasoli	<b>208.55.OO</b>	P. 199	Canaline	<b>214.14.OO</b>	P. 231	Garden	<b>245.41.ORB</b>	P. 429
Galileo	<b>210.02.F1</b>	P. 191	Canaline	<b>214.15.FF</b>	P. 231	Garden	<b>245.41.ORT</b>	P. 429
Contrada	<b>211.11.OR</b>	P. 403	Canaline	<b>214.15.OO</b>	P. 231	Garden	<b>245.42.ORB</b>	P. 429
Tabià	<b>212.02.OV</b>	P. 463	Canaline	<b>214.17.FF</b>	P. 231	Garden	<b>245.42.ORT</b>	P. 429
Tabià	<b>212.03.OV</b>	P. 463	Canaline	<b>214.17.OO</b>	P. 231	Garden	<b>245.43.ORB</b>	P. 429
Tabià	<b>212.07.OV</b>	P. 463	Girasoli	<b>214.26.FF</b>	P. 289	Garden	<b>245.43.ORT</b>	P. 429

Garden	<b>245.44.ORB</b>	P. 429	Galileo	<b>251.04.FF</b>	P. 281	Quadro	<b>262.61.OB</b>	P. 453
Garden	<b>245.44.ORT</b>	P. 429	Galileo	<b>251.06.F94</b>	P. 281	Quadro	<b>262.61.OT</b>	P. 453
Garden	<b>245.45.ORB</b>	P. 429	Galileo	<b>251.06.F95</b>	P. 281	Loggia	<b>264.01.OOB</b>	P. 435
Garden	<b>245.45.ORT</b>	P. 429	Galileo	<b>251.06.F96</b>	P. 281	Loggia	<b>264.01.OOT</b>	P. 435
Marina	<b>247.01.OO</b>	P. 331	Galileo	<b>251.06.FF</b>	P. 281	Loggia	<b>264.10.OOB</b>	P. 435
Marina	<b>247.02.OO</b>	P. 331	Accessorie	<b>251.39.FF</b>	P. 281	Loggia	<b>264.10.OOT</b>	P. 435
Marina	<b>247.36.OO</b>	P. 331	Decorì	<b>252.01.RF</b>	P. 243	Loggia	<b>264.11.OOB</b>	P. 435
Marina	<b>247.37.OO</b>	P. 331	Decorì	<b>252.01.RR</b>	P. 243	Loggia	<b>264.11.OOT</b>	P. 435
Marina	<b>247.38.OO</b>	P. 331	Decorì	<b>252.02.RF</b>	P. 243	Lanterne	<b>265.01.OO</b>	P. 305
Marina	<b>247.39.OO</b>	P. 331	Decorì	<b>252.02.RR</b>	P. 243	Lanterne	<b>265.02.OO</b>	P. 305
Marina	<b>247.70.OO</b>	P. 331	Decorì	<b>252.03.RF</b>	P. 243	Lanterne	<b>265.03.OO</b>	P. 305
Marina	<b>247.72.OO</b>	P. 331	Decorì	<b>252.03.RR</b>	P. 243	Lanterne	<b>265.11.OO</b>	P. 305
Marina	<b>247.73.OO</b>	P. 331	Decorì	<b>252.04.RF</b>	P. 243	Lanterne	<b>265.12.OO</b>	P. 305
Accessorie	<b>247.99.ZZ</b>	P. 331	Decorì	<b>252.04.RR</b>	P. 243	Lanterne	<b>265.13.OO</b>	P. 305
Venezia	<b>248.05.ORB</b>	P. 471	Decorì	<b>252.05.RF</b>	P. 243	Accessorie	<b>266.30.FZ</b>	P. 305
Venezia	<b>248.05.ORT</b>	P. 471	Decorì	<b>252.05.RR</b>	P. 243	Lanterne Slim	<b>267.01.OO</b>	P. 167
Venezia	<b>248.07.ORB</b>	P. 471	Porto	<b>258.01.FF</b>	P. 449	Lanterne Slim	<b>267.01.OS</b>	P. 167
Venezia	<b>248.07.ORT</b>	P. 471	Porto	<b>258.02.FF</b>	P. 449	Lanterne Slim	<b>267.02.OO</b>	P. 167
Venezia	<b>248.09.ORB</b>	P. 471	Accessorie	<b>260.30.FZ</b>	P. 273	Lanterne Slim	<b>267.02.OS</b>	P. 167
Venezia	<b>248.09.ORT</b>	P. 471	Fiordo	<b>261.01.OR</b>	P. 273	Lanterne Slim	<b>267.03.OO</b>	P. 167
Venezia	<b>248.12.ORB</b>	P. 471	Fiordo	<b>261.10.OR</b>	P. 273	Lanterne Slim	<b>267.03.OS</b>	P. 167
Venezia	<b>248.12.ORT</b>	P. 471	Fiordo	<b>261.12.OR</b>	P. 273	Lanterne Slim	<b>267.04.OO</b>	P. 167
Venezia	<b>248.15.ORB</b>	P. 471	Quadro	<b>262.01.OT</b>	P. 453	Lanterne Slim	<b>267.04.OS</b>	P. 167
Venezia	<b>248.15.ORT</b>	P. 471	Quadro	<b>262.02.OT</b>	P. 453	Lanterne Slim	<b>267.05.OO</b>	P. 167
Venezia	<b>248.20.ORB</b>	P. 471	Quadro	<b>262.03.OT</b>	P. 453	Lanterne Slim	<b>267.05.OS</b>	P. 167
Venezia	<b>248.20.ORT</b>	P. 471	Quadro	<b>262.04.OT</b>	P. 453	Lanterne Slim	<b>267.21.OO</b>	P. 167
Galileo	<b>251.02.F94</b>	P. 281	Quadro	<b>262.12.OB</b>	P. 453	Lanterne Slim	<b>267.21.OS</b>	P. 167
Galileo	<b>251.02.F95</b>	P. 281	Quadro	<b>262.51.FB</b>	P. 453	Lanterne Slim	<b>267.22.OO</b>	P. 167
Galileo	<b>251.02.F96</b>	P. 281	Quadro	<b>262.51.FT</b>	P. 453	Lanterne Slim	<b>267.22.OS</b>	P. 167
Galileo	<b>251.02.FF</b>	P. 281	Quadro	<b>262.51.OB</b>	P. 453	Lanterne Slim	<b>267.23.OO</b>	P. 167
Galileo	<b>251.04.F94</b>	P. 281	Quadro	<b>262.51.OT</b>	P. 453	Lanterne Slim	<b>267.23.OS</b>	P. 167
Galileo	<b>251.04.F95</b>	P. 281	Quadro	<b>262.61.FB</b>	P. 453	Lanterne Slim	<b>267.90.OS</b>	P. 167
Galileo	<b>251.04.F96</b>	P. 281	Quadro	<b>262.61.FT</b>	P. 453	Officina	<b>268.01.FF</b>	P. 341

Officina	<b>268.02.FF</b>	P. 341	Reporter	<b>271.05.OF</b>	P. 351	Molecola	<b>275.11.ONT</b>	P. 189
Officina	<b>268.03.FF</b>	P. 341	Reporter	<b>271.06.OF</b>	P. 351	Molecola	<b>275.11.OOT</b>	P. 189
Officina	<b>268.05.FF</b>	P. 341	Reporter	<b>271.08.OF</b>	P. 351	Molecola	<b>275.12.ONT</b>	P. 189
Officina	<b>268.06.FF</b>	P. 341	Etoile	<b>274.01.ONB</b>	P. 159	Molecola	<b>275.12.OOT</b>	P. 189
Officina	<b>268.09.FF</b>	P. 341	Etoile	<b>274.01.OOB</b>	P. 159	Molecola	<b>275.13.ONT</b>	P. 189
Officina	<b>268.10.FF</b>	P. 341	Etoile	<b>274.03.ONB</b>	P. 159	Molecola	<b>275.13.OOT</b>	P. 189
Loft	<b>269.02.OF</b>	P. 315	Etoile	<b>274.03.OOB</b>	P. 159	Alchimia	<b>277.02.ONT</b>	P. 97
Loft	<b>269.03.OF</b>	P. 315	Etoile	<b>274.04.ONB</b>	P. 159	Alchimia	<b>277.02.OOT</b>	P. 97
Loft	<b>269.04.OF</b>	P. 315	Etoile	<b>274.04.OOB</b>	P. 159	Alchimia	<b>277.03.ONT</b>	P. 97
Loft	<b>269.05.OF</b>	P. 315	Etoile	<b>274.05.ONB</b>	P. 159	Alchimia	<b>277.03.OOT</b>	P. 97
Loft	<b>269.06.OF</b>	P. 315	Etoile	<b>274.05.OOB</b>	P. 159	Alchimia	<b>277.04.ONT</b>	P. 97
Loft	<b>269.08.OF</b>	P. 315	Etoile	<b>274.06.ONB</b>	P. 159	Alchimia	<b>277.04.OOT</b>	P. 97
Loft	<b>269.11.FF</b>	P. 315	Etoile	<b>274.06.OOB</b>	P. 159	Alchimia	<b>277.05.ONT</b>	P. 97
Loft	<b>269.12.FF</b>	P. 315	Etoile	<b>274.07.ONB</b>	P. 159	Alchimia	<b>277.05.OOT</b>	P. 97
Loft	<b>269.13.FF</b>	P. 315	Etoile	<b>274.07.OOB</b>	P. 159	Alchimia	<b>277.06.ONT</b>	P. 97
Loft	<b>269.14.FF</b>	P. 315	Etoile	<b>274.09.ONB</b>	P. 159	Alchimia	<b>277.06.OOT</b>	P. 97
Drop	<b>270.02.ORT</b>	P. 259	Etoile	<b>274.09.OOB</b>	P. 159	Bloom	<b>279.01.G</b>	P. 121
Drop	<b>270.03.ORT</b>	P. 259	Etoile	<b>274.10.ONB</b>	P. 159	Bloom	<b>279.01.GS</b>	P. 121
Drop	<b>270.04.ORT</b>	P. 259	Etoile	<b>274.10.OOB</b>	P. 159	Bloom	<b>279.01.P</b>	P. 121
Accessorie	<b>270.07.05</b>	P. 259	Molecola	<b>275.03.ONT</b>	P. 189	Bloom	<b>279.01.PS</b>	P. 121
Accessorie	<b>270.08.AA</b>	P. 259	Molecola	<b>275.03.OOT</b>	P. 189	Bloom	<b>279.02.G</b>	P. 121
Drop	<b>270.12.ORT</b>	P. 259	Molecola	<b>275.04.ONT</b>	P. 189	Bloom	<b>279.02.GS</b>	P. 121
Drop	<b>270.13.ORT</b>	P. 259	Molecola	<b>275.04.OOT</b>	P. 189	Bloom	<b>279.02.P</b>	P. 121
Accessorie	<b>270.37.10</b>	P. 259	Molecola	<b>275.05.ONT</b>	P. 189	Bloom	<b>279.02.PS</b>	P. 121
Accessorie	<b>270.37.20</b>	P. 259	Molecola	<b>275.05.OOT</b>	P. 189	Bloom	<b>279.03.G</b>	P. 121
Accessorie	<b>270.37.30</b>	P. 259	Molecola	<b>275.06.ONT</b>	P. 189	Bloom	<b>279.03.GS</b>	P. 121
Accessorie	<b>270.38.AA</b>	P. 259	Molecola	<b>275.06.OOT</b>	P. 189	Bloom	<b>279.03.P</b>	P. 121
Drop Mini	<b>270.42.OOT</b>	P. 259	Molecola	<b>275.08.ONT</b>	P. 189	Bloom	<b>279.03.PS</b>	P. 121
Drop Mini	<b>270.43.OOT</b>	P. 259	Molecola	<b>275.08.OOT</b>	P. 189	Bloom	<b>279.04.G</b>	P. 121
Drop Mini	<b>270.44.OOT</b>	P. 259	Molecola	<b>275.09.ONT</b>	P. 189	Bloom	<b>279.04.GS</b>	P. 121
Accessorie	<b>270.46.OO</b>	P. 259	Molecola	<b>275.09.OOT</b>	P. 189	Bloom	<b>279.04.P</b>	P. 121
Reporter	<b>271.01.OF</b>	P. 351	Molecola	<b>275.10.ONT</b>	P. 189	Bloom	<b>279.04.PS</b>	P. 121
Reporter	<b>271.04.OF</b>	P. 351	Molecola	<b>275.10.OOT</b>	P. 189	Bloom	<b>279.05.G</b>	P. 121

Alma	<b>282.01.ON</b>	P. 103	Cone	<b>286.18.OOB</b>	P. 147	Stone	<b>290.20.OSV</b>	P. 213
Alma	<b>282.02.ON</b>	P. 103	Cone	<b>286.20.OOB</b>	P. 147	Stone	<b>290.21.ONV</b>	P. 213
Alma	<b>282.03.ON</b>	P. 103	Cone	<b>286.21.OOB</b>	P. 147	Stone	<b>290.21.OSV</b>	P. 213
Pliè	<b>284.01.ON</b>	P. 199	Bell	<b>287.01.ONB</b>	P. 109	Sfera	<b>291.01.OOB</b>	P. 87
Pliè	<b>284.02.ON</b>	P. 199	Bell	<b>287.01.OOB</b>	P. 109	Sfera	<b>291.02.OOB</b>	P. 87
Pliè	<b>284.04.ON</b>	P. 199	Bell	<b>287.04.ONB</b>	P. 109	Sfera	<b>291.05.OOB</b>	P. 87
Pliè	<b>284.05.ON</b>	P. 199	Bell	<b>287.04.OOB</b>	P. 109	Sfera	<b>291.06.OOB</b>	P. 87
Pliè	<b>284.06.ON</b>	P. 199	Bell	<b>287.10.ONB</b>	P. 109	Sfera	<b>291.08.OOB</b>	P. 87
Pliè	<b>284.07.ON</b>	P. 199	Bell	<b>287.10.OOB</b>	P. 109	Sfera	<b>291.09.OOB</b>	P. 87
Typha	<b>285.01.ON</b>	P. 223	Madame	<b>288.01.ME</b>	P. 177	Foam	<b>292.01.MM</b>	P. 63
Typha	<b>285.02.ON</b>	P. 223	Madame	<b>288.01.ON</b>	P. 177	Foam	<b>292.01.ON</b>	P. 63
Typha	<b>285.03.ON</b>	P. 223	Madame	<b>288.03.ME</b>	P. 177	Foam	<b>292.02.MM</b>	P. 63
Typha	<b>285.04.ON</b>	P. 223	Madame	<b>288.03.ON</b>	P. 177	Foam	<b>292.02.ON</b>	P. 63
Typha	<b>285.05.ON</b>	P. 223	Madame	<b>288.10.ME</b>	P. 177	Grid	<b>293.02.OO</b>	P. 79
Cone	<b>286.01.EE</b>	P. 147	Madame	<b>288.10.ON</b>	P. 177	Grid	<b>293.03.OO</b>	P. 79
Cone	<b>286.01.FF</b>	P. 147	Madame	<b>288.20.ME</b>	P. 177	Grid	<b>293.04.OO</b>	P. 79
Cone	<b>286.01.MM</b>	P. 147	Madame	<b>288.20.ON</b>	P. 177	Grid	<b>293.05.OO</b>	P. 79
Cone	<b>286.02.EE</b>	P. 147	Dew	<b>289.01.FT</b>	P. 251	Horizon	<b>294.01.MM</b>	P. 53
Cone	<b>286.02.FF</b>	P. 147	Dew	<b>289.05.FT</b>	P. 251	Horizon	<b>294.01.ON</b>	P. 53
Cone	<b>286.02.MM</b>	P. 147	Dew	<b>289.10.FT</b>	P. 251	Horizon	<b>294.02.MM</b>	P. 53
Cone	<b>286.03.EE</b>	P. 147	Dew	<b>289.11.FT</b>	P. 251	Horizon	<b>294.02.ON</b>	P. 53
Cone	<b>286.03.FF</b>	P. 147	Dew	<b>289.12.FT</b>	P. 251	Horizon	<b>294.03.MM</b>	P. 53
Cone	<b>286.03.MM</b>	P. 147	Stone	<b>290.01.ONV</b>	P. 213	Horizon	<b>294.03.ON</b>	P. 53
Cone	<b>286.07.EE</b>	P. 147	Stone	<b>290.01.OSV</b>	P. 213	Accessorie	<b>294.10.MM</b>	P. 37-45-53
Cone	<b>286.07.FF</b>	P. 147	Stone	<b>290.02.ONV</b>	P. 213	Accessorie	<b>294.10.ON</b>	P. 37-45-53
Cone	<b>286.07.MM</b>	P. 147	Stone	<b>290.02.OSV</b>	P. 213	Accessorie	<b>294.11.MM</b>	P. 37-45-53
Cone	<b>286.08.EE</b>	P. 147	Stone	<b>290.03.ONV</b>	P. 213	Accessorie	<b>294.11.ON</b>	P. 37-45-53
Cone	<b>286.08.FF</b>	P. 147	Stone	<b>290.03.OSV</b>	P. 213	Accessorie	<b>294.12.MM</b>	P. 37-45-53
Cone	<b>286.08.MM</b>	P. 147	Stone	<b>290.10.ONV</b>	P. 213	Accessorie	<b>294.12.ON</b>	P. 37-45-53
Cone	<b>286.12.OOB</b>	P. 147	Stone	<b>290.10.OSV</b>	P. 213	Accessorie	<b>294.13.MM</b>	P. 37-45-53
Cone	<b>286.13.OOB</b>	P. 147	Stone	<b>290.11.ONV</b>	P. 213	Accessorie	<b>294.13.ON</b>	P. 37-45-53
Cone	<b>286.16.OOB</b>	P. 147	Stone	<b>290.11.OSV</b>	P. 213	Accessorie	<b>294.14.MM</b>	P. 37-45-53
Cone	<b>286.17.OOB</b>	P. 147	Stone	<b>290.20.ONV</b>	P. 213	Accessorie	<b>294.14.ON</b>	P. 37-45-53



Massira	<b>295.01.MM</b>	P. 69	Rilegato	<b>491.00.80</b>	P. 205	Bon Ton	<b>N9G3FO</b>	P. 129
Massira	<b>295.02.MM</b>	P. 69	Accessorie	<b>ALI0019</b>	P. 53	Bon Ton	<b>N9H3FO</b>	P. 129
Massira	<b>295.03.MM</b>	P. 69	Accessorie	<b>ALI0020</b>	P. 53	Bitta	<b>T1B5</b>	P. 115
Massira	<b>295.10.MM</b>	P. 69	Rilegato	<b>MEDINA DPE</b>	P. 205	Bitta	<b>T1E5</b>	P. 115
Massira	<b>295.11.MM</b>	P. 69	Rilegato	<b>MEDINA OE</b>	P. 205	Saint Tropez	<b>Z1C1</b>	P. 357
Levante	<b>296.01.MM</b>	P. 45	Rilegato	<b>MEDINA TCE</b>	P. 205	Saint Tropez	<b>Z2C1</b>	P. 357
Levante	<b>296.01.ON</b>	P. 45	Bon Ton Marble	<b>N16L3O</b>	P. 141	Saint Tropez	<b>Z3C1</b>	P. 357
Levante	<b>296.02.MM</b>	P. 45	Bon Ton Marble	<b>N16M3O</b>	P. 141			
Levante	<b>296.02.ON</b>	P. 45	Bon Ton	<b>N1A1O</b>	P. 129			
Levante	<b>296.03.MM</b>	P. 45	Bon Ton	<b>N1B1O</b>	P. 129			
Levante	<b>296.03.ON</b>	P. 45	Bon Ton	<b>N1G1O</b>	P. 129			
Groove	<b>297.01.MM</b>	P. 37	Bon Ton	<b>N2C1O</b>	P. 129			
Groove	<b>297.02.MM</b>	P. 37	Bon Ton	<b>N2D1O</b>	P. 129			
Groove	<b>297.03.MM</b>	P. 37	Bon Ton	<b>N3D1O</b>	P. 129			
Accessorie	<b>300.06.RR</b>	P. 429	Bon Ton	<b>N3E1O</b>	P. 129			
Accessorie	<b>300.09.FZ</b>	P. 429	Bon Ton	<b>N3F1O</b>	P. 129			
Accessorie	<b>300.50.F2</b>	P. 315-341	Bon Ton	<b>N3G1O</b>	P. 129			
Accessorie	<b>300.81.OO</b>	P.281-315-341	Bon Ton	<b>N3H1O</b>	P. 129			
Borgo	<b>301.B2.ORB</b>	P. 381	Bon Ton	<b>N4A3EO</b>	P. 129			
Borgo	<b>301.B2.ORT</b>	P. 381	Bon Ton	<b>N4B3EO</b>	P. 129			
Calmaggiore	<b>301.B3.ORB</b>	P. 389	Bon Ton	<b>N4G3EO</b>	P. 129			
Calmaggiore	<b>301.B3.ORT</b>	P. 389	Bon Ton	<b>N6D3EO</b>	P. 129			
Borgo	<b>301.D3.ORB</b>	P. 381	Bon Ton	<b>N6E3EO</b>	P. 129			
Borgo	<b>301.D3.ORT</b>	P. 381	Bon Ton	<b>N6F3EO</b>	P. 129			
Barchessa	<b>301.D7.ORB</b>	P. 373	Bon Ton	<b>N6G3EO</b>	P. 129			
Barchessa	<b>301.D7.ORT</b>	P. 373	Bon Ton	<b>N6H3EO</b>	P. 129			
Rilegato	<b>379.00.80</b>	P. 205	Bon Ton	<b>N7A3AO</b>	P. 129			
Rilegato	<b>380.00.80</b>	P. 205	Bon Ton	<b>N7B3AO</b>	P. 129			
Rilegato	<b>401.00.80</b>	P. 205	Bon Ton	<b>N7G3AO</b>	P. 129			
Rilegato	<b>402.00.80</b>	P. 205	Bon Ton	<b>N7G3EO</b>	P. 129			
Rilegato	<b>411.00.80</b>	P. 205	Bon Ton	<b>N9D3FO</b>	P. 129			
Rilegato	<b>413.00.80</b>	P. 205	Bon Ton	<b>N9E3FO</b>	P. 129			
Rilegato	<b>490.00.80</b>	P. 205	Bon Ton	<b>N9F3FO</b>	P. 129			

MKT.12.00

**Il Fanale Group srl**

Via Olivo Bredariol 15  
31048 San Biagio di Callalta (TV) Italy  
T +39 0422 895200  
info@ilfanale.com

**Art direction  
and graphic design**  
Il Fanale

**Images**

Inthemiddle Studio  
Salaposa Studio P. 147-157\_177-187  
Matteo de Mayda P. 4\_8-9\_11\_14\_15

**Photography**

Nicole Marnati P. 04  
Matteo de Mayda P. 02\_03\_05

**Copywriting**

Il Fanale

**Printing**

Grafiche Antiga



stampato  
con il sole

**Printed in Italy**

March 2024

Il Fanale Group srl si riserva il diritto di sospendere la produzione in qualunque momento e senza preavviso di qualsiasi articolo, modificare, senza preavviso, finiture, disegni e dimensioni dei prodotti presentati in questo catalogo.

Le immagini sono fornite al solo scopo illustrativo e non costituiscono elemento contrattuale. I colori e le finiture visualizzate sono puramente indicativi e possono differire dagli originali. Le immagini riprodotte nel presente catalogo sono puramente rappresentative del prodotto stesso e di proprietà esclusiva di Il Fanale Group srl. È vietata qualunque riproduzione o utilizzo delle immagini senza preventiva autorizzazione scritta di Il Fanale Group srl.

Il Fanale Group srl reserves the right to suspend any product from the production range without notification. Moreover it reserves the right to change, without any notice, materials, covers, finishes, drawings and dimensions of the products of this catalogue. The images are provided for illustrative purposes only and do not constitute a contractual element.

Colors and finishes shown are approximate and may differ from actual ones.

All images in this catalogue are property of Il Fanale Group srl.

Every reproduction or use of the images without prior written authorization from Il Fanale Group srl is therefore strictly forbidden.



