

saxby
lighting

13
EDITION

2022

www.saxbytrade.com

WELCOME TO EDITION THIRTEEN

Saxby Lighting has been designing and manufacturing lights for commercial and domestic use for over 30 years. Our team of lighting specialists combine a wealth of knowledge, with a passion for innovation to create solutions. We listen to customers' feedback and design our products to meet the needs of our users; that means safe, efficient installation and products you can trust. We are immensely proud of our industry relationships and pride ourselves on being a consistent and supportive partner to our wholesalers.



OUR PRODUCTS



SAFE, FAST FIX
INSTALLATION



THE RIGHT PRODUCT
FOR THE JOB



MORE FUNCTIONALITY
THE RIGHT PRICE



INDUSTRY LEADING
WARRANTIES

OUR SERVICE



SAXBY TRADE
EXCLUSIVE PORTAL



TECHNICAL SUPPORT
LIGHTING DESIGN



NEXT DAY DELIVERY
4PM CUT OFF



MARKETING
SUPPORT

CONTENTS

SAXBYSMART	10	WALL	170
RECESSED	14	EXTERIOR	174
FIRE RATED	16	COLLECTION	176
DOWNLIGHT	35	WALL	206
COMMERCIAL	56	BOLLARD	224
PANEL	58	FLOODLIGHT	228
SUSPENSION	65	BULKHEAD	237
BATTEN	67	GUIDE	248
HIGH BAY	78	DECKING	260
LOW BAY	82	RECESSED	274
BULKHEAD	84	SPIKE	279
FLUSH	92	EMERGENCY	284
TRACK	98	GUIDE	286
INTERIOR	106	RECESSED	291
SPOTLIGHT	106	WALL	294
WALL	115	EMERGENCY KITS	296
DISPLAY	126	LAMP & ACC.	300
CABINET	126	LAMP	302
TAPE	132	TRANSFORMER	317
BATHROOM	152	DIMMER	318
SPOTLIGHT	154	DRIVER	319
COLLECTION	156	SENSOR	322
FLUSH	159	CONNECTOR	329
MIRROR	162	TECHNICAL	330

PRODUCT DIRECTORY

RECESSED

SHIELDPRO
P17



NEW SHIELD360
P18



NEW SHIELDECO CCT
P19



SHIELDECO 500
P20



SHIELDECO ANTI-GLARE
P21



SHIELDECO 800 TILT
P22



SHIELDECO 800
P23



ORBITALPLUS
P26



ORBITALPRO
P27



ORBITAL SMART
P28



SHIELDPLUS BAFFLE
P29



SPECULO
P30



SPECULO ANTI-GLARE
P31



SHIELDPLUS MV
P32



SHIELDPLUS MV IP65
P33



RAVEL
P34



SHIELDECO TRIMLESS
BEZEL P35



TRIMLESS DOWNLIGHT
P36



LALO
P37



CAST
P38



CAST BAFFLE
P39



PEAKE
P40



CONVERSE
P41



XENO
P43



TETRA
P44



GARRIX
P45



AXIAL ROUND
P46



AXIAL RECTANGULAR
P47



SIRIODISC ADJUSTABLE
P49



SIRIODISC
P51



NEW STRATUSDISC CCT
P53



LAMP HOLDERS
P54




































HEATGUARD
P55



PRODUCT DIRECTORY

COMMERCIAL


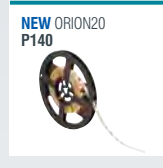


<p>STRATUS ECO P65</p> 	<p>STRATUS PRO P60</p> 	<p>STRATUS UGR19 P61</p> 	<p>STRATUS CCT P62</p> 	<p>SIRIO FRAME P64</p> 
<p>KINGSLEY P65</p> 	<p>BORDE CCT P66</p> 	<p>ECOLINEAR P67</p> 	<p>RULAR P69</p> 	<p>RULAR EMERGENCY P70</p> 
<p>MICROWAVE PRESENCE DETECTOR P71</p> 	<p>LINEAR PRO P72</p> 	<p>LINEAR PRO EMERGENCY P73</p> 	<p>MORDAX P74</p> 	<p>MORDAX EMERGENCY P75</p> 
<p>REEVE CONNECT P76</p> 	<p>REEVE 2 P77</p> 	<p>ALTUM P79</p> 	<p>GAGE P83</p> 	<p>HERO CCT P86</p> 
<p>FORCA 12W P88</p> 	<p>FORCA 18W CCT P89</p> 	<p>VIGOR P91</p> 	<p>MONTANA CCT P92</p> 	<p>SMART HALO P93</p> 
<p>NEW NIMBUS CCT P95</p> 	<p>COBRA CCT P96</p> 	<p>BROCO P97</p> 	<p>TRACK P98</p> 	<p>CODY P99</p> 
<p>PACTO P100</p> 	<p>CONOR P101</p> 	<p>MONTE P102</p> 	<p>BULLETT P103</p> 	<p>TRACK ACCESSORIES P104</p> 

PRODUCT DIRECTORY

INTERIOR



DISPLAY



PRODUCT DIRECTORY

BATHROOM

**KNIGHT
P155**



**PURE
P156**



**CRYSTAL
P157**



**LIPCO
P158**



**PORTICO
P159**



**NOBLE
P160**



**NICO
P162**



**PERLE
P163**



**SPEGEL
P164**



**RIFT
P165**



**GLIMPSE
P166**



**MAREH
P167**



**OMEGA
P168**



**REVELO
P169**



**ICE
P170**



**SQUARE
P170**



**MODA
P171**



**MODA
P172**



**ONAN
P173**



**PALIN
P177**



**CAMBER
P187**



**ATLANTIS
P188**



**ODYSSEY
P190**



**ICARUS
P192**



**EQUINOX
P193**



**TANGO
P194**



**BLISS
P195**



**CARRAWAY
P196**



**PYRAMID
P197**



**ROKO
P198**



**CANILLO
P199**



**TRIBECA
P200**



**NEW HAYDEN
P203**






































**SENTINEL
P204**



EXTERIOR

PRODUCT DIRECTORY

EXTERIOR

<p>ALBA SOLAR P205</p> 	<p>OLYMPIA P206</p> 	<p>BIANCO P207</p> 	<p>DORON P208</p> 	<p>MORTI P209</p> 
<p>NEW LANTERN P211</p> 	<p>ORETI P212</p> 	<p>VULCAN P213</p> 	<p>GLOVER CCT P214</p> 	<p>WARE P216</p> 
<p>BRETON P217</p> 	<p>YORK P218</p> 	<p>INOVA PIR P219</p> 	<p>PAGODA PIR P220</p> 	<p>TRADITIONAL P221</p> 
<p>HALBURY P222</p> 	<p>BAYSWATER P223</p> 	<p>LOUVRE BLACK P225</p> 	<p>DAX CCT P226</p> 	<p>ZONE P227</p> 
<p>SALDE P229</p> 	<p>SALDE TWIN P232</p> 	<p>SURGE P234</p> 	<p>SURGE PIR P235</p> 	<p>MANTRA P233</p> 
<p>MAX P236</p> 	<p>MOTION LED PIR P237</p> 	<p>LUIK P239</p> 	<p>LUCCA P240</p> 	<p>LUCCA MINI P241</p> 
<p>SERAN P242</p> 	<p>SERAN MICROWAVE P243</p> 	<p>AVIT P244</p> 	<p>ROND P245</p> 	<p>PILLO P246</p> 

PRODUCT DIRECTORY

EXTERIOR

PILLO XL
P247



SEINA HALF BRICK
P248



SEINA STAINLESS STEEL
P249



SEINA BLACK
P250



SMART SEINA RGB
P251



SEVERUS CCT
P252



SEVERUS
P254



NEW ALBUS
P257



ECO
P258



HESTER
P259



IKONPRO CCT
P261



IKONPRO ACCESSORIES
P262



NEW IKONPRO CCT
BLACK P263



IKONPRO RGB
P264



IKONPRO RGB SMART
P265



IKON ROUND
P266



KIOS 2
P267



SMART FESTOOON
STRING P268



COVE
P270



HAYZ
P271



NEW HADES
P273



PILLAR
P275



NEW PILLAR TILT
P276



HOXTON
P277



AYOKA
P278



LUMINATRA
P279



SMART LUMINATRA
P280



OPAZ MV
P281



NEW TRITON
P282



NEW LANCE
P283



SIGHT RECESSED
DOWNLIGHT P286



SIGHT PLUS
P287



SIGHT ECO
P288



SIGHT BOX
P289



SIGHT 4-IN-1
P290



EMERGENCY

PRODUCT DIRECTORY

EMERGENCY

SIGHT RECESSED
P291



CYCLO 2
P293



SIGHT TWIN SPOT
P294



SIGHT TWIN SPOT IP65
P295



NEW EM CONVERSION
KIT P296



EM CONVERSION KIT
P297



NEW BATTERY
ACCESSORY P298



LAMPS & ACCESSORIES

GU10 SMART
P302



GU10
P303



GLASS GU10
P304



MR16
P307



G9
P308



NEW G4
P310



E27 SMART
P311



E27
P312



E27
P313



E27 FILAMENT
P314



E27 LED STICK
P315



E14
P316



TRANSFORMER
P317



DIMMER MODULE
P318



DRIVERS
P319



DALI DRIVERS
P321



MICROWAVE
DETECTOR P322



PIR DETECTOR 2-IN-1
P323



PIR DETECTOR 3-IN-1
P324



MINI PIR
P325



SECURITY DETECTOR
P326



PHOTOCELL
P327



TWILIGHT DETECTOR
P328



INLINE DETECTOR
P329



OUR PRODUCTS



SAFE, FAST FIX
INSTALLATION



THE RIGHT PRODUCT
FOR THE JOB



MORE FUNCTIONALITY
THE RIGHT PRICE



INDUSTRY LEADING
WARRANTIES

OUR SERVICE



SAXBY TRADE
EXCLUSIVE PORTAL



TECHNICAL SUPPORT
LIGHTING DESIGN



NEXT DAY DELIVERY
4PM CUT OFF



MARKETING
SUPPORT

TIME TO SAY 'HELLO' TO YOUR LIGHTING...



Our smart lighting range has built-in software that you can control remotely for an easier, efficient and personalised way of using your lights. No need for a hub or complex installations. Simply download the Tuya app to configure the lights your way, directly from your smartphone or using your own voice on smart home voice recognition products, such as Amazon Echo or Google Home.

HOW IT WORKS:

DOWNLOAD THE 'TUYA' APP

Please scan the QR code or search 'Tuya' to download from your App Store or Google Play.



REGISTRATION & LOG IN

- Enter your email or mobile phone number to register
- A verification code will be sent via email or text message
- Set your password

SET UP

Connect your lights to the app and start controlling.

Saxby Smart products are only supported on 2.4G WIFI bands.

INTELLIGENT LIGHTING®
saxbysmart

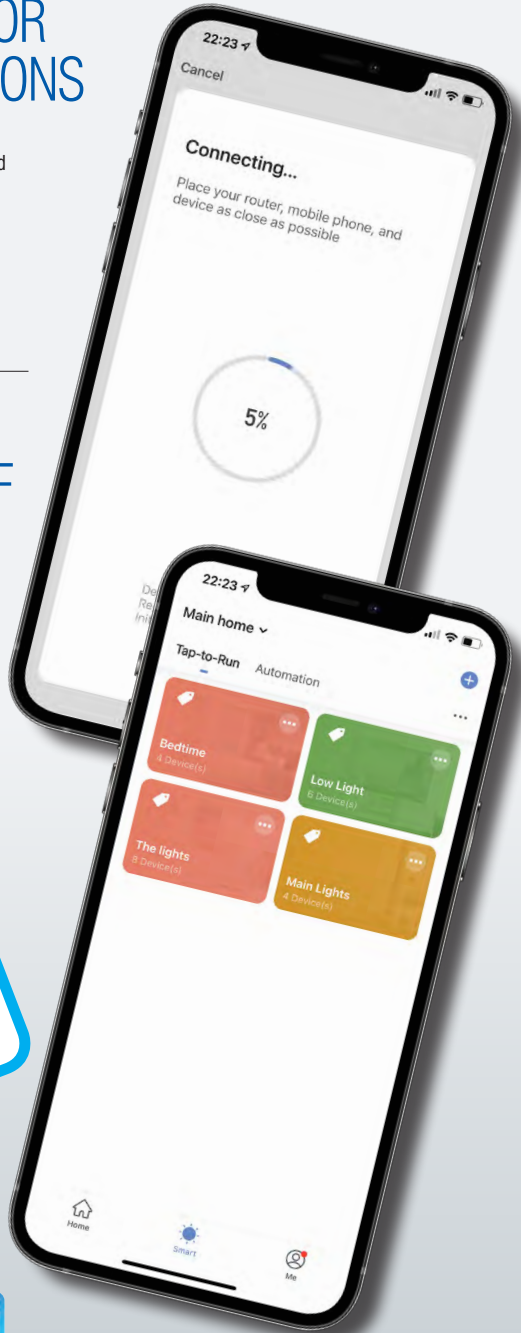
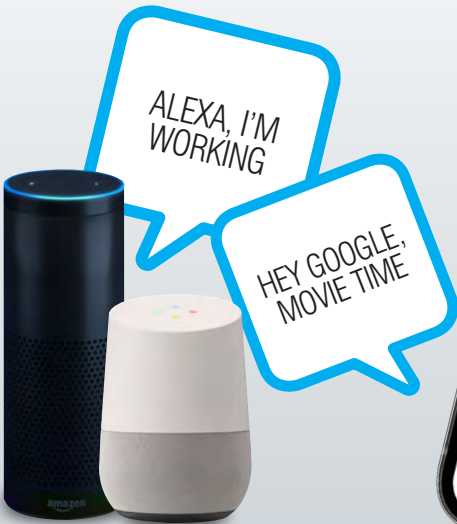
NO HUB REQUIRED OR COMPLEX INSTALLATIONS

Saxby Smart fittings come fully equipped with a built in chip that connects to your Wi-Fi router. Simply download the Saxby Smart app to your smartphone, register and add your lighting devices. You're good to go - create a personalised lighting experience.



CREATE SCENES TO SUIT YOUR WAY OF LIVING & WORKING

Educate or program your voice control device to suit you. Control multiple devices in a single room or building by creating scenes within the Saxby Smart app or through Amazon Alexa or Google Assistant.



TAKE FULL CONTROL OF YOUR LIGHTING

Saxby Smart devices are compatible with Amazon Alexa and Google Assistant, allowing control of your lights with your own voice. Once set up has been completed using the Tuya app, simply download 'Smart Life' to your voice control app to discover your devices and start voicing commands!



TIME SCHEDULE HOME OR AWAY

Using the Tuya app or your voice control app, schedule activity for your lighting when you're out and about giving you peace of mind.

YOUR DATA IS SAFE & SECURE

Military grade security for guaranteed peace of mind as your data is being handled safely.



OUR SMART RANGE

View our range of smart recessed, interior, exterior and lamps fittings.


SMART ORBITAL
P28



SMART HALO
P93



SMART ORION
P146



SMART SEINA RGB
P251



SMART FESTOON STRING
P268



SMART LUMINATRA
P280



SMART IKON RGB
P265



SMART GU10 RGB
P302



SMART GU10 CCT
P302



SMART E27 RGB
P311



SMART E27 CCT
P311





RECESSED

Recessed downlights are a subtle and interesting way to add a modern feel to your home. Saxby Lighting's recessed range covers all your domestic and commercial needs.

FIRE RATED	16
DOWNLIGHT	35
ACCESSORIES	54



CHOOSE
COLOUR TEMP



CHOOSE
BEZEL FINISH



FAST-FIX
CONNECTOR



ULTRA SLIM
50MM PROFILE

SHIELDPRO

High performance CCT downlight range

Ultra slim profile allowing for shallow voids. Fire rated for 30, 60 and 90-minutes. Easy switch to select colour temperature: cool, warm or daylight. Three twist on/off bezel options: satin nickel, chrome or matt black

ShieldPRO

High performance IP65 CCT downlight

 **5YR**
WARRANTY

 **CLASS 2**

 **IP65**
RATED

 **DIMMABLE**

 **60°**
BEAM

 **80**
CRI

 **FIRE RATED**
30,60,90 MINS

 **6**
SDCM

 **COVER IN**
INSULATION

800
LUMEN

Airflow cap

Allows insulation to be loosely placed over the fitting



Super low 50mm profile

Suitable for shallow ceiling voids

Colour Changing Technology


Choose between 3000K, 4000K & 6000K. Dimmable

Spring ceiling clips

Hold the ShieldPRO firmly in place

Interchangeable bezels

Matt white bezel included. Satin nickel, chrome and matt black available - simple twist & lock fitting system



- Matt white finish bezel included
- Compatible dimmer 75021 (150W), see page 318

PUSH FIT TERMINAL

Fast and secure installation. Loop in, loop out terminals



DETACHABLE CONNECTOR

Allows for first fix wiring and easy removal for decorating



THREE WAY CCT SWITCH

Choose between warm white (WW), cool white (CW) & daylight white (DW)



Code	Description	Finish	K	LM	LM/W	Dimensions	Cut Out
90376	ShieldPRO	Matt white	3000/4000/6000	800	114	H: 50mm Dia: 88mm	70mm
90377	ShieldPRO Bezel	Satin nickel	-	-	-	Proj: 3mm Dia: 88mm	-
90378	ShieldPRO Bezel	Chrome	-	-	-	Proj: 3mm Dia: 88mm	-
92513	ShieldPRO Bezel	Matt black	-	-	-	Proj: 3mm Dia: 88mm	-

Order online www.saxbytrade.com

Shield360

Unique downlight, fully adjustable to direct the light

620
LUMEN

5YR
WARRANTY

CLASS 2

IP44
RATED

DIMMABLE

60°
BEAM

80
CRI

FIRE RATED
90 MINS

6
SDCM

360°
ROTATION



Product swivels on 1 axis to be able to rotate 360°

- Constructed from steel & acrylic
- 8W LED module (SMD)
- Angle of rotation: 360°
- Min. void 45mm
- Compatible with dimmer 75021 (150W), see page 318



Can be covered with insulation

PUSH FIT TERMINAL

Fast and secure installation. Loop in, loop out terminals

DETACHABLE CONNECTOR

Allows for first fix wiring and easy removal for decorating

THREE WAY CCT SWITCH

Choose between warm white (WW), cool white (CW) & daylight white (DW)

Code	Description	Finish	K	LM	LM/W	Dimensions	Cut Out
92754	Shield360 CCT 8W	Matt white	3000/4000/6000	620	78	Proj: 3mm H: 45mm Dia: 110mm	Dia 90mm

RECESSED FIRE RATED

NEW
OPTION

ShieldECO 500 CCT

Fire rated, IP65, dimmable downlight

 **5YR**
WARRANTY

 **CLASS 2**

 **IP65**
RATED

 **DIMMABLE**

 **60°**
BEAM

 **80**
CRI

 **FIRE RATED**
90 MINS

 **6**
SDCM

500
LUMEN

STEP
DIM
FUNCTION
AVAILABLE

FAST
FIX



- Constructed from steel & acrylic
- 5W LED module (SMD)
- Min. void 67mm
- White bezel included



Can be covered with insulation



New integrated fast fix

Code	Description	Finish	K	LM	LM/W	Dimensions	Cut Out
98448	NEW ShieldECO 500 CCT Step Dim	Chrome	3000/4000/6000	500	100	Proj: 3mm H: 70mm Dia: 81mm	Dia 64mm
92748	ShieldECO 500 CCT 5W	Matt white	3000/4000/6000	500	100	Proj: 3mm H: 70mm Dia: 81mm	Dia 64mm
95202	ShieldECO Bezel	Satin chrome	-	-	-	H: 5.5mm Dia: 84mm	
95203	ShieldECO Bezel	Chrome	-	-	-	H: 5.5mm Dia: 84mm	

Order online www.saxbytrade.com

ShieldECO 500

Everyday downlight; fire rated, IP65 and dimmable




500
LUMEN


FAST
FIX



- Constructed from steel & acrylic
- 4W LED module (SMD)
- Min. void 90mm
- Compatible dimmer 75021 (150W), see page 318



Can be used with trimless bezels, see page 35



Can be covered with insulation

Code	Description	Finish	K	LM	LM/W	Dimensions	Cut Out
73785	ShieldECO 500 4W	Matt white	3000	500	125	Proj: 3mm H: 59mm Dia: 81.5mm	Dia 57mm
73786	ShieldECO 500 4W	Matt white	4000	500	125	Proj: 3mm H: 59mm Dia: 81.5mm	Dia 57mm
73787	ShieldECO 500 4W	Satin nickel	3000	500	125	Proj: 3mm H: 59mm Dia: 81.5mm	Dia 57mm
73788	ShieldECO 500 4W	Satin nickel	4000	500	125	Proj: 3mm H: 59mm Dia: 81.5mm	Dia 57mm
74031	ShieldECO 500 4W	Chrome plate	3000	500	125	Proj: 3mm H: 59mm Dia: 81.5mm	Dia 57mm
74032	ShieldECO 500 4W	Chrome plate	4000	500	125	Proj: 3mm H: 59mm Dia: 81.5mm	Dia 57mm

RECESSED FIRE RATED

ShieldECO ANTI-GLARE

Fire rated, IP65, dimmable. Unique design distributes the light evenly




500
LUMEN

FAST
FIX



- Constructed from steel and acrylic
- 4W LED module (SMD)
- Min. void: 100mm
- Compatible dimmer 75021 (150W), see page 318



Can be covered with insulation

Code	Description	Finish	K	LM	LM/W	Dimensions	Cut Out
81016	ShieldECO Anti-glare 4W	Matt white	3000	500	125	Proj: 3mm H: 80mm Dia: 90mm	Dia: 80mm
81017	ShieldECO Anti-glare 4W	Matt white	4000	500	125	Proj: 3mm H: 80mm Dia: 90mm	Dia: 80mm

Order online www.saxbytrade.com

ShieldECO 800 TILT

Fire rated and dimmable

 **5YR**
WARRANTY

 **CLASS 2**

 **DIMMABLE**

 **60°**
BEAM

 **80**
CRI

 **FIRE RATED**
30.60.90 MINS

 **20°**
TILT

 **6**
SDCM

UP TO
820
LUMEN



FAST
FIX



- Constructed from steel & acrylic
- 8.5W LED module (SMD)
- Angle of tilt: 20°
- Min. void 90mm
- Compatible dimmer 75021 (150W), see page 318



Can be covered with insulation

Code	Description	Finish	K	LM	LM/W	Dimensions	Cut Out
78520	ShieldECO 800 Tilt 8.5W	Matt white	3000	750	88	Proj: 3-15mm H: 60mm Dia: 85mm	Dia 70mm
78521	ShieldECO 800 Tilt 8.5W	Matt white	4000	820	96	Proj: 3-15mm H: 60mm Dia: 85mm	Dia 70mm
78522	ShieldECO 800 Tilt 8.5W	Satin nickel	3000	750	88	Proj: 3-15mm H: 60mm Dia: 85mm	Dia 70mm
78523	ShieldECO 800 Tilt 8.5W	Satin nickel	4000	820	96	Proj: 3-15mm H: 60mm Dia: 85mm	Dia 70mm
78524	ShieldECO 800 Tilt 8.5W	Chrome plate	3000	750	88	Proj: 3-15mm H: 60mm Dia: 85mm	Dia 70mm
78525	ShieldECO 800 Tilt 8.5W	Chrome plate	4000	820	96	Proj: 3-15mm H: 60mm Dia: 85mm	Dia 70mm

RECESSED FIRE RATED

ShieldECO 800

Everyday downlight; fire rated, IP65 and dimmable



5YR
WARRANTY



CLASS 2



IP65
RATED



DIMMABLE



60°
BEAM



80
CRI




FIRE RATED
30,60,90 MINS



6
SDCM

UP TO
820
LUMEN


FAST
FIX



Can be used with trimless
bezels, see page 35



- Constructed from steel & acrylic
- 8.5W LED module (SMD)
- Min. void 90mm
- Compatible dimmer 75021 (150W), see page 318



Can be covered with insulation

Code	Description	Finish	K	LM	LM/W	Dimensions	cut out
74707	ShieldECO 800 8.5W	Matt white	3000	750	88	Proj: 3mm H: 59mm Dia: 81.5mm	Dia 57mm
74708	ShieldECO 800 8.5W	Matt white	4000	820	96	Proj: 3mm H: 59mm Dia: 81.5mm	Dia 57mm
74709	ShieldECO 800 8.5W	Satin nickel	3000	750	88	Proj: 3mm H: 59mm Dia: 81.5mm	Dia 57mm
74710	ShieldECO 800 8.5W	Satin nickel	4000	820	96	Proj: 3mm H: 59mm Dia: 81.5mm	Dia 57mm
74711	ShieldECO 800 8.5W	Chrome plate	3000	750	88	Proj: 3mm H: 59mm Dia: 81.5mm	Dia 57mm
74712	ShieldECO 800 8.5W	Chrome plate	4000	820	96	Proj: 3mm H: 59mm Dia: 81.5mm	Dia 57mm

Order online www.saxbytrade.com



**INVISIBLE
LIGHT SOURCE**



**ULTRA SLIM
44MM PROFILE**



**PUSH-FIT
TERMINALS**



**COVER IN
INSULATION**

ORBITAL

Ultra modern 'invisible' light source downlight

Indirect light output from inside the unique anti-glare dome. This slim line patented design is fire rated, IP65 rated and supplied with a high quality dimmable driver that works with leading and trailing edge dimmers. Fitted with push fit tool-less terminal block for ease of install.

ORBITAL

Unique ultra slim, high performance fire rated LED downlight


5YR
WARRANTY


CLASS 2


IP65
RATED


DIMMABLE


120°
BEAM


80
CRI


FIRE RATED
30,60,90 MINS


6
SDCM

UP TO
990
LUMEN



Slim Die cast aluminium dome
Ideal for shallow ceiling voids

Spring ceiling clips
Hold the Orbital firmly in place

No visible light source
From unique anti-glare dome

LED Circle
Project light into the dome, bouncing indirect light into the room

Choice of bezel finish
Chrome, satin nickel & matt white



FAST-FIX CONNECTOR

Fast and secure installation.
Loop in, loop out
terminals



LENS FREE

No visible light
source from unique
anti-glare dome



COVER IN INSULATION

Directly cover over with
insulation whilst fitting in
shallow ceilings voids.



ORBITALPLUS

Unique ultra slim, high performance fire rated LED downlight

5YR
WARRANTY

CLASS 2

SMD

IP65
RATED

DIMMABLE

120°
BEAM


80
CRI

FIRE RATED
30,60,90 MINS

460
LUMEN



- Constructed from die cast aluminium alloy & steel
- 9W LED module (SMD)
- Min. void 43mm
- Compatible dimmer 75021 (150W), see page 318
- Compatible emergency kit 92514 & 97818, see page 296/297



Can be covered with insulation

Code	Description	Finish	K	LM	LM/W	Dimensions	Cut Out
69880	OrbitalPLUS	Matt white	3000	460	51	Proj: 2mm H: 44mm Dia: 110mm	Dia: 97mm
69883	OrbitalPLUS	Matt white	5000	460	51	Proj: 2mm H: 44mm Dia: 110mm	Dia: 97mm
69881	OrbitalPLUS	Satin nickel	3000	460	51	Proj: 2mm H: 44mm Dia: 110mm	Dia: 97mm
69884	OrbitalPLUS	Satin nickel	5000	460	51	Proj: 2mm H: 44mm Dia: 110mm	Dia: 97mm
69882	OrbitalPLUS	Chrome plate	3000	460	51	Proj: 2mm H: 44mm Dia: 110mm	Dia: 97mm
69885	OrbitalPLUS	Chrome plate	5000	460	51	Proj: 2mm H: 44mm Dia: 110mm	Dia: 97mm

RECESSED FIRE RATED

ORBITALPRO

Unique ultra slim, high performance CCT fire rated LED downlight

5YR
WARRANTY

CLASS 2

SMD

IP65
RATED

DIMMABLE

120°
BEAM

80
CRI

UP TO
990
LUMEN

CCT

FAST
FIX



90954



--- 110mm --- --- 135mm --- --- 165mm ---

- Constructed from die cast aluminium alloy & steel
- LED module (SMD)
- Compatible dimmer 75021 (150W), see page 318
- Compatible emergency kit 92514 & 97818, see page 296/297



Can be covered with insulation

Code	Description	FIRE RATED 30.65.80 MIN 5	Finish	K	LM	LM/W	Dimensions	Cut Out
90954	OrbitalPRO CCT 9W		Matt white	3000/4000/6000	450	50	Proj: 3mm H: 44mm Dia: 110mm	Dia: 97mm
71512	OrbitalPRO CCT 12W		Matt white	3000/5000	700	58	Proj: 3mm H: 42mm Dia: 135mm	Dia: 125mm
71515	OrbitalPRO CCT 15W		Matt white	3000/5000	990	66	Proj: 3mm H: 45mm Dia: 165mm	Dia: 155mm

Order online www.saxbytrade.com

ORBITAL SMART

Smart, ultra slim, high performance fire rated LED downlight



450
LUMENS




Can be covered with insulation

- For more information on SaxbySmart see page 10

INTELLIGENT LIGHTING®
saxbysmart

“Alexa, turn on the lights”

SaxbySmart is compatible with Amazon Echo and Google Home allowing you to control the lights directly using your own voice



Code	Description	Finish	K	LM	LM/W	Dimensions	Cut Out
79305	Orbital Smart 9W	Matt white	3000 - 6000	450	50	Proj: 3mm H: 44mm Dia: 110mm	Dia 97mm

RECESSED FIRE RATED

SHIELDPLUS BAFFLE

Compact, high output downlight

 **2YR**
WARRANTY

 **CLASS 1**

 **DIMMABLE**

 **FIRE RATED**
90 MINS

 **ACOUSTIC**
RATED

ANTI
GLARE

UNIVERSAL
CAN

FAST
FIX



Fixed



Tilt




IP65

One can size - removeable and interchangeable heads



- Constructed from die cast aluminium alloy & steel



Can change lamp from the front



Universal can

Code	Description	Finish	Dimensions	Cut Out
92730	ShieldPLUS baffle Fixed	Matt white	Proj: 4.5mm Dia: 92mm H: 142mm	Dia: 85mm
92731	ShieldPLUS baffle Tilt	Matt white	Proj: 4.5mm Dia: 92mm H: 141mm	Dia: 85mm
92732	ShieldPLUS baffle IP65	Matt white	Proj: 4.5mm Dia: 92mm H: 145mm	Dia: 85mm

Order online www.saxbytrade.com

SPECULO ROUND & SQUARE

Compact, fire rated, dimmable downlight

NEW
OPTION

 **2YR**
WARRANTY

 **CLASS 2**

 **IP65**
RATED

 **DIMMABLE**


 **FIRE RATED**
30,60,90 MINS

ULTRA
SLIM
BEZEL

FAST
FIX



Bracket (81018)



- Constructed from steel & glass
- Available in both round & square designs

Code	Description	Finish	Lamp	Dimensions	Cut Out	Min Void
99760	NEW Speculo (round)	Matt black	GU10 (required)	Proj: 1mm H: 36mm Dia: 85mm	Dia: 67mm	122mm
79978	Speculo (round)	Matt white	GU10 (required)	Proj: 1mm H: 36mm Dia: 85mm	Dia: 67mm	122mm
79979	Speculo (round)	Brushed chrome	GU10 (required)	Proj: 1mm H: 36mm Dia: 85mm	Dia: 67mm	122mm
79980	Speculo (round)	Chrome	GU10 (required)	Proj: 1mm H: 36mm Dia: 85mm	Dia: 67mm	122mm
80244	Speculo (square)	Matt white	GU10 (required)	Proj: 1mm H: 36mm Sq: 85mm	Dia: 67mm	122mm
80245	Speculo (square)	Brushed chrome	GU10 (required)	Proj: 1mm H: 36mm Sq: 85mm	Dia: 67mm	122mm
80246	Speculo (square)	Chrome	GU10 (required)	Proj: 1mm H: 36mm Sq: 85mm	Dia: 67mm	122mm
81018	Bracket	-	-	H: 97mm W: 65mm	-	-

RECESSED FIRE RATED

SPECULO ANTI-GLARE

Compact, slim and low profile design downlight

 **2YR**
WARRANTY

 **CLASS 2**

 **IP65**
RATED

 **DIMMABLE**

 **FIRE RATED**
90 MINS

ANTI
GLARE

FAST
FIX



- Constructed from steel & glass

Code	Description	Finish	Lamp	Dimensions	Cut Out	Min Void
80247	Speculo anti-glare	Matt white	GU10 (required)	Proj: 1mm H: 60mm Dia: 85mm	Dia: 75mm	157mm
80248	Speculo anti-glare	Matt black	GU10 (required)	Proj: 1mm H: 60mm Dia: 85mm	Dia: 75mm	157mm

Order online www.saxbytrade.com

SHIELDPLUS FIXED & TILT

Fire rated, dimmable downlight, tool free installation

NEW
OPTIONS


2YR
WARRANTY


CLASS 1


DIMMABLE


FIRE RATED
30,60,90 MINS


ACOUSTIC
RATED



Fixed



Tilt



- Constructed from die cast aluminium alloy & steel

Code	Description	Finish	Lamp	Dimensions	Cut Out
99758	NEW ShieldPLUS fixed	Matt black	GU10 (required)	Proj: 4.5mm Dia: 85mm H: 122mm	Dia: 70mm
61059	ShieldPLUS fixed	Matt white	GU10 (required)	Proj: 4.5mm Dia: 85mm H: 122mm	Dia: 70mm
50673	ShieldPLUS fixed	Satin nickel	GU10 (required)	Proj: 4.5mm Dia: 85mm H: 122mm	Dia: 70mm
50674	ShieldPLUS fixed	Chrome plate	GU10 (required)	Proj: 4.5mm Dia: 85mm H: 122mm	Dia: 70mm
99759	NEW ShieldPLUS tilt	Matt black	GU10 (required)	Proj: 5mm Dia: 100mm H: 135mm	Dia: 83mm
61060	ShieldPLUS tilt	Matt white	GU10 (required)	Proj: 5mm Dia: 100mm H: 135mm	Dia: 83mm
50681	ShieldPLUS tilt	Satin nickel	GU10 (required)	Proj: 5mm Dia: 100mm H: 135mm	Dia: 83mm
50682	ShieldPLUS tilt	Chrome plate	GU10 (required)	Proj: 5mm Dia: 100mm H: 135mm	Dia: 83mm

RECESSED FIRE RATED

SHIELDPLUS IP65

Fire rated downlights with push fit termination


2YR
WARRANTY


CLASS 1


IP65
RATED


DIMMABLE


FIRE RATED
30,60,90 MINS


ACOUSTIC
RATED

TOOL
FREE
INSTALLATION

FAST
FIX



- Constructed from die cast aluminium alloy, glass & steel

Code	Description	Finish	Lamp	Dimensions	Cut Out
61061	ShieldPLUS IP65	Matt white	GU10 (required)	Proj: 5mm Dia: 88mm H: 135mm	Dia: 73mm
50688	ShieldPLUS IP65	Satin nickel	GU10 (required)	Proj: 5mm Dia: 88mm H: 135mm	Dia: 73mm
50686	ShieldPLUS IP65	Chrome plate	GU10 (required)	Proj: 5mm Dia: 88mm H: 135mm	Dia: 73mm

Order online www.saxbytrade.com

RAVEL TRIMLESS DOWNLIGHT

Trimless plaster in luminaire for a clean seamless finish

- 
2YR
 WARRANTY
- 
 CLASS 1
- 
 DIMMABLE
- 
FIRE RATED
 30, 90 MINS



- Compatible with LED lamps
- Matt white finish
- Constructed from die cast aluminium alloy & steel
- Plaster into the ceiling



Code	Description	Finish	Lamp	Dimensions	Cut Out	Min Void
81572	Ravel Trimless FR Downlight	Matt White	GU10 (required)	H: 146mm Dia: 120mm	75mm	149mm

RECESSED FIRE RATED

ShieldECO TRIMLESS ACCESSORY

Trimless bezel creating a clean, seamless finish



78529

- Constructed from steel
- Accessory to be used in conjunction with ShieldECO
- Combined unit not fire rated



Code	Description	Finish	Dimensions	Cut Out	Min Void
75917	Trimless bezel round	Matt white	H: 40mm Dia: 135mm	Dia: 85mm	150mm
78529	Trimless bezel square	Matt white	H: 40mm Dia: 135mm	Sq: 89 x 89mm	110mm

Order online www.saxbytrade.com

TRIMLESS TILT DOWNLIGHT

Designed for a seamless finish

 **2YR**
WARRANTY


 **CLASS 2**

 **DIMMABLE**

 **20°**
TILT



- Constructed from die cast aluminium alloy



Code	Description	Finish	Lamp	Dimensions	Cut Out	Min Void
78954	Trimless downlight round	Matt white	GU10 (required)	Proj: 55mm Dia: 120mm	Dia: 82mm	130mm
92538	Trimless downlight round	Matt black	GU10 (required)	Proj: 55mm Dia: 120mm	Dia: 82mm	130mm
78955	Trimless downlight square	Matt white	GU10 (required)	Proj: 55mm Sq: 122mm	Sq: 85mm	130mm
94754	Trimless downlight twin	Matt white	2 x GU10 (required)	Proj: 56mm L: 210mm W: 122mm	175mm x 85mm	130mm


RECESSED DOWNLIGHT



240
LUMEN



Shown at actual size



- Constructed from die cast aluminium alloy & acrylic
- 4W LED module (COB)

Code	Description	Finish	Lumens	Colour	Dimensions	Cut Out	Min Void
99559	NEW Lalo Tilt 4W	Matt white	240	3000	Proj: 2mm Dia: 50mm H: 24mm	45mm	24mm
99560	NEW Lalo Tilt 4W	Matt white	240	4000	Proj: 2mm Dia: 50mm H: 24mm	45mm	24mm
99557	NEW Lalo 4W	Matt black	240	3000	Proj: 2mm Dia: 45mm H: 30mm	35mm	30mm
99558	NEW Lalo 4W	Matt black	240	4000	Proj: 2mm Dia: 45mm H: 30mm	35mm	30mm
91513	Lalo 4W	Matt white	240	3000	Proj: 2mm Dia: 45mm H: 30mm	35mm	30mm
92518	Lalo 4W	Matt white	240	4000	Proj: 2mm Dia: 45mm H: 30mm	35mm	30mm
92519	Lalo Dimmable Driver	-	-	-	-	-	-

CAST FIXED & TILT

Practical and stylish fixed and adjustable downlights


NEW
OPTIONS

 **2YR**
WARRANTY

 CLASS 2

 DIMMABLE

LED
COMPATIBLE



Side profile



Lampholder included

- Constructed from die cast aluminium alloy

Code	Description	Finish	Lamp	Dimensions	Min Void	Cut Out
95918	NEW Cast fixed	Matt black	GU10 (required)	Proj: 3mm Dia: 80mm	95mm	Dia: 70mm
76006	Cast fixed	Matt white	GU10 (required)	Proj: 3mm Dia: 80mm	95mm	Dia: 70mm
52331	Cast fixed	Gloss white	GU10 (required)	Proj: 3mm Dia: 80mm	95mm	Dia: 70mm
52330	Cast fixed	Satin nickel	GU10 (required)	Proj: 3mm Dia: 80mm	95mm	Dia: 70mm
52329	Cast fixed	Chrome plate	GU10 (required)	Proj: 3mm Dia: 80mm	95mm	Dia: 70mm
95919	NEW Cast tilt	Matt black	GU10 (required)	Proj: 3mm Dia: 95mm	95mm	Dia: 80mm
76007	Cast tilt	Matt white	GU10 (required)	Proj: 3mm Dia: 95mm	95mm	Dia: 80mm
52334	Cast tilt	Gloss white	GU10 (required)	Proj: 3mm Dia: 95mm	95mm	Dia: 80mm
52333	Cast tilt	Satin nickel	GU10 (required)	Proj: 3mm Dia: 95mm	95mm	Dia: 80mm
52332	Cast tilt	Chrome plate	GU10 (required)	Proj: 3mm Dia: 95mm	95mm	Dia: 80mm

RECESSED DOWNLIGHT

CAST BAFFLE

Practical and stylish fixed and adjustable downlights

 **2YR**
WARRANTY

 CLASS 2

 DIMMABLE

ANTI
GLARE

LED
COMPATIBLE



Twist and lock



Lampholder included

- Constructed from die cast aluminium alloy

Code	Description	Finish	Lamp	Dimensions	Min Void	Cut Out
81573	Cast baffle fixed	Matt white	GU10 (required)	Proj: 2mm Dia: 82mm H: 38mm	105mm	70mm
81739	Cast baffle tilted	Matt white	GU10 (required)	Proj: 2mm Dia: 95mm H: 38mm	110mm	80mm

Order online www.saxbytrade.com

PEAKE

Anti-glare, dimmable downlight


2YR
WARRANTY


CLASS 1


DIMMABLE

ANTI
GLARE

LED
COMPATIBLE



- Constructed from steel

Code	Description	Finish	Lamp	Dimensions	Cut Out	Min Void
48869	Peake	Gloss white	GU10 (required)	Proj: 2mm Dia: 84mm	Dia: 75mm	150mm

RECESSED DOWNLIGHT


CONVERSE

Converter plate to replace older incandescent downlights


2YR
WARRANTY


CLASS 2


DIMMABLE



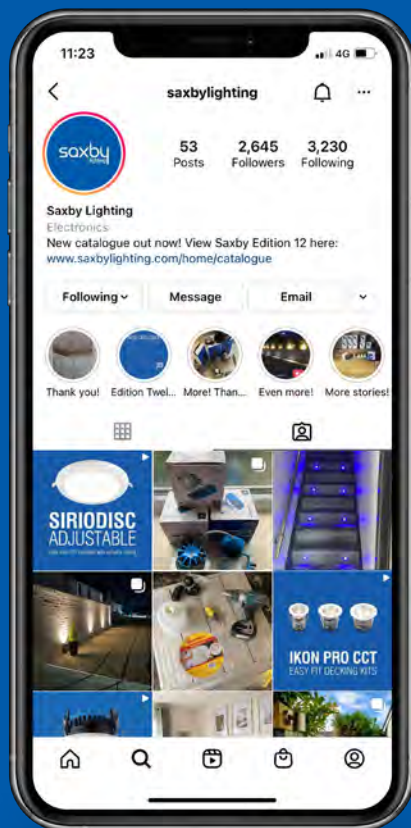
- Constructed from steel



Lampholder included

Code	Description	Finish	Lamp	Dimensions	Cut Out	Min Void
70417	Converse bezel	Matt white	GU10 (required)	Proj: 14mm Dia: 140mm	Dia: 65 -125mm	150mm
52485	Converse bezel	Satin nickel	GU10 (required)	Proj: 14mm Dia: 140mm	Dia: 65 -125mm	150mm
70418	Converse bezel	Chrome plate	GU10 (required)	Proj: 14mm Dia: 140mm	Dia: 65 -125mm	150mm

STAY UP TO DATE WITH THE LATEST PRODUCT RELEASES FROM SAXBY LIGHTING



Follow us on Facebook,
Twitter, Instagram and LinkedIn





LED
COMPATIBLE



- Constructed from die cast aluminium alloy
- Angle of tilt: 30°
- Rotation: 355°



Lampholder included

Code	Description	Finish	Lamp	Dimensions	Cut Out	Min Void
78530	Xeno single	Matt white	GU10 (required)	Proj: 3mm Sq: 90mm	76 x 76mm	150mm
78531	Xeno twin	Matt white	2 x GU10 (required)	Proj: 3mm L: 180mm W: 90mm	79 x 168mm	150mm
78532	Xeno triple	Matt white	3 x GU10 (required)	Proj: 3mm L: 270mm W: 90mm	79 x 258mm	150mm
52407	Xeno single	Aluminium	GU10 (required)	Proj: 3mm Sq: 90mm	76 x 76mm	150mm
52408	Xeno twin	Aluminium	2 x GU10 (required)	Proj: 3mm L: 180mm W: 90mm	79 x 168mm	150mm
52409	Xeno triple	Aluminium	3 x GU10 (required)	Proj: 3mm L: 270mm W: 90mm	79 x 258mm	150mm
94795	Xeno single	Matt black	GU10 (required)	Proj: 3mm Sq: 90mm	76 x 76mm	150mm
94796	Xeno twin	Matt black	2 x GU10 (required)	Proj: 3mm L: 180mm W: 90mm	79 x 168mm	150mm
94797	Xeno triple	Matt black	3 x GU10 (required)	Proj: 3mm L: 270mm W: 90mm	79 x 258mm	150mm

TETRA

Ultra slim profile with a sleek design

 **2YR**
WARRANTY

 CLASS 2

 DIMMABLE

 **30°**
TILT

LED
COMPATIBLE



- Constructed from aluminium alloy
- Brushed silver anodised finish
- Angle of tilt: 30°



Lampholder included

Code	Description	Lamp	Dimensions	Cut out	min void
52403	Tetra single	GU10 (required)	Proj: 5mm Sq: 92mm	Dia: 80mm	150mm
52404	Tetra twin	2 x GU10 (required)	Proj: 5mm L: 175mm W: 92mm	80 x 165mm	150mm
52405	Tetra triple	3 x GU10 (required)	Proj: 5mm L: 260mm W: 92mm	80 x 245mm	150mm

RECESSED DOWNLIGHT



LED
COMPATIBLE



- Constructed from steel and die cast aluminium alloy
- Min void: 105mm

Code	Description	Finish	Lamp	Dimensions	Cut Out	Tilt
78533	Garrix single	Matt white	GU10 (required)	D: 103mm Sq: 110mm	Sq: 100mm	20°
78534	Garrix twin	Matt white	2 x GU10 (required)	D: 103mm L: 205mm W: 110mm	190 x 100mm	20°
78535	Garrix single	Silver	GU10 (required)	D: 103mm Sq: 110mm	Sq: 100mm	20°
78536	Garrix twin	Silver	2 x GU10 (required)	D: 103mm L: 205mm W: 110mm	190 x 100mm	20°


AXIAL ROUND

High performance LED adjustable wall washers

NEW
OPTIONS



UP TO
3500
LUMENS

- 
5YR
WARRANTY
- 
 CLASS 2
- 
 COB
- 
80
CRI
- 
355°
ROTATION



Recess functionality

- Constructed from die cast aluminium alloy & clear glass
- Matt white finish
- Rotation: 355°
- Triac dimmable and DALI dimmable options available

Code	Description	Lamp	K	LM	LM/W	Dimensions	Min Void	Cut Out	Tilt
99552	NEW Axial round	9W LED module (COB)	3000	750	83	Proj: 75mm Dia: 90mm	75mm	Dia: 77mm	60°
99553	NEW Axial round	15W LED module (COB)	3000	1200	80	Proj: 92mm Dia: 102mm	85mm	Dia: 95mm	60°
99554	NEW Axial round	30W LED module (COB)	3000	2800	93	Proj: 125mm Dia: 140mm	120mm	Dia: 125mm	60°
99555	NEW Axial round	36W LED module (COB)	3000	3500	97	Proj: 140mm Dia: 159mm		Dia: 145mm	60°
78537	Axial round	9W LED module (COB)	4000	750	83	Proj: 75mm Dia: 90mm	75mm	Dia: 77mm	60°
78538	Axial round	15W LED module (COB)	4000	1200	80	Proj: 92mm Dia: 102mm	85mm	Dia: 90mm	60°
78540	Axial round	30W LED module (COB)	4000	2800	93	Proj: 125mm Dia: 140mm	120mm	Dia: 125mm	60°
99556	NEW Axial round	36W LED module (COB)	4000	3500	97	Proj: 140mm Dia: 159mm		Dia: 145mm	60°
92514	Emergency LED conversion kit				-		-	-	-
97818	Emergency LED conversion kit - Self Test				-		-	-	-

RECESSED DOWNLIGHT

AXIAL RECTANGULAR

High performance LED adjustable wall washers




3200
LUMENS



- Constructed from die cast aluminium alloy & clear glass
- Matt white finish
- 35W LED module (COB)
- Triac dimmable and DALI dimmable options available

Code	Description	K	LM	LM/W	Dimensions	Min Void	Cut Out	Tilt
78542	Axial rectangular 35W	4000	3200	91	Proj: 108mm L: 232mm W: 146mm	110mm	130 x 220mm	60°
92514	Emergency LED conversion kit				-	-	-	-
97818	Emergency LED conversion kit - Self Test				-	-	-	-

Order online www.saxbytrade.com



ULTRA SLIM
15MM PROFILE



RECESS & SURFACE
MOUNT OPTIONS



ADJUSTABLE BRACKET
65MM-250MM



3YR
WARRANTY

SIRIODISC ADJUSTABLE

Ultra slim LED luminaire with versatile mount

The SirioDISC adjustable is an ideal choice for all office and corridor lighting. The ultra slim profile can be placed into the slimmest of voids and the adjustable back means it can fit in any size hole in the ceiling and it can be easily surface mounted as well. The edge lit technology and high power SMD LEDs offer an even, superior light output, with no dark spots and reduce glare.

SIRIODISC ADJUSTABLE

Ultra slim LED luminaire with versatile mount

 **3YR**
WARRANTY

 CLASS 2

 SMD

 **80**
CRI

 **4**
SDCM


 **120°**
BEAM

1450
LUMENS

ADJUSTABLE
BRACKET

**RECESS &
SURFACE**
MOUNT
OPTIONS

TPB



- Constructed from polycarbonate
- Textured matt white finish
- 18W LED module (SMD)

Supplied with a unique adjustable bracket allowing for installation in a cut-out from 65-205mm

Surface Mount



Recessed



Code	Description	K	LM	LM/W	Dimensions	Min Void	Cut out
78541	SirioDISC Adjustable 18W	4000	1450	81	H: 15mm Dia: 230mm	15mm	Dia: 65-205mm

Order online www.saxbytrade.com



RECESSED DOWNLIGHT

SIRIODISC

Ultra slim, high lumen LED fitting



UP TO
1900
LUMEN

ULTRA
SLIM
PROFILE



TPB

ULTRA slim profile
Only 20mm in height

Push fit connection
Making installation quick & easy

High lumen output
Up to 1900 lumens in a choice of temperatures

Spring clips
Holds securely in place



- Constructed from die cast aluminium alloy & frosted acrylic
- Matt white finish
- LED module (SMD)

Traic dimmable and DALI dimmable drivers available

Code	Description	K	LM	LM/W	Dimensions	Cut Out
90956	SirioDISC 6W	3000	420	70	Proj: 3mm Dia: 120mm H: 20mm	Dia: 105mm
90955	SirioDISC 6W	4000	420	70	Proj: 3mm Dia: 120mm H: 20mm	Dia: 105mm
73811	SirioDISC 12W	3000	900	75	Proj: 3mm Dia: 170mm H: 20mm	Dia: 158mm
73719	SirioDISC 12W	4000	900	75	Proj: 3mm Dia: 170mm H: 20mm	Dia: 158mm
73812	SirioDISC 18W	3000	1400	78	Proj: 3mm Dia: 225mm H: 20mm	Dia: 205mm
73720	SirioDISC 18W	4000	1400	78	Proj: 3mm Dia: 225mm H: 20mm	Dia: 205mm
73813	SirioDISC 24W	3000	1900	79	Proj: 3mm Dia: 300mm H: 20mm	Dia: 280mm
73810	SirioDISC 24W	4000	1900	79	Proj: 3mm Dia: 300mm H: 20mm	Dia: 280mm
92514	Emergency LED conversion kit		-	-	-	-
97818	Emergency LED conversion kit - Self Test		-	-	-	-

Order online www.saxbytrade.com



6K / 4K / 3K
CCT SWITCH



8W / 6W / 4W / 2W
WATT SWITCH



120°
BEAM



RECESS & SURFACE
MOUNT OPTIONS

STRATUSDISC CCT

Wattage selectable at the back, backlit CCT downlight

The StratusDISC is our new back lit round panel, an ideal choice for all office and corridor lighting. The back lit technology and high power SMD LEDs offer an even, superior light output, with no dark spots and reduced glare. Quick and easy to install into shallow ceilings utilising a tool-less push fit terminal block, alternatively clip into the surface mount kit in the matter of seconds.

NEW
PRODUCT

STRATUSDISC CCT

Colour selectable at the wall, backlit CCT LED downlight



UP TO
880
LUMENS

**RECESS &
SURFACE**
MOUNT
OPTIONS



- White abs plastic
- Constructed from abs plastic & polycarbonate
- CCT colour switch at the back, or change colour on the wall switch options



Wattage and CCT switches

Code	Description	Finish	K	LM	LM/W	Dimensions	Cut Out
98450 NEW	StratusDisc CCT	Matt white	3000/4000/6000	880	110	Proj: 35mm Dia: 125mm	110mm
98451 NEW	StratusDisc CCT Surface Mount	Matt white	-	-	-	Proj: 40mm H: 125mm W: 135mm	-

Order online www.saxbytrade.com

LAMPHOLDER & FAST FIX BOX

Range of lamp holders for GU10 and MR16 lamps



Code	Description	Dimensions
LHGU10	GU10 lampholder 50W	H: 88mm W: 25mm L: 185mm
LHGU53	MR16 lampholder 50W	H: 15mm W: 15mm L: 160mm
78263	GU10 lampholder & fast fix box 50W	H: 30mm W: 45mm L: 240mm

HEATGUARD

Intumescent downlight hoods


2YR
WARRANTY


FIRE RATED
60 MINS

EASY
INSTALL



Code	Description	Dimensions	Min Void
FH150	Heatguard small (round)	H: 150mm Dia: 150mm	165mm
50005	Heatguard medium (square)	H: 250mm Sq: 250mm	300mm
50006	Heatguard large (square)	H: 210mm Sq: 350mm	250mm

Order online www.saxbytrade.com



COMMERCIAL

From complex high bays, to budget battens, Saxby Lighting has it all. We have a wide selection of commercial fittings that are ideal for working environments, whether it's a warehouse or an office, Saxby Lighting has the solution.

PANEL	58
SUSPENSION	65
BATTEN	67
HIGH BAY	78
LOW BAY	82
BULKHEAD	84
FLUSH	92
TRACK	98



BACK LIT
TECHNOLOGY



CCT OPTION
AVAILABLE



ECO AND PRO
VERSIONS



FAST FIX
TERMINALS

STRATUS

Backlit LED panel complete with fast fix LED driver and loop in loop out integrated connector

The Stratus range of backlit LED panels offers superior light distribution and proven reliability. White painted steel body, backlit LED module with high efficiency optical design and opal diffuser suitable for use in 15mm or 24mm standard exposed grid ceilings. The range comprises of Eco and Pro versions, including high lumen output, CCT and IP44 options.

STRATUS ECO

Backlit LED panel



4000
LUMENS



- Backlit panel
- Constructed from aluminium alloy, steel & polystyrene
- 40W LED module (SMD)
- White finish

Code	Description	Watt	K	LM	LM/W	Dimensions
81024	Stratus Eco	40W	4000	4000	100	Sq: 595mm H: 30mm
81025	Stratus Eco	40W	6000	4000	100	Sq: 595mm H: 30mm
92514	Emergency LED conversion kit	-	-	-	-	-
97818	Emergency LED conversion kit - Self Test	-	-	-	-	-
81007	Triac dimmable driver	40W	-	-	-	-
92246	Dali dimmable driver	44W	-	-	-	-

Order online www.saxbytrade.com

STRATUS PRO

Backlit LED panel complete with fast fix LED driver and loop in loop out integrated connector

 **5YR**
WARRANTY

 **CLASS 3**

 **120°**
BEAM


 **SMD**

 **80**
CRI

UP TO
6000
LUMENS

TPB

FAST
FIX



- Wide PCB of light sources (SMD) with super heat radiation, low decay of light and long lifespan.
- High brightness and efficiency with even light distribution, no bright spots, no dark areas.
- No discolouring of the diffuser over time (yellowish diffuser problem of conventional edge-lit LED panels).
- Pmma optic lenses with high light transmission rate, and larger beam angle.
- Emergency LED conversion kits available (92514 & 97818), see page 296/297
- Fast fix connector not included with 92276 & 92277

Code	Description	Watt	K	LM	LM/W	Dimensions
92272	Stratus Pro	40W	3000	3600	90	Sq: 595mm H: 30mm
92273	Stratus Pro	40W	4000	3700	93	Sq: 595mm H: 30mm
92274	Stratus Pro	40W	6000	3700	93	Sq: 595mm H: 30mm
92270	Stratus Pro High Lumen	32W	4000	3360	105	Sq: 595mm H: 30mm
92542	Stratus Pro High Lumen	40W	4000	3700	93	W: 295mm L: 1195mm H: 30mm
92276	Stratus Pro High Lumen	50W	4000	6000	120	W: 595mm L: 1195mm H: 30mm
92277	Stratus Pro High Lumen	50W	6000	6000	120	W: 595mm L: 1195mm H: 30mm
81007	Triac dimmable driver	40W	-	-	-	-
98449	Triac dimmable driver	40/50W	-	-	-	-
92246	Dali dimmable driver	44W	-	-	-	-
92247	Dali dimmable driver	60W	-	-	-	-

COMMERCIAL PANEL

STRATUS UGR19

Backlit LED panel complete with fast fix LED driver and loop in loop out integrated connector




3400
LUMENS

TPB

UGR
<19

FAST
FIX

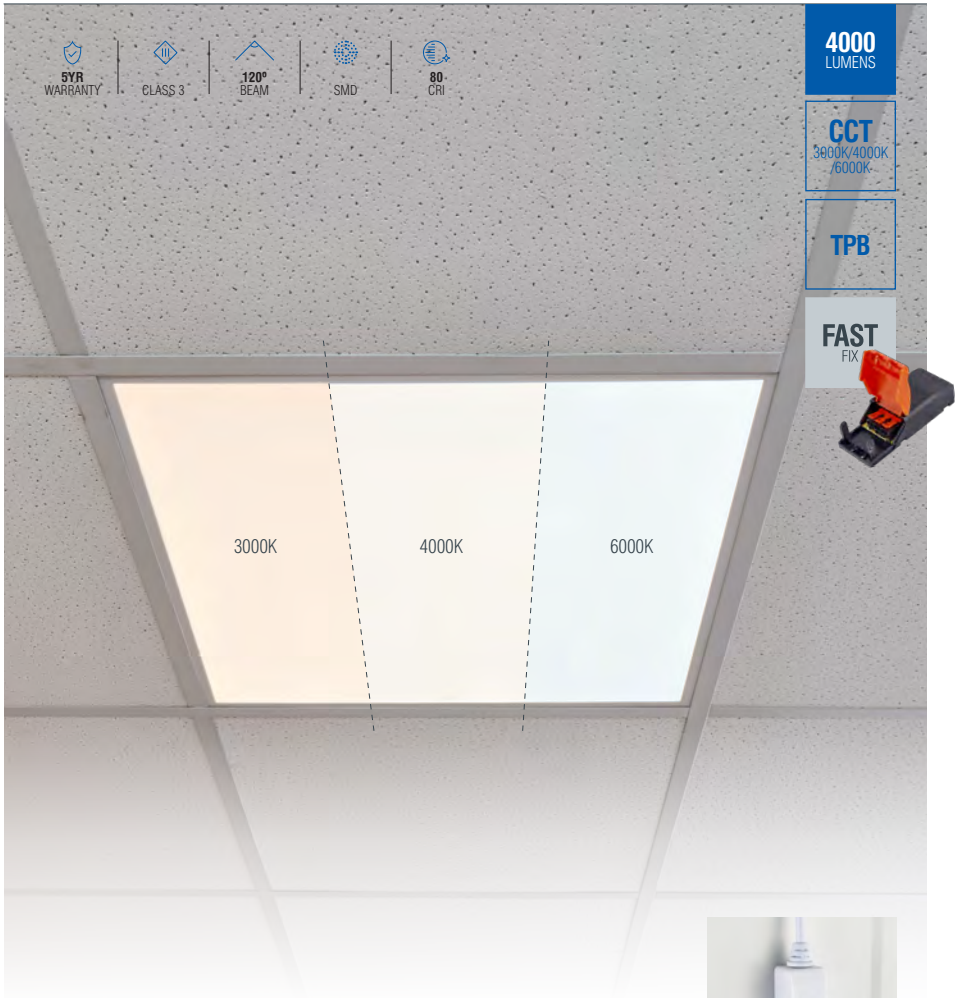


- Constructed from aluminium alloy, steel & polystyrene
- 40W LED module (SMD)
- White finish
- Emergency LED conversion kits available (92514 & 97819), see page 296/297

Code	Description	Watt	K	LM	LM/W	Dimensions
81026	Stratus 40W UGR19	40W	4000	3400	85	Sq: 595mm H: 30mm
81007	Triac dimmable driver	40W	-	-	-	-
92246	Dali dimmable driver	44W	-	-	-	-

STRATUS CCT

Backlit LED panel complete with fast fix LED driver and loop in loop out integrated connector



- Constructed from aluminium alloy, steel & polystyrene
- 40W LED module (SMD)
- White finish
- Emergency LED conversion kits available (92514 & 97818), see page 276/277



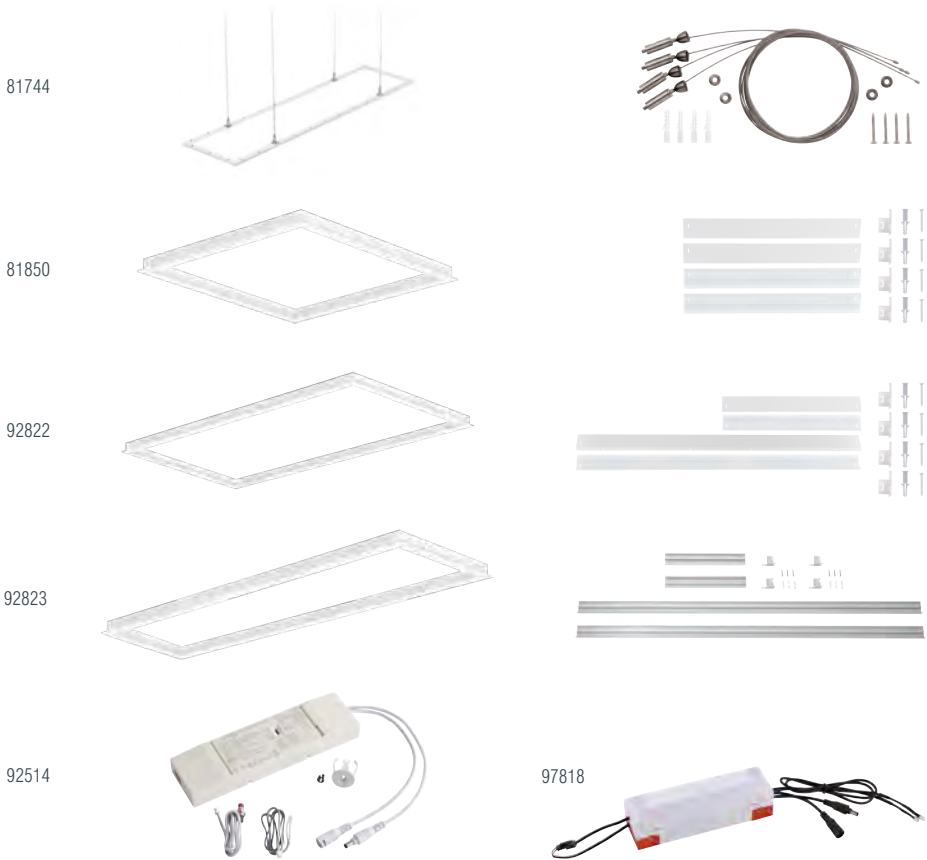
CCT switch

Code	Description	Watt	K	LM	LM/W	Dimensions
92543	Stratus CCT IP44	40W	3000 / 4000 / 6000	4000	100	Sq: 595mm H: 30mm
81007	Triac dimmable driver	40W	-	-	-	-
92246	Dali dimmable driver	44W	-	-	-	-

COMMERCIAL PANEL

STRATUS ACCESSORIES


Accessories for the Stratus range



Code	Description	Finish	Dimensions
81744	Stratus Suspension Kit (4 cables)	Bright zinc	L: 200-1000mm
81850	Surface Mount Kit (for 595 x 595mm)	Gloss white	Sq: 600mm H: 68mm
92822	Surface Mount Kit (for 1195 x 595mm)	Gloss white	-
92823	Surface Mount Kit (for 1195 x 295mm)	Gloss white	-
91237	Recess Clip Kit (14 clips)	-	-
92514	Emergency LED conversion kit	-	-
97818	Emergency LED conversion kit - Self Test	-	-

SIRIO FRAME

Innovative luminaire providing a decorative frame of light



- Constructed from aluminium alloy & opal polycarbonate
- Gloss white finish
- 40W LED module (SMD)

Code	Description	Watt	K	LM	LM/W	Dimensions
78546	Sirio frame	40W	4000	4000	100	Sq: 590mm H: 18mm
92514	Emergency LED conversion kit	-	-	-	-	-
97818	Emergency LED conversion kit - Self Test	-	-	-	-	-
81007	Triac dimmable driver	40W	-	-	-	-
92246	Dali dimmable driver	44W	-	-	-	-

COMMERCIAL PANEL

5YR WARRANTY

CLASS 1

SMD

80 CRI

UP TO
3600
LUMENS

LINKABLE

UP/DOWN
LIGHT

FLICKER
FREE

Link using corner pieces

92521

92522

92523

- Constructed from aluminium alloy & frosted polycarbonate
- Max. connect power 400W

Code	Description	Finish	K	LM	LM/W	Dimensions
78978	Kingsley 40W	Silver anodised	4000	3600	90	H: 94.2-1500mm W: 20mm L: 1498mm
92520	Kingsley 25W	Silver anodised	4000	2000	80	H: 94.2-1500mm W: 20mm L: 610mm
92521	90 Degrees Corner 3W	Silver anodised	4000	350	117	H: 94.2mm W: 138mm L: 138mm
92522	60 Degrees Corner 3W	Silver anodised	4000	350	117	H: 94.2mm W: 138mm L: 138mm
92523	135 Degrees Corner 3W	Silver anodised	4000	350	117	H: 94.2mm W: 138mm L: 138mm

BORDE CCT

Sleek, simple linear LED fitting

 **5YR**
WARRANTY

 CLASS 1

 SMD

 **80**
CRI

 **120°**
BEAM

UP TO
3700
LUMENS



- Constructed from aluminium alloy & polycarbonate
- Silver finish
- Suspension kit included




91952 - Surface mount kit



CCT switch

Twin CCT version coming soon, see SaxbyTrade.com for latest product releases

Code	Description	Lamp	K	LM	LM/W	Dimensions
59995	Borde single	26W LED module (SMD)	3000/4000/6000	1700	65	H: 200-1500mm L: 1494mm W: 68mm
59996	Borde twin	2 x 26W LED module (SMD)	3000/4000/6000	3700	71	H: 200-1500mm L: 1494mm W: 156mm
91952	Surface mount kit	 2YR	-	-	-	-

COMMERCIAL SUSPENSION

ECOLINEAR

Super slim LED batten


5YR
WARRANTY


CLASS 2


SMD


80
CRI


5
SDCM


140°
BEAM

UP TO
2500
LUMENS

FLICKER
FREE



- Constructed from polycarbonate & aluminium alloy
- Matt white finish



Suspension clips for easy installation

Code	Description	Lamp	K	LM	LM/W	Dimensions
90129	EcoLinear 4ft	18W LED module (SMD)	4000	2150	119	Proj: 47mm L: 1200mm W: 29mm
73534	EcoLinear 5ft	22W LED module (SMD)	4000	2500	114	Proj: 44mm L: 1500mm W: 28.5mm

Order online www.saxbytrade.com



**PUSH FIT
TERMINALS**



**BESA BOX
COMPATIBLE**



**4FT, 5FT & 6FT
LENGTHS**



**EMERGENCY
AVAILABLE**

RULAR

High performance, slimline LED batten

The Rular offers comparable performance to T8 products. Using the latest in LED technology coupled with high performance light diffusion materials to eliminate the LED spots that you can get on other products. The smart design means that they can be used in a variety of locations, from offices and corridors to garages and utility rooms. These have significant energy savings when compared to fluorescent products, saving money with no sacrifices in light output. Available in a variety of lengths, lumen outputs and emergency versions.

- 5YR** WARRANTY
- CLASS 1
- SMD
- 80** CRI

UP TO 8250 LUMENS

UP TO 122 LM/W

BESA BOX COMPATIBLE

DALI OPTION AVAILABLE

FAST FIX

- Constructed from polycarbonate & steel
- Gloss white finish
- Dali option available

94056

Fast fix

Code	Description	Lamp	K	LM	LM/W	Dimensions
78554	Rular 4ft standard	24.5W LED module (SMD)	4000	3000	122	L: 1200mm Proj: 66mm W: 59mm
78555	Rular 5ft standard	41W LED module (SMD)	4000	5000	122	L: 1500mm Proj: 66mm W: 59mm
78556	Rular 6ft standard	52W LED module (SMD)	4000	6220	120	L: 1800mm Proj: 66mm W: 59mm
78557	Rular 4ft high lumen	42.5W LED module (SMD)	4000	5100	120	L: 1200mm Proj: 66mm W: 59mm
78558	Rular 5ft high lumen	65.5W LED module (SMD)	4000	7900	121	L: 1500mm Proj: 66mm W: 59mm
78559	Rular 6ft high lumen	68.5W LED module (SMD)	4000	8250	120	L: 1800mm Proj: 66mm W: 59mm
94056	Rular sensor	See Saxbytrade.com for more details				H: 23mm W: 37mm L: 80mm
96850	Rular corridor kit	See Saxbytrade.com for more details				-

RULAR EMERGENCY

Direct replacement for T8 fluorescent battens

 **5YR**
WARRANTY

 **CLASS 1**

 **SMD**

 **3HR**
EMERGENCY

 **80**
CRI

 **6**
SDCM

UP TO
8250
LUMENS

UP TO
122
LM/W

BESA
BOX
COMPATIBLE

DALI
OPTION
AVAILABLE

FAST
FIX



94056



Fast fix

- Constructed from polycarbonate & steel
- Gloss white finish
- Emergency maintained fitting
- Battery warranty 2 years (replaceable)

Code	Description	Lamp	K	LM	LM/W	Dimensions
78560	Rular 4ft standard EM	24.5W LED module (SMD)	4000	3000	122	L: 1200mm Proj: 66mm W: 59mm
78561	Rular 5ft standard EM	41W LED module (SMD)	4000	5000	112	L: 1500mm Proj: 66mm W: 59mm
78562	Rular 6ft standard EM	52W LED module (SMD)	4000	6220	120	L: 1800mm Proj: 66mm W: 59mm
78563	Rular 4ft high lumen EM	42.5W LED module (SMD)	4000	5100	120	L: 1200mm Proj: 66mm W: 59mm
78564	Rular 5ft high lumen EM	65.5W LED module (SMD)	4000	7900	121	L: 1500mm Proj: 66mm W: 59mm
78565	Rular 6ft high lumen EM	68.5W LED module (SMD)	4000	8250	120	L: 1800mm Proj: 66mm W: 59mm
94056	Rular sensor	See Saxbytrade.com for more details				H: 23mm W: 37mm L: 80mm
96850	Rular corridor kit	See Saxbytrade.com for more details				-

COMMERCIAL BATTEN

MICROWAVE PRESENCE DETECTOR

Innovative microwave presence detector


2YR
WARRANTY


CLASS 2



This unit can control multiple lights at one time. Simply wire this into one batten, wire the battens you wish to operate in same loop, to turn them on or off

- Constructed from frosted & white abs plastic
- 360° / 150° detection angle, 12m dia 6m height range with a 10 sec - 30 min timer function, 0 Lux to 50 Lux range
- The unit can control a 800W resistive load and 400W driver load



Shown with Rular (78560)

Code	Description	Dimensions
73352	Microwave presence detector IP65	H: 65mm W: 72mm L: 140mm

Order online www.saxbytrade.com

LINEAR PRO

High performance LED linear batten

 **5YR**
WARRANTY

 **CLASS 1**

 **SMD**

 **80**
CRI

 **120°**
BEAM

UP TO
9900
LUMENS

UP TO
131
LM/W

FLICKER
FREE

FAST
FIX



powered by
TRIDONIC

- Constructed from polycarbonate & steel
- Gloss white finish
- Compatible with Microwave presence detector 73352, see page 71



Fast fix

Code	Description	Lamp	K	LM	LM/W	Dimensions
72365	Linear Pro 5ft single	47.5W LED module (SMD)	4000	6200	131	L: 1532mm Proj: 61.5mm W: 49mm
72366	Linear Pro 6ft single	54.5W LED module (SMD)	4000	7100	130	L: 1795mm Proj: 61.5mm W: 49mm
72368	Linear Pro 5ft twin	77W LED module (SMD)	4000	9900	129	L: 1532mm Proj: 71mm W: 100mm

COMMERCIAL BATTEN

LINEAR PRO EMERGENCY

High performance LED linear battens

- 
5YR
WARRANTY
- 
CLASS 1
- 
SMD
- 
3HR
EMERGENCY
- 
80
CRI
- 
120°
BEAM

UP TO
9900
LUMENS

UP TO
131
LM/W

FLICKER
FREE

EMERGENCY
MAINTAINED
FITTING

FAST
FIX



powered by

TRIDONIC

- Constructed from polycarbonate & steel
- Gloss white finish
- Compatible with Microwave presence detector 73352, see page 71
- Battery warranty 2 years (replaceable)



Fast fix

Code	Description	Lamp	K	LM	LM/W	Dimensions
72371	Linear Pro 5ft single EM	47.5W LED module (SMD)	4000	6200	131	L: 1532mm Proj: 61.5mm W: 49mm
72372	Linear Pro 6ft single EM	54.5W LED module (SMD)	4000	7100	130	L: 1795mm Proj: 61.5mm W: 49mm
72374	Linear Pro 5ft twin EM	77W LED module (SMD)	4000	9900	129	L: 1532mm Proj: 71mm W: 100mm

Order online www.saxbytrade.com

MORDAX


IP65 Anti-corrosive LED battens



UP TO
8200
LUMENS

UP TO
122
LM/W

DALI
OPTION
AVAILABLE



94057



91946



Shown with 91946



Fast fix

- Frosted polycarbonate finish
- Supplied with mounting brackets & anti-tamper clips.

Code	Description	K	LM	LM/W	Dimensions
72700	Mordax 4ft single IP65 22.6W	4000	2700	119	L: 1265mm Proj: 90mm W: 90mm
72701	Mordax 5ft single IP65 30.4W	4000	3700	122	L: 1565mm Proj: 90mm W: 90mm
72702	Mordax 6ft single IP65 34.8W	4000	4200	121	L: 1830mm Proj: 90mm W: 90mm
72703	Mordax 4ft high lumen IP65 43.5W	4000	4800	110	L: 1265mm Proj: 90mm W: 90mm
72704	Mordax 5ft high lumen IP65 55.6W	4000	6700	121	L: 1565mm Proj: 90mm W: 90mm
72705	Mordax 6ft high lumen IP65 74.4W	4000	8250	111	L: 1830mm Proj: 90mm W: 90mm
66786	Anti corrosive fourteen pack clip	2YR	-	-	H: 14mm W: 35mm L: 65mm
91946	Besa Box Accessory (2 pcs)	2YR	-	-	-
94057	Mordax sensor	See Saxbytrade.com for more details			H: 37.8mm W: 41mm L: 98mm
96851	Mordax corridor kit	See Saxbytrade.com for more details			-

COMMERCIAL BATTEN

MORDAX EMERGENCY

IP65 Anti-corrosive LED battens



UP TO
8200
LUMENS

UP TO
122
LM/W

DALI
OPTION
AVAILABLE



94057



Sensor fitted in batten



Anti corrosive clips (66786)



Fast fix

- Frosted polycarbonate finish
- Battery warranty 2 years (replaceable)
- Supplied with mounting brackets & anti-tamper clips.

Code	Description	K	LM	LM/W	Dimensions
72706	Mordax 4ft single EM IP65 22.6W	4000	2700	119	L: 1265mm Proj: 90mm W: 90mm
72707	Mordax 5ft single EM IP65 30.4W	4000	3700	122	L: 1565mm Proj: 90mm W: 90mm
72708	Mordax 6ft single EM IP65 34.8W	4000	4200	121	L: 1830mm Proj: 90mm W: 90mm
72709	Mordax 4ft high lumen EM IP65 43.5W	4000	4800	110	L: 1265mm Proj: 90mm W: 90mm
72710	Mordax 5ft high lumen EM IP65 55.6W	4000	6700	121	L: 1565mm Proj: 90mm W: 90mm
72711	Mordax 6ft high lumen EM IP65 74.4W	4000	8250	111	L: 1830mm Proj: 90mm W: 90mm
66786	Anti corrosive fourteen pack clip	2YR	Natural stainless steel	301	H: 14mm W: 35mm L: 65mm
91946	Besa Box Accessory (2 pcs)	2YR	-	-	-
94057	Mordax sensor	See Saxbytrade.com for more details			H: 37.8mm W: 41mm L: 98mm
96851	Mordax corridor kit	See Saxbytrade.com for more details			-

Order online www.saxbytrade.com

REEVE CONNECT

Connect up-to 15 fittings together, anti-corrosive LED battens

 **3YR**
WARRANTY

 **CLASS 2**

 **SMD**

 **IP65**
RATED

 **80**
CRI

 **120°**
BEAM

 **IK08**
RATED

UP TO
6000
LUMENS

LINKABLE
BATTENS

FLICKER
FREE



Connectable

- Opal & gloss white polycarbonate finish
- LED module (SMD)

Code	Description	K	LM	LM/W	Dimensions	Max. connect
75531	Reeve Connect 2FT IP65 18W	6500	1650	92	L: 665mm Proj: 43mm W: 74mm	15 fittings
75532	Reeve Connect 4FT IP65 36W	6500	3700	103	L: 1265mm Proj: 43mm W: 74mm	12 fittings
75533	Reeve Connect 5FT IP65 45W	6500	4000	89	L: 1565mm Proj: 43mm W: 74mm	12 fittings
75534	Reeve Connect 5FT High Lumen IP65 55W	6500	6000	109	L: 1565mm Proj: 43mm W: 74mm	8 fittings

COMMERCIAL BATTEN

NEW
OPTIONS

REEVE 2

Quick installation, anti-corrosive LED batten

 **3YR**
WARRANTY

 CLASS 2

 SMD

 IP65
RATED

 80
CRI

 120°
BEAM

 IK08
RATED

4000
LUMENS

SLIM
PROFILE



- Opal & gloss white polycarbonate finish
- 1.5m cable included

Code	Description	Lamp	K	LM	LM/W	Dimensions
99816	NEW Reeve 2 2FT IP65 18W	18W LED module (SMD)	6500	1650	92	L: 595mm Proj: 23mm W: 74mm
99817	NEW Reeve 2 4FT IP65 33W	33W LED module (SMD)	6500	3300	100	L: 1220mm Proj: 23mm W: 74mm
73536	Reeve 2 5FT IP65 45W	45W LED module (SMD)	6500	4000	89	L: 1560mm Proj: 25mm W: 75mm

Order online www.saxbytrade.com



IK10
RATED



IP65
RATED



3 WATTAGES
AVAILABLE



EMERGENCY
AVAILABLE

ALTUM

Energy efficient, heavy duty highbay

The Altum LED highbay produces a market leading 130Lm/W. Supplied as standard with 1 - 10V dimmable flicker-free driver. It features an IP65 rated die-cast aluminium body for enduring build-quality suited to industrial environments. Energy savings of up to 65% compared to metal halide, while maintenance costs are also significantly reduced thanks to a high thermal efficiency aluminium heatsink that leads to a low operating temperature and greater heat dissipation. Optional accessories include microwave sensors, adjustable installation bracket, remote control and a choice of diffusers.

 **5YR**
WARRANTY

 **CLASS 1**

 **SMD**

 **DIMMABLE**

 **IP65**
RATED

 **80**
CRI

 **120°**
BEAM

 **IK10**
RATED

UP TO
26000
LUMENS

130
LM/W

1-10V
DIMMABLE



- Constructed from aluminium alloy
- Matt black finish



Shown with 78580,
78752 & 78753



Shown with 78577 & 79397

Code	Description	Lamp	K	LM	LM/W	Dimensions
78573	Altum 100W	100W LED module (SMD)	6500	13000	130	H: 140mm Dia: 260mm
78574	Altum 150W	150W LED module (SMD)	6500	19500	130	H: 140mm Dia: 260mm
78575	Altum 200W	200W LED module (SMD)	6500	26000	130	H: 150mm Dia: 280mm
91361	Altum 100W EM	100W LED module (SMD)	6500	13000	130	H: 140mm Dia: 260mm
91362	Altum 150W EM	150W LED module (SMD)	6500	19500	130	H: 140mm Dia: 260mm
91363	Altum 200W EM	200W LED module (SMD)	6500	26000	130	H: 150mm Dia: 280mm

ALTUM ACCESSORIES

Accessories for the Altum range



78578



78579



78580



78752



78753



79397




78577



78774

- Microwave sensor accessory available, featuring step dimming options
- Microwave sensor: 360° (150° on a wall) detection angle, 10m max. range with a 5 sec - 30 min timer function, 5 Lux to 150 Lux range
- Remote control accessory to switch between the variety of sensor options, including step dimming

Code	Description	Finish	Dimensions
78578	Altum lens 60°	Clear prismatic	Dia: 180mm
78579	Altum lens 90°	Clear prismatic	Dia: 180mm
78580	Altum polycarbonate shade 70°	Clear prismatic	Dia: 410mm Proj: 267mm
78752	Altum polycarbonate shade bottom cover	Clear prismatic	Dia: 413mm Proj: 7mm
78753	Altum aluminium shade 90°	Brushed aluminium	Dia: 353mm Proj: 130mm
79397	Altum bracket	Matt black	H: 147mm W: 150mm Proj: 35mm
78577	Altum microwave sensor IP65	 Black plastic	Dia: 73.2mm W: 61.9mm L: 79.9mm
78774	Altum remote control	White ABS plastic	L: 540mm W: 140mm H: 12mm

OUR PRODUCTS



SAFE, FAST FIX
INSTALLATION



THE RIGHT PRODUCT
FOR THE JOB



MORE FUNCTIONALITY
THE RIGHT PRICE



INDUSTRY LEADING
WARRANTIES

OUR SERVICE



SAXBY TRADE
EXCLUSIVE PORTAL



TECHNICAL SUPPORT
LIGHTING DESIGN



NEXT DAY DELIVERY
4PM CUT OFF



MARKETING
SUPPORT



IK08
RATED



SURFACE
MOUNTED



SUSPENSION
KIT



5YR
WARRANTY

GAGE

Surface mounted or suspended LED low bay

The Gage LED linear low bay offers a smart solution for racked out areas, such as warehouses and distribution centres. Efficient and powerful SMD chips delivering up to 26000 lumens powered by a five year warranty driver, combined with an ultra efficient and thermally optimised housing, deliver outstanding lighting performances. The Gage can be surface mounted, suspended (accessories included). The Gage LED linear low bay is engineered to offer highly efficient retrofit solutions to provide fantastic energy cost savings in warehouses, factories, workshops, showrooms and more.

GAGE LINEAR

Surface mounted or suspended LED low bay

 **5YR**
WARRANTY

 CLASS 1

 SMD

 **80**
CRI

 **90°**
BEAM

 **IK08**
RATED

UP TO
26000
LUMENS



- Constructed from aluminium alloy & polycarbonate
- Matt black finish
- Suspension kit and surface mount bracket included



Surface mounted



Suspension kit

Code	Description	K	LM	LM/W	Dimensions
92311	Gage 100W	6500	13000	130	L: 568mm W: 108mm H: 68mm
92515	Gage 150W	6500	19500	130	L: 843mm W: 108mm H: 68mm
92516	Gage 200W	6500	26000	130	L: 1118mm W: 108mm H: 68mm

Order online www.saxbytrade.com



6K / 4K / 3K
CCT SWITCH



18W / 14W / 9W
WATT SWITCH



FAST-FIT HINGED
GEAR TRAY



PUSH-FIT
TERMINALS

HERO CCT

Saxby's signature all in one bulkhead

Saxby's signature bulkhead, Hero CCT, covers multiple wattage and temperature requirements in one unit. Available in Standard, Emergency, Microwave and Corridor variants and supported by a full range of accessories to suit all environments. Supplied with white bezel as standard; chrome option available, in addition to eyelids and grills in white, black and grey. The fast-fit hinged gear tray, and push-fit connector makes it perfect for efficient, hassle-free installation. The IP65, slim profile and IK10 rating further ensure it is robust enough for public spaces indoors and outdoors.







HERO CCT

All in one bulkhead



UP TO
1800
LUMENS

HINGED
GEAR
TRAY



- Construction and finish: opal polycarbonate and matt white textured
- Complete with LED driver
- 9/14/18W LED module (SMD) CCT
- K: 3000/4000/6000
- Lm: 900/1400/1800
- Lm/W: 100
- Proj: 74mm Dia: 316mm

Hinged gear tray



Selectable wattage



Fast fix connector

Code	Description	Finish	K	LM	LM/W	Dimensions
95539	Hero	Gloss white	3000/4000/6000	1800	100	Proj: 74mm Dia: 316mm
95540	Hero emergency	Gloss white	3000/4000/6000	1800	100	Proj: 74mm Dia: 316mm
95541	Hero microwave	Gloss white	3000/4000/6000	1800	100	Proj: 74mm Dia: 316mm
95542	Hero microwave emergency	Gloss white	3000/4000/6000	1800	100	Proj: 74mm Dia: 316mm
95543	Hero corridor	Gloss white	3000/4000/6000	1800	100	Proj: 74mm Dia: 316mm
95544	Hero corridor emergency	Gloss white	3000/4000/6000	1800	100	Proj: 74mm Dia: 316mm

COMMERCIAL BULKHEAD

HERO CCT BEZELS

All in one bulkhead



Code	Description	Finish	Dimensions
95545	Hero chrome plain bezel	Chrome effect polycarbonate	H: 48mm Dia: 316mm
95546	Hero white eyelid bezel	Matt white abs plastic	H: 64mm Dia: 316mm
95547	Hero white grill bezel	Matt white abs plastic	H: 65mm Dia: 317mm
95548	Hero black plain bezel	Gloss black abs plastic	H: 48mm Dia: 316mm
95549	Hero black eyelid bezel	Matt black abs plastic	H: 64mm Dia: 316mm
95550	Hero black grill bezel	Matt black abs plastic	H: 65mm Dia: 317mm
95551	Hero anthracite grey plain bezel	Gloss anthracite grey abs plastic	H: 48mm Dia: 316mm
95552	Hero anthracite grey eyelid bezel	Matt anthracite grey abs plastic	H: 64mm Dia: 316mm
95553	Hero anthracite grey grill bezel	Matt anthracite grey abs plastic	H: 65mm Dia: 317mm

Order online www.saxbytrade.com

FORCA 12W

IP65, IK08; functional and sturdy bulkhead

5YR
WARRANTY

CLASS 2

SMD


IP65
RATED

80
CRI

IK08
RATED

1140
LUMENS

IP65
RATED



- Gloss white & opal polycarbonate finish
- 12W LED module (SMD)
- Comes complete with white plain bezel



Code	Description		K	LM	LW/W	Dimensions
77892	Forca IP65 12W		4000	1140	95	Proj: 90mm Dia: 340mm
77893	Forca Microwave IP65 12W		4000	1140	95	Proj: 90mm Dia: 340mm
77895	Forca EM IP65 12W		4000	1140	95	Proj: 90mm Dia: 340mm
77896	Forca EM Microwave IP65 12W		4000	1140	95	Proj: 90mm Dia: 340mm

COMMERCIAL BULKHEAD

FORCA 18W CCT

CCT, IP65, IK08; functional and sturdy bulkhead

 **5YR**
WARRANTY

 **CLASS 2**

 **SMD**

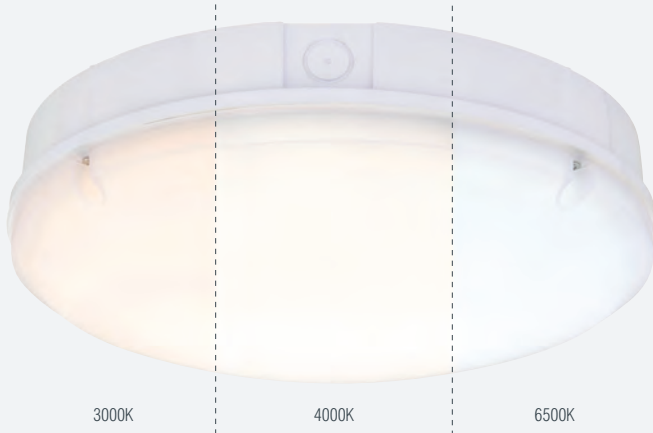
 **IP65**
RATED

 **80**
CRI

 **IK08**
RATED

1600
LUMENS

CCT
TECHNOLOGY



3000K






4000K

6500K



Hinged gear tray

- Gloss white & opal polycarbonate finish
- 18W LED module (SMD) CCT
- Supplied without bezel


Code	Description		K	LM	LM/W	Dimensions
77897	Forca CCT IP65 18W		3000/4000/6500	1600	89	Proj: 90mm Dia: 300mm
77898	Forca CCT MW IP65 18W		3000/4000/6500	1600	89	Proj: 90mm Dia: 300mm
77899	Forca CCT photocell IP65 18W		3000/4000/6500	1600	89	Proj: 90mm Dia: 300mm
77900	Forca CCT Step Dim IP65 18W		3000/4000/6500	1600	89	Proj: 90mm Dia: 300mm
77901	Forca CCT EM IP65 18W		3000/4000/6500	1600	89	Proj: 90mm Dia: 300mm
77902	Forca CCT EM + MW IP65 18W		3000/4000/6500	1600	89	Proj: 90mm Dia: 300mm
77903	Forca CCT EM + Step Dim IP65 18W		3000/4000/6500	1600	89	Proj: 90mm Dia: 300mm

Order online www.saxbytrade.com

FORCA BEZEL

Accessories for the Forca

Plain



Available in white, grey, black & chrome

Eyelid



Available in white, grey & black


Grill



Available in grey & black



78286 (pack of 4)



CODE	DESCRIPTION	FINISH	DIMENSIONS
77904	Forca bezel white plain bezel	Gloss white polycarbonate	Proj: 60mm Dia: 340mm
77905	Forca bezel white eyelid bezel	Matt white textured polycarbonate	Proj: 83mm Dia: 340mm
77907	Forca bezel grey plain bezel	Grey polycarbonate	Proj: 60mm Dia: 340mm
77908	Forca bezel grey eyelid bezel	Grey polycarbonate	Proj: 83mm Dia: 340mm
77909	Forca bezel grey grill bezel	Grey polycarbonate	Proj: 97mm Dia: 340mm
77910	Forca bezel black plain bezel	Matt black textured polycarbonate	Proj: 60mm Dia: 340mm
77911	Forca bezel black eyelid bezel	Matt black textured polycarbonate	Proj: 83mm Dia: 340mm
77912	Forca bezel black grill bezel	Matt black textured polycarbonate	Proj: 97mm Dia: 340mm
77913	Forca bezel chrome plain bezel	Chrome effect polycarbonate	Proj: 60mm Dia: 340mm
78286	Forca anti-theft screw pack	Steel	



1200
LUMENS



- Constructed from opal polycarbonate & ABS plastic
- Gloss white
- 16W LED module



Code	Description		Finish	K	LM	LM/W	Dimensions
46428	Vigor LED 16W Standard		Gloss White	4000	1200	75	Dia: 325mm Proj: 110mm
46429	Vigor LED 16W Emergency		Gloss White	4000	1200	75	Dia: 325mm Proj: 110mm
50695	Vigor LED 16W Microwave		Gloss White	4000	1200	75	Dia: 325mm Proj: 110mm
50952	Vigor LED 16W Emergency Microwave		Gloss White	4000	1200	75	Dia: 325mm Proj: 110mm

MONTANA

Stylish, flush LED light integrated with CCT technology

5YR
WARRANTY

CLASS 1

SMD

IP44
RATED

80
CRI

940
LUMENS

CCT
TECHNOLOGY

FAST
FIX



3000K


4000K

6500K



- Constructed from steel & polypropylene
- 15W LED module (SMD) CCT



Code	Description	Finish	K	LM	LM/W	Dimensions
74768	Montana round flush 15W	 Chrome plate	3000/4000/6500	940	63	Proj: 70mm Dia: 330mm
74767	Montana round flush 15W	Gloss white	3000/4000/6500	940	63	Proj: 70mm Dia: 330mm

COMMERCIAL FLUSH



SMART HALO

Smart ceiling light with LED Halo effect around the base of the fitting

- 3YR WARRANTY
- CLASS 2
- SMD
- DIMMABLE
- IP44 RATED
- 80 CRI

1440
LUMENS



Fast fix



Hang to help installation


- Constructed from polycarbonate & pmma plastic
- 18W LED module (SMD)
- For more information on SaxbySmart see page 10



saxbysmart[®]
INTELLIGENT LIGHTING

“Alexa, turn on the lights”

SaxbySmart is compatible with Amazon Echo and Google Home allowing you to control the lights directly using your own voice



Code	Description	Finish	K	LM	LM/W	Dimensions
96197	Smart Halo 18W	Opal	3000 & RGB	1440	80	H: 25mm Dia: 294mm

Order online www.saxbytrade.com



UNIQUE TWIST
LOCK PLATE



HALO
EFFECT



IK08
RATED



3YR
WARRANTY

NIMBUS CCT


Flush CCT LED downlight, suitable for bathrooms

The NimbusCCT is an interior semi flush fitting. There is a ring of LED's on the back of the fitting which illuminates; producing the halo effect when ceiling mounted. The NimbusCCT is supplied with a blue, red and yellow ring which can be clipped on the reverse of the fitting to give a coloured halo effect by simply clipping the ring into the slots on the reverse of the fitting. Choose from 3000K/4000K/6000K with the CCT switch. 12W/24W options available.



UP TO
2760
LUMENS


IP44



3000K

4000K

6000K



Unique twist lock plate



- Constructed from abs plastic & polycarbonate & steel
- Complete with integrated control gear
- 12W/24W LED module (SMD) CCT
- Suitable for bathroom zone 1 if used in conjunction with a 30MA RCD

Code	Description	Finish	K	LM	LM/W	Dimensions
99566	NEW Nimbus CCT flush 12W	Opal PC	3000/4000/6000	1320	110	Proj: 56mm Dia: 330mm
99767	NEW Nimbus CCT flush 24W	Opal PC	3000/4000/6000	2760	115	Proj: 56mm Dia: 330mm

COBRA CCT

Slimline flush luminaire integrated with the latest CCT technology

 **3YR**
WARRANTY

 CLASS 1

 SMD

 **IP44**
RATED

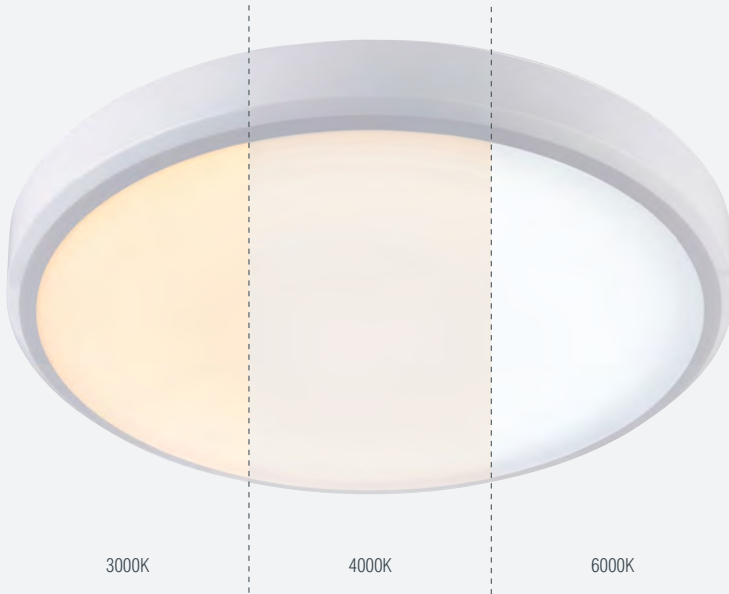
 **120°**
BEAM

 **80**
CRI

 **6**
SDCM

1200
LUMENS

CCT
TECHNOLOGY



- Constructed from polycarbonate & ABS plastic
- Complete with LED driver
- 15W LED module (SMD) CCT
- IIP44. Suitable for bathroom zone 2
- Suitable for bathroom zone 1 if used in conjunction with a 30MA RCD



Code	Description	Finish	K	LM	LM/W	Dimensions
94519	Cobra CCT 15W	White	3000/4000/6000	1200	80	H: 75mm Dia: 300mm
94520	Cobra CCT 15W	Chrome plate	3000/4000/6000	1200	80	H: 75mm Dia: 300mm

COMMERCIAL FLUSH

 **3YR**
WARRANTY

 CLASS 1

 SMD

 **IP44**
RATED

1100
LUMENS



- Constructed from steel & frosted PMMA plastic
- Gloss white finish

Code	Description	Lamp	K	LM	LM/W	Dimensions
78585	Broco	16W LED module (SMD)	3000	1100	69	Proj: 84mm Dia: 300mm
78586	Broco Microwave	16W LED module (SMD)	3000	1100	69	Proj: 84mm Dia: 300mm

TRACK

Providing for endless possibilities, ideas for display purposes



2YR
WARRANTY



CLASS 1



DIMMABLE



- Constructed from aluminium alloy & polycarbonate
- Includes 1 x live end & 1 x dead end

Code	Description	Finish	Dimensions
78654	Track 1m	White	L: 1000mm H: 17mm W: 35mm
78657	Track 2m	White	L: 2000mm H: 17mm W: 35mm
78660	Track 3m	White	L: 3000mm H: 17mm W: 35mm
78656	Track 1m	Silver	L: 1000mm H: 17mm W: 35mm
78659	Track 2m	Silver	L: 2000mm H: 17mm W: 35mm
78662	Track 3m	Silver	L: 3000mm H: 17mm W: 35mm
78655	Track 1m	Black	L: 1000mm H: 17mm W: 35mm
78658	Track 2m	Black	L: 2000mm H: 17mm W: 35mm
78661	Track 3m	Black	L: 3000mm H: 17mm W: 35mm

COMMERCIAL TRACK



- Constructed from die cast aluminium alloy & acrylic
- 38W LED module (COB)

Code	Description	Finish	K	LM	LM/W	Dimensions	Tilt	Rotation
79219	Cody track head 38W	Matt white	4000	3700	97	H: 175mm Dia: 90mm	90°	350°
79303	Cody track head 38W	Matt black	4000	3300	87	H: 175mm Dia: 90mm	90°	350°
94432	Cody track head 38W	Matt black	3000	3200	84	H: 175mm Dia: 90mm	90°	350°
94433	Cody track head 38W	Matt white	3000	3400	89	H: 175mm Dia: 90mm	90°	350°

PACTO

High performance, small and compact track head

 **5YR**
WARRANTY

 CLASS 1

 SMD

 DIMMABLE

 **80**
CRI

 **60°**
BEAM

UP TO
950
LUMENS

BUILT-IN
DRIVER



- Constructed from die cast aluminium alloy & acrylic
- 10W LED module

Code	Description	Finish	K	LM	LM/W	Dimensions	Tilt	Rotation
78959	Pacto track head 10W	Matt white	4000	950	95	H: 156mm W: 65mm D: 54mm	90°	350°
78960	Pacto track head 10W	Matt black	4000	850	85	H: 156mm W: 65mm D: 54mm	90°	350°
78961	Pacto track head 10W	Silver	4000	920	92	H: 156mm W: 65mm D: 54mm	90°	350°

COMMERCIAL TRACK

 **2YR**
WARRANTY

 CLASS 1

 DIMMABLE

LED
COMPATIBLE



- Constructed from steel & polycarbonate

Code	Description	Finish	Lamp	Dimensions	Tilt	Rotation
3TH139W	Conor track head	Gloss white	GU10 (required)	Proj: 128mm W: 37mm D: 90mm	90°	330°
78650	Conor track head	Matt black	GU10 (required)	Proj: 128mm W: 37mm D: 90mm	90°	330°
78651	Conor track head	Satin chrome	GU10 (required)	Proj: 128mm W: 37mm D: 90mm	90°	330°

MONTE

Fully adjustable track spotlight compatible with LED lamps

 **2YR**
WARRANTY

 CLASS 2

 DIMMABLE

LED
COMPATIBLE



- Constructed from steel & polycarbonate
- Tilt: 90°
- Rotation: 330°

Code	Description	Finish	Lamp	Dimensions
42315	Monte track head	Gloss white & chrome plate	GU10 (required)	Proj: 143mm W: 57mm D: 85mm
71899	Monte track head	Matt black & chrome plate	GU10 (required)	Proj: 143mm W: 57mm D: 85mm
42316	Monte track head	Satin chrome & chrome plate	GU10 (required)	Proj: 143mm W: 57mm D: 85mm

COMMERCIAL TRACK

BULLETT

Multi directional mains track head compatible with LED lamps

 **2YR**
WARRANTY

 CLASS 2

 DIMMABLE

LED
COMPATIBLE



Kit available in black, white and chrome



- Constructed from steel & ABS plastic

Kit contents: 3 heads, 1 x 1m track, 1 live end, 1 dead end & 1 internal track connector for connection of additional track

Code	Description	Finish	Lamp	Dimensions	Tilt	Rotation
48024	Bullett kit	Gloss white	3 x GU10 (required)	L: 1000mm Proj: 140mm W: 56mm	90°	330°
48025	Bullett kit	Satin chrome	3 x GU10 (required)	L: 1000mm Proj: 140mm W: 56mm	90°	330°
78649	Bullett kit	Matt black	3 x GU10 (required)	L: 1000mm Proj: 140mm W: 56mm	90°	330°
3TH113W	Bullett single head	Gloss white	GU10 (required)	H: 98mm W: 56mm Proj: 140mm	90°	330°
72718	Bullett single head	Satin chrome	GU10 (required)	H: 98mm W: 56mm Proj: 140mm	90°	330°
71886	Bullett single head	Matt black	GU10 (required)	H: 98mm W: 56mm Proj: 140mm	90°	330°

Order online www.saxbytrade.com

TRACK ACCESSORIES

Track suspension kit accessories



White	Black	Silver	Description	Dimensions
3TRAWI	71889	72721	Track central connector	L: 180mm H: 17mm W: 35mm
75538	71896	72728	Track pendant adaptor	L: 42mm H: 40mm W: 35mm
49145	71892	72724	Track dead End	L: 15mm H: 17mm W: 35mm
75535	71893	72725	Track flexible connector	L: 300mm H: 17mm W: 35mm
		81022	Track suspension kit Stainless Steel 3m	L: 3000mm Dia: 8mm

TRACK ACCESSORIES

Track suspension kit accessories



71894



71895



71888



71891



71890

White	Black	Silver	Description	Dimensions
75537	71895	72727	Track x connector	L: 182mm H: 17mm W: 182mm
3TRAWP	71888	72720	Track live end	L: 107mm H: 17mm W: 35mm
3TRAWIS	71890	72722	Track internal connector	L: 79mm H: 17mm W: 35mm
3TRAWL	71891	72723	Track I connector	L: 107mm H: 17mm W: 107mm
75536	71894	72726	Track t connector	L: 180mm H: 17mm W: 107mm

Order online www.saxbytrade.com



INTERIOR

Simple, stylish and modern, our interior lighting range covers all bases. We offer a range of spotlights, bars and wall lights. The minimalist design and choice of finishes mean that our products will fit in with any home décor.

SPOTLIGHT	106
WALL	115

AMALFI 1LT

Simple interior spotlights with a range of options and finishes


2YR
WARRANTY


CLASS 1


DIMMABLE

LED
COMPATIBLE



- Constructed from steel

Code	Description	Finish	Lamp	Dimensions	Tilt	Rotation
43281	Amalfi 1lt plate	Gloss white	GU10 (required)	Proj: 145mm Dia: 85mm	90°	350°
62521013	Amalfi 1lt plate	Satin nickel	GU10 (required)	Proj: 145mm Dia: 85mm	90°	350°
43277	Amalfi 1lt plate	Chrome plate	GU10 (required)	Proj: 145mm Dia: 85mm	90°	350°
60998	Amalfi 1lt plate	Antique brass	GU10 (required)	Proj: 145mm Dia: 85mm	90°	350°

INTERIOR SPOTLIGHT

AMALFI 2LT BAR

Simple interior spotlights with a range of options and finishes

 **2YR**
WARRANTY

 CLASS 1

 DIMMABLE

LED
COMPATIBLE



• Constructed from steel

Code	Description	Finish	Lamp	Dimensions	Tilt	Rotation
43282	Amalfi 2lt bar	Gloss white	GU10 (required)	Proj: 145mm L: 255mm W: 90mm	90°	350°
62521313	Amalfi 2lt bar	Satin nickel	GU10 (required)	Proj: 145mm L: 255mm W: 90mm	90°	350°
43278	Amalfi 2lt bar	Chrome plate	GU10 (required)	Proj: 145mm L: 255mm W: 90mm	90°	350°
60999	Amalfi 2lt bar	Antique brass	GU10 (required)	Proj: 145mm L: 255mm W: 90mm	90°	350°

Order online www.saxbytrade.com

AMALFI 3LT ROUND

Simple interior spotlights with a range of options and finishes



- Constructed from steel

Code	Description	Finish	Lamp	Dimensions	Tilt	Rotation
43283	Amalfi 3lt round	Gloss white	GU10 (required)	Proj: 145mm Dia: 190mm	90°	350°
62523413	Amalfi 3lt round	Satin nickel	GU10 (required)	Proj: 145mm Dia: 190mm	90°	350°
43279	Amalfi 3lt round	Chrome plate	GU10 (required)	Proj: 145mm Dia: 190mm	90°	350°
60997	Amalfi 3lt round	Antique brass	GU10 (required)	Proj: 145mm Dia: 190mm	90°	350°

INTERIOR SPOTLIGHT

AMALFI 4LT BAR

Simple interior spotlights with a range of options and finishes


2YR
WARRANTY


CLASS 1


DIMMABLE

LED
COMPATIBLE



- Constructed from steel

Code	Description	Finish	Lamp	Dimensions	Tilt	Rotation
60993	Amalfi 4lt bar	Gloss white	GU10 (required)	Proj: 175mm L: 594mm W: 90mm	90°	350°
60995	Amalfi 4lt bar	Satin nickel	GU10 (required)	Proj: 175mm L: 594mm W: 90mm	90°	350°
60991	Amalfi 4lt bar	Chrome plate	GU10 (required)	Proj: 175mm L: 594mm W: 90mm	90°	350°
60992	Amalfi 4lt bar	Antique brass	GU10 (required)	Proj: 175mm L: 594mm W: 90mm	90°	350°

Order online www.saxbytrade.com

AMALFI 6LT BAR

Simple interior spotlights with a range of options and finishes

 **2YR**
WARRANTY

 CLASS 1

 DIMMABLE

LED
COMPATIBLE



• Constructed from steel

Code	Description	Finish	Lamp	Dimensions	Tilt	Rotation
61002	Amalfi 6lt bar	Gloss white	GU10 (required)	Proj: 175mm L: 965mm W: 90mm	90°	350°
61003	Amalfi 6lt bar	Satin nickel	GU10 (required)	Proj: 175mm L: 965mm W: 90mm	90°	350°
61000	Amalfi 6lt bar	Chrome plate	GU10 (required)	Proj: 175mm L: 965mm W: 90mm	90°	350°
61001	Amalfi 6lt bar	Antique brass	GU10 (required)	Proj: 175mm L: 965mm W: 90mm	90°	350°

INTERIOR SPOTLIGHT

 **2YR**
WARRANTY

 CLASS 1

 DIMMABLE

LED
COMPATIBLE



- Constructed from steel

Code	Description	Finish	Lamp	Dimensions	Tilt	Rotation
73684	Arezzo 1lt plate	Matt white & chrome plate	GU10 (required)	Proj: 150mm Dia: 120mm	90°	350°
73685	Arezzo 3lt round	Matt white & chrome plate	3 x GU10 (required)	Proj: 150mm Dia: 240mm	90°	350°
73686	Arezzo 4lt bar	Matt white & chrome plate	4 x GU10 (required)	Proj: 150mm L: 722mm W: 85mm	90°	350°
73687	Arezzo 1lt plate	Satin chrome & chrome plate	GU10 (required)	Proj: 150mm Dia: 120mm	90°	350°
73688	Arezzo 3lt round	Satin chrome & chrome plate	3 x GU10 (required)	Proj: 150mm Dia: 240mm	90°	350°
73689	Arezzo 4lt bar	Satin chrome & chrome plate	4 x GU10 (required)	Proj: 150mm L: 722mm W: 85mm	90°	350°

PALERMO

Simple and stylish spotlight range



LED
COMPATIBLE



- Constructed from steel
- Brushed chrome & chrome plate finish

Code	Description	Lamp	Dimensions	Tilt	Rotation
65501077	Palermo 1lt plate	GU10 (required)	Proj: 110mm Dia: 80mm	90°	350°
65503477	Palermo 3lt round	3 x GU10 (required)	Proj: 110mm Dia: 190mm	90°	350°
65503177	Palermo 4lt bar	4 x GU10 (required)	Proj: 140mm L: 800mm W: 90mm	90°	350°

INTERIOR SPOTLIGHT

ODI

Stylish interior accent lighting


2YR
WARRANTY


CLASS 1


DIMMABLE

LED
COMPATIBLE



- Constructed from steel

Code	Description	Finish	Lamp	Dimensions
OD51004	Odi 2lt wall	Satin nickel	2 x GU10 (required)	Proj: 88mm H: 130mm W: 78mm

Order online www.saxbytrade.com

SHALE CCT

Contemporary up and down wall light

NEW
OPTION

 **3YR**
WARRANTY

 CLASS 1

 SMD

 **120°**
BEAM

550
LUMENS

CCT



- Constructed from aluminium alloy & frosted glass
- 9W LED module (SMD) CCT

Code	Description	Finish	K	LM	LM/W	Dimensions
98441	NEW Shale 1lt wall CCT	Matt white	3500/5000	550	61	Proj: 65mm H: 80mm W: 350mm
46395	Shale 1lt wall CCT	Brushed silver	3500/5000	550	61	Proj: 65mm H: 80mm W: 350mm

INTERIOR WALL

MADISON

Stylish and flexible LED wall or task light


3YR
WARRANTY


CLASS 1


SMD


120°
BEAM


TOGGLE
SWITCH

65
LUMENS



- Constructed from steel
- 1W LED module (SMD)

Code	Description	Finish	K	LM	LM/W	Dimensions
50605	Madison 11t wall	Chrome plate	3000	65	65	Proj: 181mm H: 250mm W: 45mm
50606	Madison 11t wall	Brushed chrome	3000	65	65	Proj: 181mm H: 250mm W: 45mm

Order online www.saxbytrade.com



**PLASTER
IN WALL**



**REPLACEABLE
MODULE**



**PAINT
OVER**



**3YR
WARRANTY**

ZEKE

Low level lighting

The Zeke is a trimless plaster-in wall light available in two sizes. Designed for use as a feature light, the subtly curved rear wall of the recess picks up the light evenly along the length of the fitting. When installed, the bond between luminaire and wall is completely trimless and seamless. This allows for an invisible interface between the fitting and the wall surface, so the end result looks as though its shape has been cast directly into the wall rather than added retrospectively.

 **3YR**
WARRANTY

 CLASS 2

120
LUMENS







92312



92313



- Removable/replaceable LED module
- Suitable for painting with standard emulsion paint



Code	Description	Lamp	K	LM	LM/W	Dimensions
92312	Zeke Square	1.5W LED SMD	3000	120	80	Sq: 101mm Proj: 49mm
92313	Zeke Rectangle	1.5W LED SMD	3000	120	80	H: 244mm W: 52mm Proj: 107mm

TOKO

Simple curved unglazed LED wall lights

 **3YR**
WARRANTY

 CLASS 2

 **LED**
HI POWER

230
LUMENS

AVAILABLE
IN TWO
SIZES

PAINT
TO MATCH
DECOR



- White plaster finish

Code	Description	Lamp	K	LM	LM/W	Dimensions
61639	Toko 1lt 200mm wall	3W LED Hi Power	3000	230	77	Proj: 85mm H: 120mm W: 200mm
61638	Toko 1lt 300mm wall	3W LED Hi Power	3000	230	77	Proj: 95mm H: 140mm W: 300mm

INTERIOR WALL

MINI CRESCENT

Simple LED curved wall light



- White plaster finish

Code	Description	Lamp	Dimensions
10401	Mini crescent 1lt wall	40W E27 GLS (required)	Proj: 163mm H: 120mm W: 398mm

Order online www.saxbytrade.com

CRESCENT

Simple LED curved wall light


3YR
WARRANTY


CLASS 2

460
LUMENS

PAINT
TO MATCH
DECOR



- White plaster finish

Code	Description	Lamp	K	LM	LM/W	Dimensions
61636	Crescent 2lt wall	2 x 2W LED Hi Power	3000	460	115	Proj: 50mm H: 160mm W: 100mm

INTERIOR WALL

BOX

Simple box design with a contemporary feel



PAINT
TO MATCH
DECOR



- Constructed from white plaster & frosted glass

Code	Description	Finish	Lamp	Dimensions
10400	Box 2lt wall	White plaster	2 x G9 (required)	Proj: 78mm H: 75mm W: 353mm

Order online www.saxbytrade.com

MORNINGTON

Compact LED plaster wall light


3YR
WARRANTY


CLASS 2


LED
HI POWER

460
LUMENS



- White plaster finish

Code	Description	Lamp	K	LM	LM/W	Dimensions
61635	Mornington 2lt wall	2 x 2W LED Hi Power	3000	460	115	Proj: 50mm H: 160mm W: 100mm

INTERIOR WALL

SALVO

White plaster up and down wall light


2YR
WARRANTY


CLASS 2

LED
COMPATIBLE



- White plaster finish

Code	Description	Lamp	Dimensions
61640	Salvo 2ft wall	2 x GU10 (required)	Proj: 100mm H: 250mm W: 75mm

Order online www.saxbytrade.com



DISPLAY

Our display section has a range of versatile lighting solutions that can be used in both commercial and domestic properties. The collection has everything from under cabinet/shelf lighting, to LED tapes that can be used in the kitchen or entertainment rooms. The adaptability of these products allows you to produce bespoke lighting for a variety of applications.

CABINET	126
TAPE	132

HERA CCT

LED under cabinet light with Colour Changing Technology

 **2YR**
WARRANTY

 CLASS 2

 SMD

 **80**
CRI

 **120°**
BEAM

200
LUMENS

CCT
TECHNOLOGY

MAINS
TECHNOLOGY



Sold individually

- Constructed from steel & frosted polycarbonate
- Brushed chrome finish
- 1m cable included
- Mains technology - no driver
- Can be recessed and surface mounted



CCT Switch

Code	Description	Lamp	K	LM	LM/W	Dimensions
90126	Hera CCT	2.5W LED module (SMD) CCT	3000/4000	200	80	Proj: 20mm Dia: 69mm

DISPLAY CABINET

 **2YR**
WARRANTY

 CLASS 2

 SMD

 **80**
CRI

 **120°**
BEAM

200
LUMENS

CCT
TECHNOLOGY

MAINS
TECHNOLOGY



Sold individually

- Constructed from steel & frosted polycarbonate
- Brushed chrome finish
- 1m cable included
- Mains technology - no driver



CCT Switch

Code	Description	Lamp	K	LM	LM/W	Dimensions
90127	Nyx CCT	2.5W LED module (SMD) CCT	3000/4000	200	80	Proj: 38mm L: 125mm W: 125mm

SLEEK CCT

Linkable strip lighting in a choice of lengths

 **3YR**
WARRANTY

 **CLASS 2**

 **SMD**

 **ROCKER**
SWITCH

 **80**
CRI

UP TO
1300
LUMENS

LINKABLE
WITH
ACCESSORY

3
SIZES

5000K

4000K

3000K

75921 - Not included

69500 - Not included

- Constructed from polycarbonate
- LED module (SMD) CCT
- 3000/4000/5000k
- Memory function
- Main power lead available separately, 75921

Code	Description	Finish	LM	LM/W	Dimensions
75922	Sleek CCT 300mm 5W	Gloss white	500	100	Proj: 38mm L: 305mm W: 23mm
75923	Sleek CCT 500mm 8W	Gloss white	800	100	Proj: 38mm L: 505mm W: 23mm
75924	Sleek CCT 900mm 13W	Gloss white	1300	100	Proj: 38mm L: 905mm W: 23mm
69500	Sleek link lead	White PVC plastic	-	-	L: 440mm
75921	Sleek CCT power lead & 3 pin plug	White PVC plastic	-	-	L: 1000mm



AQUALINE RGB KIT

Flexible LED strip lighting kit

 **2YR**
WARRANTY

 **CLASS 2**

 **RGB**
SMD

 **DIMMABLE**

 **IP44**
RATED

 **REMOTE**
CONTROL

 **120°**
BEAM

RGB
REMOTE

5M
ROLL



- Constructed from white polymer film
- 24W LED module (SMD) RGB
- Cut to required length

Premium RGB kit contents: 1 x in-line driver with UK 3 pin plug, 1 x RGB remote & programmable controller, 1 x 1.5m extension cable, 1 x 5m strip with 150 SMD RGB LEDs.



Code	Description	Dimensions
51918	Aqualine 12V premium 5m RGB kit IP44 24W	L: 5000mm W: 10mm Proj: 3mm

DISPLAY TAPE

FLEXLINE RGB KIT

RGB flexible LED strip lighting kit


2YR
WARRANTY


RGB
SMD


DIMMABLE


REMOTE
CONTROL


120°
BEAM

RGB
REMOTE

5M
ROLL



- Constructed from white polymer film
- Cut to required length

Kit contents: 1 x in-line 24W driver with UK 3 pin plug (0.5 mains & 1.5m LV), 1 x 5000mm RGB strip, 1 x remote control, 1 x receiver



Code	Description	Lamp	Dimensions
73667	Flexline 5m kit RGB	24W LED module (SMD) RGB	L: 5000mm W: 10mm Proj: 2.5mm

Order online www.saxbytrade.com

FLEXLINE CCT KIT

RGB flexible LED strip lighting kit

 **2YR**
WARRANTY

 **CLASS 3**

 **SMD**

 **DIMMABLE**

 **REMOTE CONTROL**

 **80 CRI**

 **6 SDCM**

 **120° BEAM**

2500
LUMENS

CCT
TECHNOLOGY

5M
ROLL



- Constructed from white polymer film
- 24W LED tape module (SMD) CCT
- Cut to required length

Kit contents: 1 x in-line 24W driver with UK 3 pin plug (0.5 mains & 1.5m LV), 1 x 5000mm, 1 x remote control, 1 x receiver



Full colour control from warm white to daylight white.

Code	Description	K	LM	LM/W	Dimensions
73666	Flexline 5m kit CCT 24W	3000 - 6500	2500	104	L: 5000mm W: 10mm Proj: 2.5mm

DISPLAY TAPE

FLEXLINE KIT

RGB flexible LED strip lighting kit


2YR
WARRANTY


CLASS 2


SMD


80
CRI


6
SDCM


120°
BEAM

1260
LUMENS

5M
ROLL



- Constructed from white polymer film
- 12W LED module (SMD)
- Cut to required length

Kit includes: 1 x in-line driver with UK 3 pin plug & 0.5m mains cable,
1 x 1.5m extension cable, 1 x 5m strip with 150 SMD 3528

Code	Description	Lamp	K	LM	LM/W	Dimensions
52305	Flexline 5m kit 12W	Warm white	3000	1260	105	L: 5000mm W: 8mm Proj: 2.5mm
52306	Flexline 5m kit 12W	Daylight white	6500	1260	105	L: 5000mm W: 8mm Proj: 2.5mm

Order online www.saxbytrade.com




**CUT TO
LENGTH**



FLEXIBLE

3M

**3M
ADHESIVE TAPE**



**LOW
PROFILE**

ORION

Saxby's signature LED tape range

OrionLED is Saxby's new signature tape range comprising of a variety of options which include, IP20, IP65, IP67, flexible "S" shape, COB, RGB, RGBW and Smart tape reels. Within the OrionLED range we offer a variety of power options from low to high; 4.8W/m, 9.6W/m, 10W/m & 12W/m. The standard ranges are available in warm white or cool white with 60 LED's/m or 120 LED's/m and a choice between 5m and 30m reels. The tape benefits from a 3M self-adhesive backing which makes it extremely easy to install.

WELCOME TO ORION

SAXBY'S SIGNATURE LED TAPE RANGE

GETTING STARTED

OrionLED from Saxby includes a wide range of options to suit a variety of applications, making it the ideal choice for domestic, commercial, or retail installations.

It is essential to identify the right product to achieve the desired effect, as well as ensuring suitability for the installation environment, so we have put together some key points to support you in selecting the right products for your customer or project.

Orion20, Orion65, Orion67 (the number relates to the IP rating to allow you to select the correct level of water protection required) are all available in range of colour temperatures and brightness.

OrionPRO, OrionFLEX, OrionRGBW, OrionRGB and OrionSMART are all offered at IP20 for indoor use with various features and benefits.


To achieve the desired brightness Orion is available in standard (60 LEDs per metre) and high (120 LEDs per metre) using highly efficient SMD LED (5050 or 2835) and COB LED with very high CRI.

All products are covered by a 3 year warranty (2 years standard + 1 year extension)

WHY CHOOSE ORION FROM SAXBY?



The range is supported by a comprehensive collection of control components including drivers, controllers, and accessories. An extensive series of aluminium extrusions are offered in the Rigel/RigelSLIM range on pages 150 and 151.



SELECTING THE RIGHT PRODUCT

The following two pages have been created to support wholesalers and electricians in making the right product selection from Saxby's Orion range. Point of sale and additional literature is also available to Saxby stockists, please speak to your account manager for details.

HOW TO CHOOSE THE CORRECT DRIVER FOR YOUR ORION LED STRIP LIGHT

Let's look at an example:

If you would like to use 5m of the Orion20 4.8W/m, 24V LED, you will need to use a driver that has a rating of at least 24W. If the driver's capacity is higher than the LED strips power draw (for example a 30W driver), you can safely power your Orion LED Tape.

Please be aware: You should never use driver with capacity that is smaller than maximum power of LED strip used, as this will damage the Orion LED strip.

HOW TO DETERMINE THE POWER DRAW OF THE FLEXI-STRIP

In our example the Orion LED tape is "4.8W/m 5M LED Strip". The Orion LED strip has a total wattage of 24 Watts, or 4.8 Watts per meter (4.8 Watts/meter x 5 meters = 24 Watts)

Please see guide below to determine which driver should be used for different Orion LED strip types and lengths (listed minimum driver capacity required):

LED strip length (m)	4.8W/M 24V	9.6W/M 24V	10W/M 24V	12W/M 24V
1m	6W 24V driver	12W 24V driver	12W 24V driver	20W 24V driver
2m	12W 24V driver	25W 24V driver	25W 24V driver	30W 24V driver
3m	20W 24V driver	40W 24V driver	40W 24V driver	40W 24V driver
4m	25W 24V driver	50W 24V driver	50W 24V driver	60W 24V driver
5m	30W 24V driver	60W 24V driver	60W 24V driver	75W 24V driver
6m	40W 24V driver	75W 24V driver	75W 24V driver	100W 24V driver
7m	40W 24V driver	100W 24V driver	100W 24V driver	100W 24V driver
8m	50W 24V driver	100W 24V driver	100W 24V driver	150W 24V driver
9m	50W 24V driver	100W 24V driver	100W 24V driver	150W 24V driver
10m	60W 24V driver	150W 24V driver	150W 24V driver	150W 24V driver

Code	Description
98992	LED driver constant voltage 24V 6W
98993	LED driver constant voltage 24V 12W
79682	LED driver constant voltage 24V 20W
79332	LED driver constant voltage 24V 25W
92502	LED driver constant voltage 24V 30W
79328	LED driver constant voltage 24V 40W
79333	LED driver constant voltage 24V 50W
98994	LED driver constant voltage 24V 50W

Code	Description
98995	LED driver constant voltage 24V 60W
79329	LED driver constant voltage 24V 75W
79334	LED driver constant voltage 24V 100W
98996	LED driver constant voltage 24V 100W
79681	LED driver constant voltage 24V 150W
79330	LED driver constant voltage IP67 24V 75W
79331	LED driver constant voltage IP67 24V 150W
98997	LED driver constant voltage IP67 24V 240W

WHAT YOU NEED TO CONSIDER BEFORE CHOOSING OUR ORION STRIP

CHOOSING THE CORRECT RANGE OF TAPE FOR YOUR PROJECT

When starting out on a new LED tape project there are a few things you will need to consider before purchasing the Orion LED Range.

SELECTING THE DESIRED BRIGHTNESS FOR A PROJECT OR INSTALLATION

Lumens is the measurement of brightness as perceived by the human eye. Different projects require a certain amount of brightness to achieve a desired look. For example:

Orion20 5m 4.8w/m – will produce 480LM per meter | Orion20 5m 9.6/m – will produce 960LM per meter. The higher the lumens, the brighter the effect will be.

SELECTING THE DESIRED COLOUR TEMPERATURE

The Orion LED range offers the following options, 3000K (warm white), 4000K (cool white), RGB (full colour spectrum), RGBW (full colour spectrum plus white) or the OrionSMART. The colour of light is measured in degrees Kelvin (K). The temperature rating directly affects what the white light will look like. Your choice of colour temperature will depend on the effect that is required for each project.

COMPARE LED STRIP LENGTH AND NUMBER OF LEDS ON THE STRIP

When comparing common LED densities there are 3 types 30/60/120 LEDs per meter. The total light output of an LED strip is simply the sum of the light output from the individual LEDs on the LED strip. LED density has a direct impact on the total amount of light output, the more LEDs per meter, the more light per meter (when comparing situations where the LED is the same). LED density affects light distribution, because the LEDs are individual “point sources” depending on how they are installed, the individual LEDs on an LED strip may create a “dotted” effect or what is also sometimes called “spotting.” A higher density LED strip will have a lower chance of “spotting” and the individual LEDs cannot be seen.

WHAT DO THE NUMBERS OF THE LED CHIPS MEAN?

The different numbers on the SMD correlate to the different physical dimensions of the chip. The numbers 5050, 3528, 2835, etc. correlate to the size of the chip in millimetres. Some LEDs are brighter than others and some give off more light per watt. Saxby use SMD 5050 and SMD 2835.

COMPARE WATTAGE CONSUMED PER STRIP OF LEDS AND OPERATING VOLTAGE

The wattage will tell us how much power we are consuming while these lights are on and in turn how much the running cost will be at the end of each month. When comparing the different LED strip options be sure to verify if the wattage is given per meter or reel before you buy.

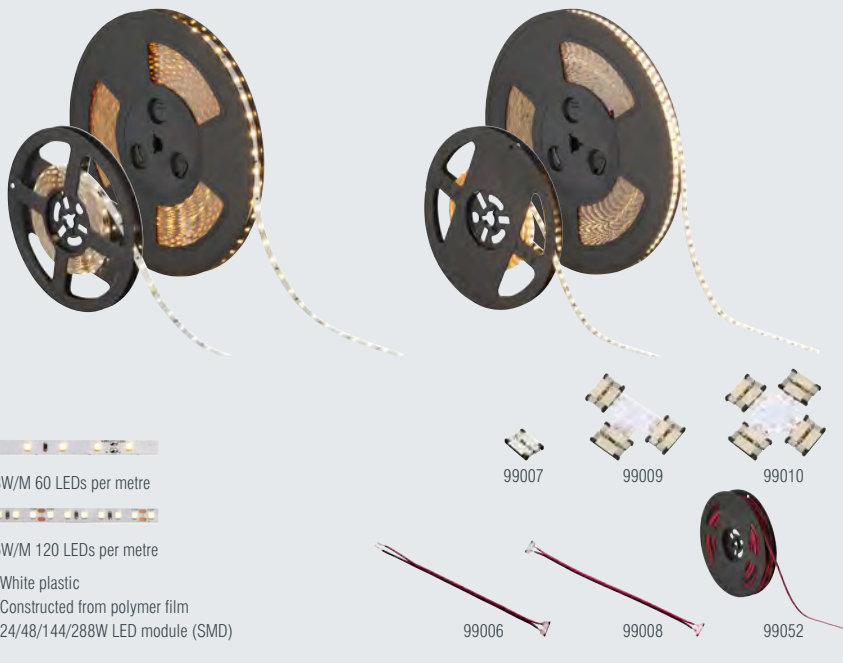
Please note: An LED strip light that uses 24 Volts will not work if you purchase a 12 Volt driver and may also result in risk of fire. When selecting the driver for you desired strip light, if unsure please seek guidance from a competent electrician.

ORION20

Saxby's signature LED tape range



- 3YR
WARRANTY
- CLASS 3
- SMD
- DIMMABLE
- 80
CRI
- 6
SDCM
- 120°
BEAM



Code	Description	K	LM	LM/W	Dimensions
98998	NEW Orion20 LED 3000K 4.8W/M 5M 24W	3000	2400	100	Proj: 0.6mm W: 8mm L: 5000mm
98999	NEW Orion20 LED 4000K 4.8W/M 5M 24W	4000	2400	100	Proj: 0.6mm W: 8mm L: 5000mm
99000	NEW Orion20 LED 3000K 4.8W/M 30M 144W	3000	14400	100	Proj: 0.6mm W: 8mm L: 30000mm
99001	NEW Orion20 LED 4000K 4.8W/M 30M 144W	4000	14400	100	Proj: 0.6mm W: 8mm L: 30000mm
99002	NEW Orion20 LED 3000K 9.6W/M 5M 48W	3000	4800	100	Proj: 0.6mm W: 8mm L: 5000mm
99003	NEW Orion20 LED 4000K 9.6W/M 5M 48W	4000	4800	100	Proj: 0.6mm W: 8mm L: 5000mm
99004	NEW Orion20 LED 3000K 9.6W/M 30M 288W	3000	28800	100	Proj: 0.6mm W: 8mm L: 30000mm
99005	NEW Orion20 LED 4000K 9.6W/M 30M 288W	4000	28800	100	Proj: 0.6mm W: 8mm L: 30000mm
99006	NEW Orion IP20 Connector tape to driver	-	-	-	Proj: 2mm W: 4.2mm L: 13mm
99007	NEW Orion IP20 Connector tape to tape	-	-	-	H: 2mm W: 8.9mm L: 13mm
99008	NEW Orion IP20 Connector flexible tape to tape	-	-	-	H: 2mm W: 4.2mm L: 176mm
99009	NEW Orion IP20 Connector T	-	-	-	H: 5mm W: 26mm L: 44mm
99010	NEW Orion IP20 Connector X	-	-	-	H: 5mm W: 41mm L: 41mm
99052	NEW Orion 30M Cable single Colour	-	-	-	Proj: 0.6mm W: 8mm L: 5000mm

DISPLAY TAPE

NEW
PRODUCT

ORIONFLEX

Saxby's signature LED tape range


3YR
WARRANTY


CLASS 3



SMD


DIMMABLE




80
CRI


6
SDCM


120°
BEAM



- White plastic
- Constructed from polymer film
- 24W LED module (SMD)



Code	Description	K	LM	LM/W	Dimensions
99011	NEW OrionFLEX LED IP20 3000K 4.8W/M 5M 24W	3000	2000	83	Proj: 0.6mm W: 8mm L: 5000mm
99012	NEW OrionFLEX LED IP20 4000K 4.8W/M 5M 24W	4000	2000	83	Proj: 0.6mm W: 8mm L: 5000mm

Order online www.saxbytrade.com

ORIONPRO

Saxby's signature LED tape range

NEW
PRODUCT

3YR
WARRANTY

CLASS 3

COB

DIMMABLE

80
CRI

6
SDCM



- White plastic
- Constructed from polymer film
- 50W LED module (COB)

99016

99015

99017

Code	Description	K	LM	LM/W	Dimensions
99013	NEW OrionPRO LED IP20 3000K 10W/M 5M 50W	3000	5000	100	Proj: 0.6mm W: 8mm L: 5000mm
99014	NEW OrionPRO LED IP20 4000K 10W/M 5M 50W	4000	5000	100	Proj: 0.6mm W: 8mm L: 5000mm
99015	NEW OrionPRO IP20 Connector tape to driver	-	-	-	H: 4mm W: 10mm L: 16mm
99016	NEW OrionPRO IP20 Connector tape to tape	-	-	-	H: 4mm W: 10mm L: 16mm
99017	NEW OrionPRO IP20 Connector flexible tape to tape	-	-	-	H: 4mm W: 10mm L: 182mm

DISPLAY TAPE



4.8W/M 60 LEDs per metre



9.6W/M 120 LEDs per metre

- White plastic & clear silicone
- Constructed from polymer film & silicone rubber
- 24/48/144/288W LED module (SMD)
- Accessory pack includes: 6 x clips, 12 x screws and 2 x end caps



Code	Description	K	LM	LM/W	Dimensions
99018	NEW Orion65 LED 3000K 4.8W/M 5M IP65 24W	3000	2400	100	Proj: 2mm W: 8mm L: 5000mm
99019	NEW Orion65 LED 4000K 4.8W/M 5M IP65 24W	4000	2400	100	Proj: 2mm W: 8mm L: 5000mm
99020	NEW Orion65 LED 3000K 4.8W/M 30M IP65 144W	3000	14400	100	Proj: 2mm W: 8mm L: 30000mm
99021	NEW Orion65 LED 4000K 4.8W/M 30M IP65 144W	4000	14400	100	Proj: 2mm W: 8mm L: 30000mm
99022	NEW Orion65 LED 3000K 9.6W/M 5M IP65 48W	3000	4800	100	Proj: 2mm W: 8mm L: 5000mm
99023	NEW Orion65 LED 4000K 9.6W/M 5M IP65 48W	4000	4800	100	Proj: 2mm W: 8mm L: 5000mm
99024	NEW Orion65 LED 3000K 9.6W/M 30M IP65 288W	3000	28800	100	Proj: 2mm W: 8mm L: 30000mm
99025	NEW Orion65 LED 4000K 9.6W/M 30M IP65 288W	4000	28800	100	Proj: 2mm W: 8mm L: 30000mm
99026	NEW Orion67 LED 3000K 4.8W/M 30M IP67 144W	3000	14400	100	Proj: 3.7mm W: 10mm L: 30000mm
99027	NEW Orion67 LED 4000K 4.8W/M 30M IP67 144W	4000	14400	100	Proj: 3.7mm W: 10mm L: 30000mm
99028	NEW Orion67 LED 3000K 9.6W/M 30M IP67 288W	3000	28800	100	Proj: 3.7mm W: 10mm L: 30000mm
99029	NEW Orion67 LED 4000K 9.6W/M 30M IP67 288W	4000	28800	100	Proj: 3.7mm W: 10mm L: 30000mm
99030	NEW Orion65/67 Accessory glue with nozzle	-	-	-	-
99031	NEW Orion65/67 Accessory pack	-	-	-	-
99032	NEW Orion65/67 Connector tape to driver IP67	-	-	-	H: 8.4mm W: 17.6mm L: 15.2mm
99033	NEW Orion65/67 Connector tape to tape IP67	-	-	-	H: 8.4mm W: 17.6mm L: 15.2mm
99034	NEW Orion65/67 Connector flexible tape to tape IP67	-	-	-	H: 8.4mm W: 17.6mm L: 180.4mm

ORION RGBW

Saxby's signature LED tape range

NEW
PRODUCT

- 
3YR
WARRANTY
- 
CLASS 3
- 
RGB
SMD
- 
80
CRI
- 
6
SDCM



- White plastic
- Constructed from polymer film
- 360W LED module (SMD)



Code	Description	K	LM	LM/W	Dimensions
99035	NEW OrionRGBW LED 3000K 12W/M 30M 360W	3000	9000	25	Proj: 0.6mm W: 12mm L: 30000mm
99036	NEW OrionRGBW LED 4000K 12W/M 30M 360W	4000	9000	25	Proj: 0.6mm W: 12mm L: 30000mm
99037	NEW OrionRGBW Connector tape to driver	-	-	-	-
99038	NEW OrionRGBW Connector tape to tape	-	-	-	-
99039	NEW OrionRGBW Connector flexible tape to tape	-	-	-	-
99040	NEW OrionRGBW Connector T	-	-	-	-
99041	NEW OrionRGBW Connector X	-	-	-	-
99042	NEW OrionRGBW Receiver	-	-	-	-
99043	NEW OrionRGBW Remote	-	-	-	-
99054	NEW OrionRGBW Connector tape to tape	-	-	-	-


DISPLAY TAPE

NEW
PRODUCT

ORION RGB

Saxby's signature LED tape range

- 
3YR
WARRANTY
- 
CLASS 3
- 
RGB
SMD
- 
80
CRI
- 
6
SDCM
- 
120°
BEAM



- White plastic
- Constructed from polymer film & silicone rubber
- 360W LED module (SMD)



Code	Description	Dimensions
99044	NEW OrionRGB LED 12W/M 30M 360W	Proj: 0.6mm W: 12mm L: 30000mm
99045	NEW OrionRGB Connector tape to driver	-
99046	NEW OrionRGB Connector tape to tape	-
99047	NEW OrionRGB Connector flexible tape to tape	-
99048	NEW OrionRGB Connector T	-
99049	NEW OrionRGB Connector x	-
99050	NEW OrionRGB Receiver	-
99051	NEW OrionRGB Remote	-
99053	NEW OrionRGB Connector tape to tape	-

Order online www.saxbytrade.com

ORION SMART

Saxby's signature LED tape range



NEW
PRODUCT


3YR
WARRANTY


CLASS 2



SMD


IP65
RATED


DIMMABLE


80
CRI


6
SDCM



- White plastic & clear silicone
- Constructed from polymer film & silicone rubber
- Complete with LED driver
- 36W LED module (SMD) RGB

INTELLIGENT LIGHTING®
saxbysmart

“Alexa, turn on the lights”

SaxbySmart is compatible with Amazon Echo and Google Home allowing you to control the lights directly using your own voice



Code	Description	Dimensions
99055	NEW OrionSMART 5M Kit IP65 36W	Proj: 2mm W: 10mm L: 5000mm

DISPLAY TAPE



LED DRIVER CONSTANT VOLTAGE

A range of dimmable and non dimmable drivers

NEW
OPTIONS



79682, 98992, 98993



79328, 79329, 98994, 98995, 98996



79332



79330, 79331, 98997



79333, 79334, 79681

Code	Description	Dimmable	IP Rating	Dimensions
98992	NEW LED driver constant voltage 24V 6W	-	IP20	H: 22mm W: 39mm L: 81mm
98993	NEW LED driver constant voltage 24V 12W	-	IP20	H: 22mm W: 39mm L: 98mm
79682	LED driver constant voltage 24V 20W	-	IP20	H: 28mm W: 44mm L: 113mm
79328	LED driver constant voltage 24V 40W	-	IP20	H: 24mm W: 52mm L: 166mm
98994	NEW LED driver constant voltage 24V 50W	-	IP20	H: 32mm W: 61mm L: 184mm
98995	NEW LED constant voltage driver 24V 60W	-	IP20	H: 32mm W: 61mm L: 184mm
79329	LED driver constant voltage 24V 75W	-	IP20	H: 32mm W: 61mm L: 184mm
98996	NEW LED driver constant voltage 24V 100W	-	IP20	H: 32mm W: 61mm L: 184mm
79681	LED driver constant voltage 24V 150W	-	IP20	H: 34mm W: 67mm L: 210mm
79332	LED driver constant voltage 24V 25W	☺	IP20	H: 30mm W: 52mm L: 128mm
79333	LED driver constant voltage 24V 50W	☺	IP20	H: 32mm W: 61mm L: 184mm
79334	LED driver constant voltage 24V 100W	☺	IP20	H: 34mm W: 67mm L: 210mm
79330	LED driver constant voltage IP67 24V 75W	-	IP67	H: 39mm W: 64mm L: 186mm
79331	LED driver constant voltage IP67 24V 150W	-	IP67	H: 40mm W: 70mm L: 191mm
98997	NEW LED driver constant voltage 24V 240W	-	IP67	H: 30mm W: 52mm L: 128mm

DISPLAY TAPE

OUR PRODUCTS



SAFE, FAST FIX
INSTALLATION



THE RIGHT PRODUCT
FOR THE JOB



MORE FUNCTIONALITY
THE RIGHT PRICE



INDUSTRY LEADING
WARRANTIES

OUR SERVICE



SAXBY TRADE
EXCLUSIVE PORTAL



TECHNICAL SUPPORT
LIGHTING DESIGN



NEXT DAY DELIVERY
4PM CUT OFF




MARKETING
SUPPORT

RIGEL RECESSED

Extrusion accessories and options

NEW
OPTIONS



2YR
WARRANTY



- Constructed from aluminium alloy & polycarbonate
- Supplied with fitting clips & end caps, with and without holes

Code	Description	Finish	Dimensions
94947	RigelSLIM recessed	Silver & opal polycarbonate	Proj: 6mm W: 21.7mm L: 2000mm
97736	NEW RigelSLIM recessed wide	Silver & opal polycarbonate	H: 11.2mm W: 30.7mm L: 2000mm
80499	Rigel recessed	Silver & opal polycarbonate	Proj: 13.4mm W: 23.1mm L: 2000mm
97739	NEW Rigel recessed wide	Silver & opal polycarbonate	H: 21.5mm W: 30mm L: 2000mm
80500	Rigel plaster-in	Silver & opal polycarbonate	Proj: 15.4mm W: 56.9mm L: 2000mm
94948	Rigel plaster-in wide	Silver & opal polycarbonate	Proj: 14mm W: 64mm L: 2000mm
94949	Rigel wall flange plaster-in	Silver & opal polycarbonate	Proj: 19.6mm W: 100mm L: 2000mm

DISPLAY TAPE



- Constructed from aluminium alloy & polycarbonate
- Supplied with fitting clips & end caps, with and without holes

Code	Description	Finish	Dimensions
97732	NEW Rigel bendable	Silver & opal polycarbonate	Proj: 5.0mm W: 18.0mm L: 2000mm
80497	RigelSLIM surface	Silver & opal polycarbonate	Proj: 9mm W: 17mm L: 2000mm
94946	RigelSLIM surface	Matt black & opal polycarbonate	Proj: 9mm W: 17mm L: 2000mm
97734	NEW RigelSLIM surface	Matt white & opal polycarbonate	Proj: 9mm W: 17mm L: 2000mm
97735	NEW RigelSLIM surface wide	Silver & opal polycarbonate	H: 11.2mm W: 23.5mm L: 2000mm
80498	Rigel surface	Silver & opal polycarbonate	Proj: 13.5mm W: 16.5mm L: 2000mm
97738	NEW Rigel surface wide	Silver & opal polycarbonate	H: 21.5mm W: 23.5mm L: 2000mm
80501	Rigel corner	Silver & opal polycarbonate	Proj: 16mm W: 16mm L: 2000mm
97737	NEW Rigel corner wide	Silver & opal polycarbonate	H: 30mm W: 30mm L: 2000mm



BATHROOM

Saxby Lighting boasts a range of bathroom lights that are appropriate for various bathroom zones. These come in an array of designs, finishes and colour temperatures to suit your lighting requirements. There's everything from spotlights to shaver mirrors.

SPOTLIGHTS	154
COLLECTION	156
FLUSH	159
MIRROR	162
WALL	170



Sleek design range of spotlights in a polished chrome finish

- 
2YR
 WARRANTY
- 
 CLASS 2
- 
 DIMMABLE
- 
IP44
 RATED
- 
350°
 ROTATION
- 
90°
 TILT



- Constructed from die cast aluminium alloy & glass

Code	Description	Finish	Lamp	Dimensions
39166	Knight 1lt plate IP44	Chrome plate	GU10 (required)	Proj: 150mm Dia: 80mm
39167	Knight 3lt round IP44	Chrome plate	3 x GU10 (required)	Proj: 150mm Dia: 240mm
39168	Knight 3lt plate IP44	Chrome plate	3 x GU10 (required)	Proj: 150mm L: 600mm W: 50mm

PURE

Bathroom fitting finished in chrome plate for effective lighting

2YR WARRANTY CLASS 2 DIMMABLE IP44 RATED



Code	Description	Finish	Lamp	Dimensions
34200	Pure 3lt flush IP44	Chrome plate	3 x G9 (required)	Proj: 90mm Dia: 280mm
34483	Pure 1lt wall IP44	Chrome plate	E14 candle (required)	Proj: 82mm H: 212mm W: 85mm

BATHROOM COLLECTION

CRYSTAL

Perfect for making a feature piece in any luxury bathroom


2YR
WARRANTY


CLASS 2


DIMMABLE


IP44
RATED



- Constructed from steel & crystal glass

Code	Description	Finish	Lamp	Dimensions
35612	Crystal 5lt flush IP44	Chrome plate	5 x G9 (required)	Proj: 128mm Dia: 350mm
39629	Crystal 2lt wall IP44	Chrome plate	2 x G9 (required)	Proj: 78mm H: 255mm W: 85mm

Order online www.saxbytrade.com

LIPCO

The ideal choice for any classic bathroom


2YR
WARRANTY


CLASS 1


PULL
CORD


IP44
RATED





- Constructed from steel
- Chrome plate finish

Code	Description	Lamp	Dimensions
39608	Lipco 1lt wall IP44	28W G9 (required)	Proj: 130mm H:160mm W: 90mm

BATHROOM COLLECTION





PORTICO

Simple flush bathroom lights available as LED or standard

 CLASS 2
  IP44 RATED



- Constructed from steel & frosted glass

Code	Description		Finish	Lamp	K	LM	LM/W	Dimensions
12421	Portico flush IP44		Satin nickel	E27 GLS (required)				Proj: 80mm Dia: 300mm
59850	Portico flush IP44		Chrome plate	E27 GLS (required)				Proj: 80mm Dia: 300mm
54675	Portico LED flush IP44		Satin nickel	9W LED module (SMD) 4000	650	72		Proj: 85mm Dia: 300mm
54676	Portico LED flush IP44		Chrome plate	9W LED module (SMD) 4000	650	72		Proj: 85mm Dia: 300mm

Order online www.saxbytrade.com

NOBLE

Super slim, silver LED flush light


5YR
WARRANTY


CLASS 1


SMD


IP44
RATED


120°
BEAM

1900
LUMENS

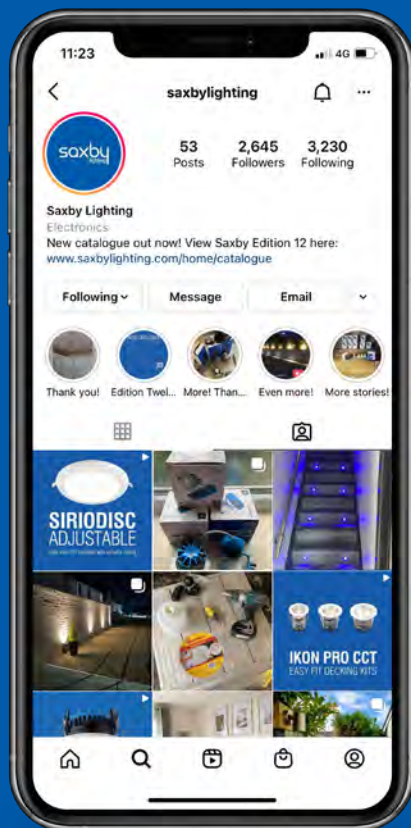


- Constructed from polycarbonate & die cast aluminium alloy
- Silver finish

Code	Description	Lamp	K	LM	LM/W	Dimensions
54479	Noble 300mm round flush IP44	22W LED module (SMD)	4000	1900	86	Proj: 45mm Dia: 300mm
54487	Noble 300mm square flush IP44	22W LED module (SMD)	4000	1900	86	Proj: 45mm Sq: 300mm

BATHROOM FLUSH

STAY UP TO DATE WITH THE LATEST PRODUCT RELEASES FROM SAXBY LIGHTING



Follow us on Facebook,
Twitter, Instagram and LinkedIn



NICO

Simple and easy to fit without dismantling the fitting

- 
3YR
WARRANTY
- 
CLASS 1
- 
SMD
- 
MOTION
SENSOR
- 
DE-MIST
PAD
- 
SHAVER
SOCKET
- 
IP44
RATED

280
LUMENS

DUAL
SHAVER
SOCKET



- Constructed from mirrored glass & steel
- Matt silver finish
- 115V - 240V dual socket

Code	Description	Lamp	K	LM	LM/W	Dimensions
60899	Nico shaver mirror IP44	10W LED module (SMD)	4000	280	28	H: 700mm W: 500mm Proj: 50mm

BATHROOM MIRROR

Contemporary LED mirror, and LEDs to provide a sharp, crisp light

 **2YR**
WARRANTY

 **CLASS 1**

 **SMD**

 **MOTION**
SENSOR

 **SHAVER**
SOCKET

 **IP44**
RATED

320
LUMENS

DUAL
SHAVER
SOCKET



- Constructed from mirrored glass & steel
- Matt silver finish
- 115V - 240V dual socket



Shaver socket included

Code	Description	Lamp	K	LM	LM/W	Dimensions
13760	Perle shaver mirror IP44	2 x 4.8W LED module (SMD)	6500	320	33	H: 600mm W: 500mm Proj: 50mm

SPEGEL

LED bathroom mirror which features a motion sensor and built-in shaver socket

 **2YR**
WARRANTY

 CLASS 1

 SMD

 **MOTION**
SENSOR

 **SHAVER**
SOCKET

 **IP44**
RATED

215
LUMENS

DUAL
SHAVER
SOCKET



Shaver socket included

- Constructed from mirrored glass & steel
- Matt silver finish
- 115V - 240V dual socket

Code	Description	Lamp	K	LM	LM/W	Dimensions
13759	Spegel shaver mirror IP44	2 x 3.85W LED module (SMD)	6500	215	28	H: 600mm W: 500mm Proj: 50mm

BATHROOM MIRROR

LED bathroom mirror featuring a demisting pad and motion sensor

 **2YR**
WARRANTY

 CLASS 1

 SMD

 **MOTION**
SENSOR

 **DE-MIST**
PAD

 **SHAVER**
SOCKET

 **IP44**
RATED

450
LUMENS

DUAL
SHAVER
SOCKET



- Constructed from mirrored glass & steel
- Matt silver finish
- 115V - 240V dual socket



Shaver socket included

Code	Description	Lamp	K	LM	LM/W	Dimensions
60895	Rift shaver mirror IP44	8.5W LED Module (SMD)	6000	450	53	H: 500mm W: 600mm Proj: 50mm

GLIMPSE

Energy efficient LED bathroom mirror

 **2YR**
WARRANTY

 CLASS 1

 SMD

 **PULL**
CORD

 **SHAVER**
SOCKET

 **IP44**
RATED

240
LUMENS

DUAL
SHAVER
SOCKET



- Constructed from mirrored glass & steel
- Matt silver finish
- 115V - 240V dual socket



Shaver socket included

Code	Description	Lamp	K	LM	LM/W	Dimensions
72360	Glimpse shaver mirror IP44	2 x 4W LED module (SMD)	4000	240	30	H: 500mm W: 390mm Proj: 50mm

BATHROOM MIRROR


2YR
WARRANTY


CLASS 1


SMD


PULL
CORD


IP44
RATED

160
LUMENS



- Constructed from mirrored glass & steel
- Matt silver finish

Code	Description	Lamp	K	LM	LM/W	Dimensions
13758	Mareh mirror IP44	5.12W LED (SMD)	6500	160	31	H: 500mm W: 390mm Proj: 36mm

OMEGA

LED bathroom mirror combines style and function, complete with a glass shelf

 **2YR**
WARRANTY

 CLASS 1

 SMD

 **MOTION**
SENSOR

 **DE-MIST**
PAD

 **SHAVER**
SOCKET

 **IP44**
RATED

60
LUMENS

DUAL
SHAVER
SOCKET



- Constructed from mirrored glass & steel
- Matt silver finish
- 115V - 240V dual socket



Shaver socket included

Code	Description	Lamp	K	LM	LM/W	Dimensions
39237	Omega shaver mirror IP44	2 x 1.5W LED module (SMD)	6500	60	20	H: 500mm W: 390mm Proj: 150mm

BATHROOM MIRROR

REVELO

LED cabinet mirror, fully complete with two shelves


2YR
WARRANTY


CLASS 1


SMD


MOTION
SENSOR


SHAVER
SOCKET


IP44
RATED

320
LUMENS

DUAL
SHAVER
SOCKET



- Constructed from mirrored glass & steel
- Matt silver finish
- 115V - 240V dual socket

Code	Description	Lamp	K	LM	LM/W	Dimensions
60894	Revelo shaver cabinet mirror IP44	2 x 4.8W LED module (SMD)	6000	320	33	H: 600mm W: 650mm Proj: 105mm

Order online www.saxbytrade.com

ICE & SQUARE

Straight lines and boxy design, the ideal choice for any classic bathroom

 **2YR**
WARRANTY
  **IP44**
RATED

LED
COMPATIBLE





39363



39627

- Constructed from steel & matt opal duplex glass
- Chrome plate finish

Code	Description	Lamp	Dimensions
39363	Ice 2lt wall IP44	 2 x G9 (required)	Proj: 75mm H: 246mm W: 83mm
39627	Square 1lt wall IP44	 E14 candle (required)	Proj: 75mm H: 200mm W: 80mm

BATHROOM WALL

MODA

Modern, sleek lighting solution for the bathroom


2YR
WARRANTY


CLASS 2


SMD


IP44
RATED

600
LUMENS



- Chrome effect ABS plastic & frosted polypropylene finish

Code	Description	Lamp	K	LM	LM/W	Dimensions
91802	Moda round 1lt wall IP44	8W LED module (SMD)	6500	600	75	Proj: 132mm H: 42mm L: 400mm

Order online www.saxbytrade.com

MODA

Modern take on classic bathroom lighting


2YR
WARRANTY


CLASS 2


SMD


ROCKER
SWITCH


IP44
RATED

1350
LUMENS



- White ribbed & chrome effect abs plastic finish

Code	Description	Lamp	K	LM	LM/W	Dimensions
91796	Moda 1lt wall IP44	15W LED module (SMD)	6500	1350	90	Proj: 70mm H: 52mm W: 598mm

BATHROOM WALL

- 
3YR
WARRANTY
- 
CLASS 2
- 
SMD
- 
PULL
CORD
- 
SHAVER
SOCKET
- 
IP44
RATED

600
LUMENS

DUAL
SHAVER
SOCKET



- Constructed from polycarbonate & acrylic
- 110V - 240V switched

Shaver socket included

Code	Description	Lamp	Finish	K	LM	LM/W	Dimensions
91797	Onan shaver IP44	2 x 6W LED module (SMD)	Chrome	4200	600	50	Proj: 69mm H: 80mm W: 522mm
91798	Onan shaver IP44	2 x 6W LED module (SMD)	White	4200	600	50	Proj: 69mm H: 80mm W: 522mm



EXTERIOR

Our extensive range of outdoor lights contains everything from bollards to wall lights to decking lights, we have it all. Our products are suited for an array of budgets and offer practicality and functionality as well as style.

COLLECTION	176
WALL	206
BOLLARD	225
FLOODLIGHT	228
BULKHEAD	238
GUIDE	248
DECKING	260
RECESSED	274
SPIKE	279



DESIGNED FOR
LED LAMPS



MULTIPLE OPTIONS
AVAILABLE



MULTIPLE
FINISHES



ANTI CORROSION
STAINLESS STEEL 304

PALIN

Stylish and modern exterior wall lights

The Palin range gives a stunning designer look at an affordable price. It boasts a variety of options such as wall and spotlights as well as PIR versions. Comes in a brushed stainless steel (304), white or black finish.



PALIN SPIKE

Stylish and modern exterior range with a designer look

 **2YR**
WARRANTY


 CLASS 1

 DIMMABLE

 IP44
RATED

 100°
TILT

LED
COMPATIBLE



75438

13797



13914



- Constructed from stainless steel (304) & glass

Code	Description	Finish	Lamp	Dimensions
13914	Palin 310mm spike IP44	Stainless steel	GU10 (required)	H: 365mm W: 92mm D: 170mm
13797	Palin 610mm spike IP44	Stainless steel	GU10 (required)	H: 665mm W: 92mm D: 170mm
75438	Palin 310mm spike IP44	Black	GU10 (required)	H: 365mm W: 92mm D: 170mm

Order online www.saxbytrade.com

PALIN 1LT WALL PIR

Stylish and modern exterior wall lights with a designer look

 **2YR**
WARRANTY

 CLASS 1

 DIMMABLE

 **IP44**
RATED

LED
COMPATIBLE

MANUAL
OVERRIDE
PIR



75442



75431



75435

- PIR versions: built-in manual override PIR
- Constructed from stainless steel (304) & glass

Code	Description	Finish	Lamp	Dimensions
75431	Palin PIR 1lt wall IP44	Stainless steel	GU10 (required)	Proj: 110mm H: 150mm W: 70mm
75435	Palin PIR 1lt wall IP44	Black	GU10 (required)	Proj: 110mm H: 150mm W: 70mm
75442	Palin PIR 1lt wall IP44	White	GU10 (required)	Proj: 110mm H: 150mm W: 70mm

EXTERIOR COLLECTION

PALIN 2LT WALL PIR

Stylish and modern exterior wall lights with a designer look

 **2YR**
WARRANTY

 **CLASS 1**

 **DIMMABLE**

 **IP44**
RATED

LED
COMPATIBLE

MANUAL
OVERRIDE
PIR



75430

75433

94793

75440



- PIR versions: built-in manual override PIR
- Constructed from stainless steel (304) & glass

Code	Description	Finish	Lamp	Dimensions
75433	Palin PIR 2lt wall IP44	Black	2 x GU10 (required)	Proj: 108mm H: 210mm W: 70mm
75430	Palin PIR 2lt wall IP44	Stainless steel	2 x GU10 (required)	Proj: 108mm H: 210mm W: 70mm
94793	Palin PIR 2lt wall IP44	Anthracite grey	2 x GU10 (required)	Proj: 108mm H: 210mm W: 70mm
75440	Palin PIR 2lt wall IP44	White	2 x GU10 (required)	Proj: 108mm H: 210mm W: 70mm

Order online www.saxbytrade.com



NEW
OPTION

PALIN 2LT WALL PHOTOCELL

Stylish and modern exterior wall lights with a designer look


2YR
WARRANTY


CLASS 1


DIMMABLE


IP44
RATED

LED
COMPATIBLE

PHOTOCELL



95555

90130



- Constructed from stainless steel (304) & glass
- Complete with built in Photocell 10±5 lux ON ,30±10lux off

Code	Description	Finish	Lamp	Dimensions
95555	NEW Palin Photocell 2lt wall IP44	Black	2 x GU10 (required)	Proj: 108mm H: 210mm W: 70mm
90130	Palin Photocell 2lt wall IP44	Stainless steel	2 x GU10 (required)	Proj: 108mm H: 210mm W: 70mm

Order online www.saxbytrade.com

PALIN 1LT SPOT WALL

Stylish and modern exterior wall lights with a designer look



2YR
WARRANTY



CLASS 1



DIMMABLE



IP44
RATED



90°
TILT



350°
ROTATION

LED
COMPATIBLE



75448



75443

75436

- Constructed from stainless steel (304) & glass

Code	Description	Finish	Lamp	Dimensions
75448	Palin spot wall IP44	Stainless steel	GU10 (required)	Proj: 160mm Dia: 85mm H: 148mm
75436	Palin spot wall IP44	Black	GU10 (required)	Proj: 160mm Dia: 85mm H: 148mm
75443	Palin spot wall IP44	White	GU10 (required)	Proj: 160mm Dia: 85mm H: 148mm

EXTERIOR COLLECTION

PALIN 2LT SPOT WALL

Stylish and modern exterior wall lights with a designer look



2YR
WARRANTY



CLASS 1



DIMMABLE



IP44
RATED



90°
TILT



220°
ROTATION

LED
COMPATIBLE



75444



75449

75437

- Constructed from stainless steel (304) & glass

Code	Description	Finish	Lamp	Dimensions
75449	Palin 2lt spot wall IP44	Stainless steel	2 x GU10 (required)	Proj: 165mm W: 220mm H: 113mm
75437	Palin 2lt spot wall IP44	Black	2 x GU10 (required)	Proj: 165mm W: 220mm H: 113mm
75444	Palin 2lt spot wall IP44	White	2 x GU10 (required)	Proj: 165mm W: 220mm H: 113mm

Order online www.saxbytrade.com

PALIN WALL 1LT

Stylish and modern exterior wall lights with a designer look



LED
COMPATIBLE

75434



75441



13801



- Constructed from stainless steel (304) & glass

Code	Description	Finish	Lamp	Dimensions
13801	Palin 1lt wall IP44	Stainless steel	GU10 (required)	Proj: 94mm H: 119mm W: 85mm
75434	Palin 1lt wall IP44	Black	GU10 (required)	Proj: 94mm H: 119mm W: 85mm
75441	Palin 1lt wall IP44	White	GU10 (required)	Proj: 94mm H: 119mm W: 85mm

EXTERIOR COLLECTION

PALIN WALL 2LT

Stylish and modern exterior wall lights with a designer look

 **2YR**
WARRANTY

 **CLASS 1**

 **DIMMABLE**

 **IP44**
RATED

LED
COMPATIBLE

13802



75439



75432



94792



- Constructed from stainless steel (304) & glass

Code	Description	Finish	Lamp	Dimensions
13802	Palin 2lt wall IP44	Stainless steel	2 x GU10 (required)	Proj: 94mm H: 158mm W: 85mm
75432	Palin 2lt wall IP44	Black	2 x GU10 (required)	Proj: 94mm H: 158mm W: 85mm
75439	Palin 2lt wall IP44	White	2 x GU10 (required)	Proj: 94mm H: 158mm W: 85mm
94792	Plain 2lt wall IP44	Anthracite grey	2 x GU10 (required)	Proj: 94mm H: 158mm W: 85mm

Order online www.saxbytrade.com

PALIN XL

Stylish and modern exterior wall lights with a designer look

NEW
PRODUCT


2YR
WARRANTY


CLASS 1


DIMMABLE


IP44
RATED

LED
COMPATIBLE



- Brushed stainless steel & clear glass
- Constructed from stainless steel (304) & glass

Code	Description	Finish	Lamp	Dimensions
98437	NEW Palin XL IP44 7W	Stainless steel	2 x GU10 (required)	Proj: 106mm H: 206mm W: 76mm
98438	NEW Palin XL IP44 7W	Black	2 x GU10 (required)	Proj: 106mm H: 206mm W: 76mm

EXTERIOR COLLECTION

CAMBER

Stylish and modern curved wall light suitable for use with LED lamps


2YR
WARRANTY


CLASS 1


DIMMABLE


IP44
RATED

LED
COMPATIBLE

GU10
REQUIRED



- Constructed from die cast aluminium alloy & clear glass

Code	Description	Finish	Lamp	Dimensions
95554	Camber IP44	Textured black paint	2 x GU10 (required)	Proj: 86mm W: 72mm H: 148mm

Order online www.saxbytrade.com

ATLANTIS

Marine grade fittings suited to coastal or industrial environments

2YR
WARRANTY

CLASS 1

DIMMABLE

IP65
RATED

MARINE
GRADE

MARINE
GRADE
316L

MANUAL
OVERRIDE
PIR

- Constructed from marine grade stainless steel (316L) & glass
- PIR versions: complete with built-in manual override PIR

Code	Description	Lamp	Dimensions
14016	Atlantis 1lt wall IP65	GU10 (required)	Proj: 95mm H: 110mm W: 75mm
14015	Atlantis 2lt wall IP65	2 x GU10 (required)	Proj: 92mm H: 175mm W: 75mm
75429	Atlantis PIR 1lt wall IP44	GU10 (required)	Proj: 100mm H: 150mm W: 70mm
73445	Atlantis PIR 2lt Wall IP44	2 x GU10 (required)	Proj: 110mm H: 215mm W: 70mm
14017	Atlantis spot wall IP65	GU10 (required)	Proj: 160mm Dia: 80mm
73446	Atlantis 2lt Spot IP65	2 x GU10 (required)	Proj: 160mm Dia: 130mm H: 120mm

ATLANTIS

Marine grade fittings suited to coastal or industrial environments

2YR
WARRANTY


CLASS 1

DIMMABLE

IP65
RATED

MARINE
GRADE

MARINE
GRADE
316L



- Constructed from marine grade stainless steel (316L) & glass

Code	Description	LAMP	Dimensions
14018	Atlantis spike IP65	GU10 (required)	H: 315mm Dia: 63mm
70847	Atlantis 280mm post IP65	2 x GU10 (required)	H: 280mm W: 193mm D: 105mm
70848	Atlantis 450mm post IP65	2 x GU10 (required)	H: 450mm W: 193mm D: 105mm

Order online www.saxbytrade.com

ODYSSEY

Premium range of exterior fittings in a choice of wall, post or spike

NEW
OPTIONS


2YR
WARRANTY


CLASS 1


DIMMABLE


IP65
RATED

LED
COMPATIBLE

MANUAL
OVERRIDE
PIR



97821



97822



ST5009W



ST5009SS



ST5009BK



ST5008W



ST5008S



ST5008BK



ST5010W



ST5010S



78667

- Constructed from stainless steel (304) or aluminium alloy & glass

Code	Description	Finish	Lamp	Dimensions
97821	NEW Odyssey PIR 2lt wall IP65	Brushed stainless steel	2 x GU10 (required)	Proj: 110mm H: 215mm W: 70mm
97822	NEW Odyssey PIR 2lt wall IP65	Satin black	2 x GU10 (required)	Proj: 110mm H: 215mm W: 70mm
ST5009SS	Odyssey 1lt wall IP65	Brushed stainless steel	GU10 (required)	Proj: 95mm H: 110mm W: 78mm
ST5009BK	Odyssey 1lt wall IP65	Satin black	GU10 (required)	Proj: 95mm H: 110mm W: 78mm
ST5009W	Odyssey 1lt wall IP65	Gloss white	GU10 (required)	Proj: 95mm H: 110mm W: 78mm
ST5008S	Odyssey 2lt wall IP65	Brushed stainless steel	2 x GU10 (required)	Proj: 95mm H: 175mm W: 78mm
ST5008BK	Odyssey 2lt wall IP65	Satin black	2 x GU10 (required)	Proj: 99mm H: 157mm W: 79mm
ST5008W	Odyssey 2lt wall IP65	Gloss white	2 x GU10 (required)	Proj: 99mm H: 157mm W: 79mm
ST5010S	Odyssey spot wall IP65	Brushed stainless steel	GU10 (required)	Proj: 160mm Dia: 80mm
78667	Odyssey spot Wall IP65	Satin black	GU10 (required)	Proj: 160mm Dia: 80mm
ST5010W	Odyssey spot wall IP65	Gloss white	GU10 (required)	Proj: 160mm Dia: 80mm

NEW
OPTION

ODYSSEY SPIKE

Premium range of exterior fittings in a choice of wall, post or spike


2YR
WARRANTY


CLASS 1


DIMMABLE


IP65
RATED

LED
COMPATIBLE

PRE-CABLE
3M



- Constructed from stainless steel (304) & glass

Code	Description	Finish	Lamp	Dimensions
98442	NEW Odyssey spike 7W	Satin black	GU10 (required)	H: 315mm Dia: 63mm
ST5011	Odyssey spike IP65	Brushed stainless steel	GU10 (required)	H: 315mm Dia: 63mm

Order online www.saxbytrade.com

ICARUS

Hard wearing, impact resistant exterior wall lights

 **2YR**
WARRANTY

 **CLASS 2**

 **DIMMABLE**

 **IP44**
RATED

81011



81008



81010



81009



- Black polypropylene & clear polycarbonate finish
- PIR versions: built-in manual override PIR
- Suitable for locations in or near marine environments

Code	Description	Finish	Lamp	Dimensions
81008	Icarus 1lt wall	Black	GU10 (required)	Proj: 89mm H: 122mm W: 80mm
81010	Icarus PIR 1lt wall	Black	GU10 (required)	Proj: 95mm H: 152mm W: 71mm
81009	Icarus 2lt wall	Black	2 x GU10 (required)	Proj: 86mm H: 160mm W: 80mm
81011	Icarus PIR 2lt	Black	2 x GU10 (required)	Proj: 95mm H: 212mm W: 71mm

EXTERIOR COLLECTION

EQUINOX

Premium range of exterior fittings in a choice of wall, post or spike


2YR
WARRANTY


CLASS 1


IP44
RATED


MARINE
GRADE

MARINE
GRADE
316L



- Constructed from marine grade stainless steel (316L) & polycarbonate

Code	Description	Lamp	Dimensions
49909	Equinox 1lt wall IP44	E27 PL (required)	Proj: 178mm H: 295mm W: 116mm
49910	Equinox post IP44	E27 PL (required)	H: 500mm Dia: 156mm
49911	Equinox bollard IP44	E27 PL (required)	H: 800mm Dia: 156mm

Order online www.saxbytrade.com

TANGO

Contemporary collection of exterior fittings

 **2YR**
WARRANTY

 **CLASS 1**

 **IP44**
RATED

LED
COMPATIBLE

MANUAL
OVERRIDE
PIR



- Constructed from stainless steel (304) & polycarbonate

Code	Description	Lamp	Dimensions
13921	Tango 1lt wall IP44	E27 (required)	Proj: 160mm H: 260mm W: 102mm
92532	Tango wall PIR IP44	E27 (required)	Proj: 160mm H: 269mm W: 102mm
13922	Tango post IP44	E27 (required)	H: 450mm Dia: 138mm
13923	Tango bollard IP44	E27 (required)	H: 800mm Dia: 138mm

EXTERIOR COLLECTION

 **2YR**
WARRANTY

 CLASS 1

 **IP44**
RATED

LED
COMPATIBLE



- Constructed from stainless steel (304) & polycarbonate

Code	Description	Lamp	Dimensions
13798	Bliss 1lt wall IP44	E27 (required)	Proj: 170mm H: 220mm W: 100mm
92531	Bliss post IP44	E27 (required)	H: 500mm Dia: 140mm
13799	Bliss bollard IP44	E27 (required)	H: 800mm Dia: 140mm

CARRAWAY

Collection of stylish LED outdoor fittings

 **3YR**
WARRANTY

 CLASS 1

 SMD

 **IP44**
RATED

 **80**
CRI

 **6**
SDCM

700
LUMENS



79197



79198

79199

- Constructed from stainless steel (304) & polycarbonate

Code	Description	Lamp	K	LM	LM/W	Dimensions
79197	Carraway IP44	10.8W LED module (SMD)	4000	700	65	Proj: 125mm H: 230mm W: 120mm
79198	Carraway wall PIR IP44	10.8W LED module (SMD)	4000	700	65	Proj: 125mm H: 260mm W: 120mm
79199	Carraway post IP44	10.8W LED module (SMD)	4000	700	65	H: 500mm Dia: 120mm

EXTERIOR COLLECTION

PYRAMID

High quality exterior LED lighting, matching range items available

 **3YR**
WARRANTY

 CLASS 1

 SMD

 **IP44**
RATED

 **80**
CRI

 **6**
SDCM

300
LUMENS

MANUAL
OVERRIDE
PIR

92533




92534



13929



13928



- Constructed from stainless steel (304) & polycarbonate

Code	Description	Lamp	K	LM	LM/W	Dimensions
13928	Pyramid 1lt wall IP44	3.3W LED (SMD)	6500	300	91	Proj: 130mm H: 145mm W: 85mm
92533	Pyramid wall PIR	3.3W LED (SMD)	6500	300	91	Proj: 130mm H: 165mm W: 85mm
13929	Pyramid post IP44	3.3W LED (SMD)	6500	300	91	H: 500mm Dia: 120mm
92534	Pyramid bollard	3.3W LED (SMD)	6500	300	91	H: 800mm Dia: 120mm

Order online www.saxbytrade.com

ROKO

Marine grade fittings suited to coastal or industrial environments

 **2YR**
WARRANTY

 **CLASS 1**

 **IP44**
RATED

 **MARINE**
GRADE

MARINE
GRADE
316L

LED
COMPATIBLE

GU10
REQUIRED



- Constructed from marine grade stainless steel (316) & polycarbonate

Code	Description	Lamp	Dimensions
67701	Roko 1lt wall IP44	GU10 (required)	Proj: 195mm H: 228mm W: 160mm
67702	Roko PIR 1lt wall IP44	GU10 (required)	Proj: 195mm H: 238mm W: 160mm
67703	Roko post IP44	GU10 (required)	H: 500mm Dia: 160mm
67704	Roko bollard IP44	GU10 (required)	H: 1000mm Dia: 160mm

EXTERIOR COLLECTION

 **2YR**
WARRANTY

 CLASS 1

 **IP44**
RATED

LED
COMPATIBLE

GU10
REQUIRED



- Constructed from die cast aluminium alloy & clear polycarbonate
- Textured dark matt anthracite finish

Code	Description	Lamp	Dimensions
67697	Canillo 1lt wall IP44	GU10 (required)	Proj: 134mm H: 161mm W: 108mm
67698	Canillo PIR 1lt wall IP44	GU10 (required)	Proj: 135mm H: 161mm W: 108mm
67699	Canillo post IP44	GU10 (required)	H: 500mm Dia: 110mm
67700	Canillo bollard IP44	GU10 (required)	H: 1000mm Dia: 110mm

TRIBECA

Premium finish wall light constructed from die cast aluminium



Code	Description	Lamp	K	LM	LM/W	Dimensions
EL-40074	Tribeca 1lt wall IP54	8W LED module (SMD)	6000	300	38	Proj: 169mm H: 200mm W: 128mm
EL-40075	Tribeca post IP54	8W LED module (SMD)	6000	300	38	H: 500mm W: 128mm D: 123mm
EL-40076	Tribeca bollard IP54	8W LED module (SMD)	6000	300	38	H: 800mm W: 128mm D: 123mm

EXTERIOR COLLECTION

OUR PRODUCTS



SAFE, FAST FIX
INSTALLATION



THE RIGHT PRODUCT
FOR THE JOB



MORE FUNCTIONALITY
THE RIGHT PRICE



INDUSTRY LEADING
WARRANTIES

OUR SERVICE



SAXBY TRADE
EXCLUSIVE PORTAL



TECHNICAL SUPPORT
LIGHTING DESIGN



NEXT DAY DELIVERY
4PM CUT OFF



MARKETING
SUPPORT



PIR
OPTION



BOLLARD
OPTION



IP44
RATED



2YR
WARRANTY

HAYDEN

Modern, anthracite, exterior wall & bollard family

The Hayden is an exterior family range which includes a wall light with PIR option and bollard. The Hayden is modern in design and finish, and has an IP44 rating for placement outdoors. Suitable for use with E27 lamps.

NEW
PRODUCT

HAYDEN

Anthracite grey and clear LED exterior wall light and bollard

 **2YR**
WARRANTY

 CLASS 1

 LED

 DIMMABLE

 IP44
RATED

PIR
OPTION

E27
LAMP
REQUIRED

98439




98440



99756



- Constructed from stainless steel (304) & polycarbonate
- Complete with built in Manual override PIR

Code	Description	Lamp	Dimensions
98439	NEW Hayden wall IP44 15W	15W LED E27 (required)	Proj: 136mm H: 230mm W: 89mm
98440	NEW Hayden bollard IP44 15W	15W LED E27 (required)	H: 800mm Dia: 140mm
99756	NEW Hayden PIR IP44 15W	 15W LED E27 (required)	Proj: 145mm H: 262mm W: 89mm

Order online www.saxbytrade.com

SENTINEL

Versatile outdoor security lights


2YR
WARRANTY


CLASS 1


SMD


PHOTOCELL
SENSOR


IP44
RATED


80
CRI

1480
LUMENS



- Constructed from black PC & die cast aluminium alloy
- 180° detection angle, 12m maximum range with a 10±5 sec - 4± 1 min timer function plus daylight function
- Proj: 147mm H: 164mm W: 195mm

Code	Description	Lamp	K	LM	LM/W
75272	Sentinel IP44	2 x 10W LED module (SMD) daylight white	6000	1480	74

EXTERIOR COLLECTION

Modern exterior solar fittings with a special anti-rust and anti-corrosion treatment

 **2YR**
WARRANTY

 CLASS 3

 SMD

 **IP44**
RATED

400
LUMEN



92529



- Up to 400 high lumen output
- PIR detection distance max. 8M, angle 110 degree
- Three operating modes enabling choice of lumen output
- Up to 10 hours battery life (at 40 lumen operation)

Code	Description	Lamp	K	LM	LM/W	Dimensions
92529	Alba wall	4.4W LED module (SMD)	4000	400	91	Proj: 160mm H: 254mm W: 175mm
92530	Alba post	4.4W LED module (SMD)	4000	400	91	H: 500mm Dia: 160mm

OLYMPIA

Modern exterior wall light for any outside area


3YR
WARRANTY


CLASS 1


SMD


IP44
RATED


80
CRI


6
SDCM

900
LUMENS



- Constructed from stainless steel (304) & polycarbonate

Code	Description	Lamp	K	LM	LM/W	Dimensions
79207	Olympia IP44	10.8W LED module (SMD)	4000	900	83	Proj: 155mm H: 270mm W: 120mm

EXTERIOR WALL

BIANCO

Brushed stainless steel exterior wall light

CLASS 2





IP44
RATED

470
LUMENS

PIR
OPTION



- Constructed from stainless steel (304) & polypropylene

Code	Description	Lamp	K	LM	LM/W	Dimensions
75930	Bianco LED 1lt wall IP44	 7W LED module (SMD)	3000	470	67	Proj: 93mm H: 260mm W: 230mm
75931	Bianco LED PIR 1lt wall IP44	 7W LED module (SMD)	3000	470	67	Proj: 104mm H: 260mm W: 230mm
ST031F	Bianco 1lt wall IP44	 E27 GLS (required)	-	-	-	Proj: 91mm H: 291mm W: 216mm
ST031FPIR	Bianco PIR 1lt wall IP44	 E27 GLS (required)	-	-	-	Proj: 92mm H: 300mm W: 216mm

Order online www.saxbytrade.com

DORON

High quality outdoor wall light with a simplistic design


2YR
WARRANTY


CLASS 1


DIMMABLE


IP44
RATED

LED
COMPATIBLE

13915



43655



- Constructed from die cast aluminium alloy & glass

Code	Description	Lamp	Dimensions
43655	Doron 1lt wall IP44	GU10 (required)	Proj: 98mm H: 80mm W: 66mm
13915	Doron 2lt wall IP44	2 x GU10 (required)	Proj: 100mm H: 145mm W: 65mm

EXTERIOR WALL

Premium range of die cast aluminium LED wall lights finished in textured anthracite grey

 **3YR**
WARRANTY

 **CLASS 1**

 **COB**

 **IP44**
RATED

 **80**
CRI

 **6**
SDCM

 **PHOTOCELL**
SENSOR

 **90°**
TILT


UP TO
700
LUMENS

120°
BEAM ANGLE

PIR
OPTION



- Constructed from die cast aluminium alloy & clear glass
- Textured dark matt anthracite finish



Code	Description	Lamp	K	LM	LM/W	Dimensions
67685	Morti single IP44	10W LED module (COB)	4000	620	62	Proj: 64mm H: 102mm W: 85mm
67686	Morti PIR IP44	10W LED module (COB)	4000	620	62	Proj: 64mm H: 151mm W: 85mm
67687	Morti twin IP44	2 x 5.5W LED module (COB)	4000	720	65	Proj: 57mm H: 170mm W: 84mm



PREMIUM
CONSTRUCTION



PIR
OPTION



IP44
RATED



2YR
WARRANTY

LANTERN

Designer exterior wall lantern with PIR option

The Lantern is a rectangle wall light with a contemporary design. Made from durable die cast aluminium and IP44 rated, this fitting is ideal for an array of modern outdoor decors. Standard & PIR options available.

NEW
PRODUCT

LANTERN

Designer exterior wall lantern with PIR


2YR
WARRANTY


CLASS 1


IP44
RATED

GU10
LAMP
REQUIRED

99548



99549



- Constructed from die cast aluminium alloy & polycarbonate
- Textured grey & opal pc
- PIR version: built in Manual override PIR
- 10 lux - 2000 lux. 110° detection angle, 12m maximum range with a 5 sec - 5 min timer function

Code	Description	Lamp	Dimensions
99548	NEW Lantern IP44	7W LED GU10 (Required)	Proj: 93mm H: 210mm W: 75mm
99549	NEW Lantern PIR IP44	7W LED GU10 (Required)	Proj: 105mm H: 210mm W: 73mm

Order online www.saxbytrade.com

ORETI

Die cast aluminium LED wall lights finished in textured anthracite grey

3YR
WARRANTY

CLASS 1

COB

IP44
RATED

80
CRI

6
SDCM

PHOTOCELL
SENSOR

350°
ROTATION


700
LUMENS

120°
BEAM ANGLE

PIR
OPTION



67695



67696

- Constructed from die cast aluminium alloy & clear glass
- Textured dark matt anthracite finish


Code	Description	Lamp	K	LM	LM/W	Dimensions
67695	Oreti IP44	10W LED module (COB)	4000	700	70	Proj: 141mm H: 101mm W: 108mm
67696	Oreti PIR IP44	10W LED module (COB)	4000	700	70	Proj: 141mm H: 151mm W: 108mm

EXTERIOR WALL

Die cast aluminium wall fitting; horizontal and vertical mounting options



640
LUMENS



- Constructed from die cast aluminium alloy & opal polycarbonate
- Textured Matt white/black finish

Code	Description	Finish	Lamp	K	LM	LM/W	Dimensions
61866	Vulcan 300mm 1lt wall	Matt white	12W LED module (COB)	3000	640	53	Proj: 100mm H: 120mm W: 300mm
61865	Vulcan 300mm 1lt wall	Matt black	12W LED module (COB)	3000	640	53	Proj: 100mm H: 120mm W: 300mm

Order online www.saxbytrade.com

GLOVER CCT



Stylish outdoor wall light with adjustable beam angle

NEW
OPTIONS

- 
3YR
WARRANTY
- 
CLASS 1
- 
SMD
- 
IP44
RATED
- 
80
CRI
- 
6
SDCM

UP TO
950
LUMENS

CCT
3000/4000
/6000K



90961

97823

97824



- Constructed from aluminium alloy & clear glass
- 2 x 5.5W LED module (SMD) CCT

Code	Description	Finish	K	LM	LM/W	Dimensions
97823	NEW Glover CCT IP44	Matt white	3000/4000/6000	610	55	H: 150mm W: 68mm D: 70mm
97824	NEW Glover CCT IP44	Matt Black	3000/4000/6000	950	86	H: 100mm W: 100mm D: 100mm
79196	Glover CCT IP44	Matt black	3000/4000/6000	610	55	H: 150mm W: 68mm D: 70mm
90961	Glover CCT IP44	Matt white	3000/4000/6000	950	86	H: 100mm W: 100mm D: 100mm

EXTERIOR WALL



79196

WARE

Corner wall lights to transform any wall or entrance

 **2YR**
WARRANTY

 CLASS 2

 DIMMABLE

 **IP44**
RATED

CORNER
MOUNT



- Constructed from polycarbonate & glass

Code	Description	Lamp	Finish	Dimensions
EL-40088	Ware 1lt wall IP44	E27 GLS (required)	Black pc & white glass	Proj: 255mm H: 207mm W: 162.5mm

EXTERIOR WALL

NEW
OPTION

BRETON

Contemporary box style wall light with an IP44 rating



PIR
OPTION



- Constructed from stainless steel (304) & glass
- PIR version: built in Manual override PIR
- 10 lux - 2000 lux. 110° detection angle, 12m maximum range with a 5 sec - 5 min timer function

Code	Description	Finish	Lamp	Dimensions
97820	NEW Breton PIR IP44	Brushed stainless steel	E27 GLS (required)	Proj: 112mm H: 238mm W: 120mm
90960	Breton 1lt wall IP44	Brushed stainless steel	E27 GLS (required)	Proj: 112mm H: 238mm W: 116mm
78757	Breton 1lt wall IP44	Matt black	E27 GLS (required)	Proj: 112mm H: 238mm W: 116mm
94348	Breton PIR IP44	Matt black	E27 GLS (required)	Proj: 112mm H: 238mm W: 120mm

Order online www.saxbytrade.com

YORK

Stainless steel wall light with standard or PIR options available

 **2YR**
WARRANTY

 CLASS 1

 DIMMABLE

 **IP44**
RATED

PIR
OPTION


4479782



4478182



- Constructed from stainless steel (304) & polycarbonate
- PIR version: 120° detection angle 8m maximum range min 5sec-5min timer function

Code	Description	Lamp	Dimensions
4478182	York 1lt wall IP44	E27 GLS (required)	Proj: 238mm H: 340mm W: 210mm
4479782	York PIR 1lt wall IP44 	E27 GLS (required)	Proj: 240mm H: 365mm W: 210mm

EXTERIOR WALL

INOVA PIR

Exterior wall light suitable for lighting paths and doorways


2YR
WARRANTY


CLASS 1


PIR
SENSOR


IP44
RATED

PIR



- Constructed from stainless steel (304) & polycarbonate
- 110° detection angle, 8m maximum range with a 5 sec - 5 min timer function

Code	Description	Finish	Lamp	Dimensions
49945	Inova PIR 1lt wall IP44	Brushed stainless steel	E27 GLS (required)	Proj: 255mm H: 380mm W: 240mm
49946	Inova PIR 1lt wall IP44	Matt black	E27 GLS (required)	Proj: 255mm H: 380mm W: 240mm

Order online www.saxbytrade.com

PAGODA PIR

Exterior wall light designed for any modern environment


2YR
WARRANTY


CLASS 1


LED


PHOTOCELL
SENSOR


IP44
RATED

PIR



- Constructed from stainless steel (304) & polycarbonate
- PIR version: 10 lux on, 10 lux off. 110° detection angle, 8m maximum range with a 5 sec - 5 min timer function

Code	Description	Lamp	Dimensions
13924	Pagoda PIR 1lt wall IP44	E27 (required) & 12 x 0.05W LED (Included)	Proj: 215mm H: 335mm W: 170mm

EXTERIOR WALL

TRADITIONAL

Robust die cast exterior wall light; standard and PIR options available


2YR
WARRANTY


CLASS 1


DIMMABLE


IP44
RATED

PIR
OPTION



1818S

1818PIR



- Constructed from die cast aluminium alloy & polycarbonate
- Satin black finish

Code	Description	Lamp	Dimensions
1818S	Traditional half lantern IP44	E27 GLS (required)	Proj: 126mm H: 400mm W: 215mm
1818PIR	Traditional PIR half lantern IP44	E27 GLS (required)	Proj: 126mm H: 400mm W: 215mm

Order online www.saxbytrade.com

HALBURY

Traditional outdoor wall light in a choice of finishes; standard, PIR and LED options available



CLASS 2



SMD



IP44
RATED



80
CRI



6
SDCM

UP TO
500
LUMENS

PIR



- Frosted polycarbonate
- Proj: 98mm H: 365.5mm W: 180mm
- 20 lux on 2000 lux off
- 130° detection angle 8 maximum range with a 5 second-5min timer function

Code	Description		Finish	Lamp	K	LM	LM/W
54554	Halbury PIR 1lt wall IP44		Matt white	7W LED module (SMD)	4000	500	71
54553	Halbury PIR 1lt wall IP44		Matt black	7W LED module (SMD)	4000	500	71
EL-40115	Halbury PIR 1lt wall IP44		Matt black	E27 GLS (required)			

EXTERIOR WALL

BAYSWATER

IP44 Rated, rust proof wall lights; suitable for use with LED lamps


2YR
WARRANTY


CLASS 2


DIMMABLE


IP44
RATED

TWO
MOUNT
OPTIONS

LED
COMPATIBLE



Can be mounted up or down



- Constructed from polypropylene & glass

Code	Description	Finish	Lamp	Dimensions
40045	Bayswater 1lt wall IP44	Black	E27 GLS (required)	Proj: 212mm H: 356mm W: 171mm

Order online www.saxbytrade.com

OUR PRODUCTS



SAFE, FAST FIX
INSTALLATION



THE RIGHT PRODUCT
FOR THE JOB



MORE FUNCTIONALITY
THE RIGHT PRICE



INDUSTRY LEADING
WARRANTIES

OUR SERVICE



SAXBY TRADE
EXCLUSIVE PORTAL



TECHNICAL SUPPORT
LIGHTING DESIGN



NEXT DAY DELIVERY
4PM CUT OFF



MARKETING
SUPPORT

NEW
OPTION

LOUVRE BLACK

Robust die cast exterior bollard suitable for commercial use


2YR
WARRANTY


CLASS 1


DIMMABLE


IP44
RATED

LED
COMPATIBLE



97853



CH200E27BK



CH201E27BK

Photocell sensor



- Constructed from die cast aluminium alloy & polycarbonate
- Matt black finish
- Photocell version: 50 ± 10 lux on, 100 ± 10 lux off

Code	Description	Lamp	Dimensions
97853	NEW Louvre photocell bollard IP44	E27 GLS (required)	H: 1000mm Dia: 170mm
CH200E27BK	Louvre bollard IP44	E27 GLS (required)	H: 1000mm Dia: 170mm
CH201E27BK	Louvre post IP44	E27 GLS (required)	H: 650mm Dia: 170mm

Order online www.saxbytrade.com

DAX CCT BOLLARD

Robust die cast exterior bollard using the latest in colour changing technology

 **5YR**
WARRANTY

 **CLASS 1**

 **IP44**
RATED

 **80**
CRI


 **IK08**

1350
LUMENS

CCT
3000/4000
/6000K



Root kit included



CCT Switchable

- Constructed from die cast aluminium alloy & polycarbonate
- Textured black finish
- Comes complete with root kit

Code	Description	Lamp	K	LM	LM/W	Dimensions
92310	Dax CCT bollard	20W LED module (SMD)	3000/4000/6000	1350	68	H: 1000mm Dia: 181mm


EXTERIOR BOLLARD

High quality professional bollardsuitable for commercial use

 **2YR**
WARRANTY

 CLASS 1

 **IP65**
RATED



Root kit

- Constructed from die cast aluminium alloy & polycarbonate

Code	Description	Finish	Lamp	Dimensions
13822	Zone bollard IP65	Textured black	E27 (required)	H: 980mm Dia: 170mm
80775	Root kit	-	-	H: 150mm Dia: 134mm



**PLUG
AND PLAY**



**MULTI WATTAGES
AVAILABLE**



**FULLY
IP65**



**SENSORS
AVAILABLE**

SALDE

All in one floodlight solution

The Salde LED floodlight is Saxby's new signature range. Its unique design offers stand-alone IP65 floodlight installation or optional Plug & Play PIR, photocell and microwave sensors controls - all with an IP65 rating. The range of 10W, 20W, 30W and 50W, LED floodlights are completely rewirable with easy accessible screw terminals. The front lens has a prismatic centre for enhanced LED lighting control. A truly professional range offering mix and match options to cover all types of installations.

SALDE BLACK

Complete floodlight solution in one range

 **3YR**
WARRANTY

 **CLASS 1**

 **SMD**

 **IP65**
RATED

UP TO
4000
LUMENS

ANGLED
BRACKET

PRE-CABLE
1M



- Plug & Play accessories available (PIR, Microwave sensor, Photocell)
- Angled mounting bracket
- Driverless ACLED technology

Code	Description	Finish	K	LM	LM/W	Dimensions
91860	Salde 10W	Matt black	4000	800	80	Proj: 32mm H: 173mm W: 105mm
91861	Salde 20W	Matt black	4000	1600	80	Proj: 33mm H: 186mm W: 126mm
91862	Salde 30W	Matt black	4000	2400	80	Proj: 32mm H: 206mm W: 155mm
91863	Salde 50W	Matt black	4000	4000	80	Proj: 32mm H: 235mm W: 209mm

Order online www.saxbytrade.com

SALDE WHITE

Complete floodlight solution in one range

NEW
OPTIONS

 **3YR**
WARRANTY

 **CLASS 1**

 **SMD**

 **IP65**
RATED

UP TO
4000
LUMENS

ANGLED
BRACKET

PRE-CABLE
1M



- Plug & Play accessories available (PIR, Microwave sensor, Photocell)
- Angled mounting bracket
- Driverless ACLED technology

Code	Description	Finish	K	LM	LM/W	Dimensions
98443	NEW Salde 10W	Matt white	4000	800	80	Proj: 32mm H: 173mm W: 105mm
98444	NEW Salde 20W	Matt white	4000	1600	80	Proj: 33mm H: 186mm W: 126mm
98445	NEW Salde 30W	Matt white	4000	2400	80	Proj: 32mm H: 206mm W: 155mm
98446	NEW Salde 50W	Matt white	4000	4000	80	Proj: 32mm H: 235mm W: 209mm

EXTERIOR FLOODLIGHT

NEW
OPTION

SALDE ACCESSORIES

Plug and play accessories, with an IP65 rating

 **3YR**
WARRANTY

 **IP65**
RATED

MANUAL
OVERRIDE
PIR



98447



91864




91865




91866




78970



Remove cap



Remove pin



Add sensor

Code	Description	Finish	Dimensions
98447	NEW Salde PIR accessory	Matt white	Proj: 49.8mm H: 84.5mm W: 64mm
91864	Salde PIR accessory	Matt black	Proj: 49.8mm H: 84.5mm W: 64mm
91865	Salde MW accessory	Matt black	Proj: 46.3mm H: 84.5mm W: 64mm
91866	Salde Photocell accessory	Matt black	Proj: 46.3mm H: 84.5mm W: 64mm
78970	Earth spike	Matt black	H: 170mm Dia: 45mm

Order online www.saxbytrade.com

SALDE TWIN SPOT CCT

Complete floodlight solution in one range

NEW

- 
3YR
WARRANTY
- 
CLASS 1
- 
COB
- 
IP54
RATED
- 
80
CRI
- 
90°
TILT

1800
LUMENS

PRE-CABLE
1M



91864



91865



91866



- Plug & Play accessories available (PIR, Microwave sensor, Photocell)

Code	Description	Finish	K	LM	LM/W	Dimensions
99544	Salde Twin Spot CCT	Matt black	3000/4000/6000	1800	90	Proj: 175mm H: 137mm W: 215mm
91864	Salde PIR accessory	Matt black	-	-	-	Proj: 49.8mm H: 84.5mm W: 64mm
91865	Salde MW accessory	Matt black	-	-	-	Proj: 46.3mm H: 84.5mm W: 64mm
91866	Salde Photocell accessory	Matt black	-	-	-	Proj: 46.3mm H: 84.5mm W: 64mm

EXTERIOR FLOODLIGHT

MANTRA

Modern, high performance slim flood lights


3YR
WARRANTY


CLASS 1


SMD


IP65
RATED


80
CRI


IK10
RATED

UP TO
16.000
LUMENS

PRE-CABLE
1M



- Constructed from die cast aluminium alloy & clear glass
- Matt black finish

Code	Description	Lamp	K	LM	LM/W	Dimensions
78971	Mantra 100W IP65	100W LED module (SMD)	6500	8000	80	Proj: 38mm H: 321mm W: 282mm
78972	Mantra 150W IP65	150WLED module (SMD)	6500	12000	80	Proj: 51mm H: 420mm W: 333mm
78973	Mantra 200W IP65	200WLED module (SMD)	6500	16000	80	Proj: 51mm H: 470mm W: 385mm

Order online www.saxbytrade.com

SURGE

Compact and budget friendly floodlight

 **3YR**
WARRANTY

 CLASS 1

 SMD

 **IP65**
RATED

 **80**
CRI

UP TO
4000
LUMENS

ANGLED
BRACKET

PRE-CABLE
1M



Angled bracket

- Constructed from die cast aluminium alloy & glass
- Matt black finish
- LED module (SMD)



Code	Description	K	LM	LM/W	Dimensions
78962	Surge 10W IP65 10W	4000	800	80	Proj: 27mm H: 125mm W: 104mm
78964	Surge 20W IP65 20W	4000	1600	80	Proj: 28mm H: 152mm W: 125mm
78966	Surge 30W IP65 30W	4000	2400	80	Proj: 27mm H: 209mm W: 168mm
78968	Surge 50W IP65 50W	4000	4000	80	Proj: 36mm H: 237mm W: 200mm
78970	Earth spike	-	-	-	H: 170mm Dia: 45mm

EXTERIOR FLOODLIGHT

SURGE PIR

Compact and budget friendly floodlight


3YR
WARRANTY


CLASS 1


SMD


IP44
RATED


80
CRI

UP TO
4000
LUMENS

ANGLED
BRACKET

PRE-CABLE
1M

MANUAL
OVERRIDE
PIR



- Constructed from die cast aluminium alloy & glass
- Matt black finish
- LED module (SMD)
- Complete with manual override PIR
- 2 - 2000 lux
- 120° detection angle
- 8 ± 2m maximum range with 10 ± 5 sec 8 ± 2min timer function



Code	Description	K	LM	LM/W	Dimensions
78963	Surge 10W PIR IP44 10W	4000	800	80	Proj: 55mm H: 165mm W: 104mm
78965	Surge 20W PIR IP44 20W	4000	1600	80	Proj: 55mm H: 189mm W: 125mm
78967	Surge 30W PIR IP44 30W	4000	2400	80	Proj: 54mm H: 252mm W: 168mm
78969	Surge 50W PIR IP44 50W	4000	4000	80	Proj: 57mm H: 287mm W: 200mm

Order online www.saxbytrade.com

MAX RECHARGEABLE FLOODLIGHT

Compact LED work light including USB power bank

 **3YR**
WARRANTY

 **CLASS 3**

 **IP44**
RATED

 **120°**
BEAM

 **80**
CRI

400
LUMENS

USB
POWER BANK

UP TO
12hr
USE



- High powered COB technology
- Adjustable brightness to 50%
- Tempered anti glare diffused glass
- Amber SOS flash light
- 5400mA total lithium battery
- 6 – 8 hours charging time
- 6 -12 hours working time
- Leather compact case included



Code	Description	Lamp	K	LM	LM/W	Dimensions
81557	Max rechargeable floodlight	5W LED module	6500	400	80	Proj: 26mm H: 154mm W: 96mm

EXTERIOR FLOODLIGHT

MOTION LED PIR

Tough vandal resistant security PIR bulkhead




PIR



- Constructed from polycarbonate
- 110° detection angle, 10m maximum range with a 5 sec - 4 min timer function
- Proj: 112mm H: 276mm W: 113mm

Code	Description		Finish	Lamp	K	LM	LM/W
73717	Motion LED PIR 11t wall IP44 6W		Gloss white	6W LED module (SMD)	6000	600	100
73716	Motion LED PIR 11t wall IP44 6W		Black	6W LED module (SMD)	6000	600	100
48740	Motion PIR 11t wall IP44		Gloss white	E27 (required)	-	-	-
48739	Motion PIR 11t wall IP44		Black	E27 (required)	-	-	-

Order online www.saxbytrade.com



IK10
RATED



MULTIPLE
FINISHES



BUILD
YOUR OWN



EMERGENCY &
SENSOR OPTIONS

LUIK

Tough and robust surface mounted bulkhead

The LUIK is a tough and robust bulkhead luminaire, constructed from die-cast aluminium with a durable powder coating finish and a polycarbonate diffuser. The light fitting also benefits from an IP65 rating and an IK10 impact rating. Easy to install, available in plain, eyelid and grill bezel, with options of emergency and microwave sensor. The LUIK is ideally suited for public buildings, car parks, industrial facilities, in both exterior and interior applications. Available in a choice of finishes.



CREATE YOUR PERFECT LUIK BULKHEAD

1. Firstly choose your style and colour from our plain, eyelid and grill options, which are all available in black, white or grey.
2. Then pick your gear tray, the options are standard, microwave, emergency or microwave emergency.

1. Select your casing style & colour...

Code	Description	Finish	Complete product lumen	Dimensions
61646	Luik plain casing IP65	Black	1210	Proj: 64mm Dia: 359mm
61648	Luik eyelid casing IP65	Black	770	Proj: 68mm Dia: 359mm
61650	Luik grill casing IP65	Black	1010	Proj: 74mm Dia: 359mm
61647	Luik plain casing IP65	Grey	1210	Proj: 64mm Dia: 359mm
61649	Luik eyelid casing IP65	Grey	770	Proj: 68mm Dia: 359mm
61651	Luik grill casing IP65	Grey	1010	Proj: 74mm Dia: 359mm
69231	Luik plain casing IP65	White	1210	Proj: 64mm Dia: 359mm
69232	Luik eyelid casing IP65	White	770	Proj: 68mm Dia: 359mm
69233	Luik grill casing IP65	White	1010	Proj: 74mm Dia: 359mm

2. Now select your tray...

Code	Description	Lamp	K	Dimensions
61652	Luik gear tray	18W LED module (SMD)	4000	H: 23mm Dia: 282mm
61653	Luik EM gear tray	18W LED module (SMD)	4000	H: 40mm Dia: 282mm
72180	Luik Microwave gear tray	18W LED module (SMD)	4000	H: 32mm Dia: 282mm
72181	Luik Microwave EM gear tray	18W LED module (SMD)	4000	H: 40mm Dia: 282mm

LUCCA

Robust die cast functional exterior wall packs for commercial applications

5YR
WARRANTY

CLASS 1

SMD

IP65
RATED

80
CRI

120°
BEAM


IK08
RATED

2400
LUMEN

PIR
OPTION



- Constructed from die cast aluminium alloy & opal polycarbonate
- Matt black finish

Code	Description	Lamp	K	LM	LM/W	Dimensions
67176	Lucca IP65	30W LED module (SMD)	4000	2400	80	Proj: 125mm H: 310mm W: 265mm
67177	Lucca photocell IP65	 30W LED module (SMD)	4000	2400	80	Proj: 125mm H: 310mm W: 265mm

EXTERIOR BULKHEAD

LUCCA MINI

Compact and Functional exterior wall light. IP65 and IK08 rated

5YR
WARRANTY

CLASS 2

SMD

IP65
RATED

80
CRI

120°
BEAM



IK08
RATED

1500
LUMEN

PIR
OPTION



- Black polycarbonate finish

Code	Description	Lamp	K	LM	LW/W	Dimensions
77914	Lucca Mini IP65	15W LED module (SMD)	4000	1500	88	Proj: 73mm H: 275mm W: 185mm
77915	Lucca Mini MW IP65	 15W LED module (SMD)	4000	1500	88	Proj: 73mm H: 275mm W: 185mm
77916	Lucca Mini photocell IP65	 15W LED module (SMD)	4000	1500	88	Proj: 73mm H: 275mm W: 185mm

Order online www.saxbytrade.com

SERAN

Slimline LED bulkheads suitable for both commercial and domestic use

 **5YR**
WARRANTY

 **CLASS 2**

 **SMD**

 **IP65**
RATED

 **80**
CRI

 **120°**
BEAM

 **IK08**
RATED

UP TO
1000
LUMENS

55690



55692



55689



55691



- Constructed from polycarbonate

Code	Description	Lamp	Finish	K	LM	LM/W	Dimensions
55691	Seran plain IP65	12W LED module (SMD)	Matt white	6000	1000	83	Proj: 90mm Dia: 300mm
55692	Seran eyelid IP65	12W LED module (SMD)	Matt white	6000	800	67	Proj: 93mm Dia: 300mm
55689	Seran plain IP65	12W LED module (SMD)	Matt black	6000	1000	83	Proj: 90mm Dia: 300mm
55690	Seran eyelid IP65	12W LED module (SMD)	Matt black	6000	800	67	Proj: 93mm Dia: 300mm

EXTERIOR BULKHEAD

SERAN MICROWAVE

Slimline LED bulkheads suitable for both commercial and domestic use

 **5YR**
WARRANTY

 **CLASS 2**

 **SMD**

 **IP65**
RATED

 **80**
CRI

 **120°**
BEAM

 **IK08**
RATED

UP TO
1000
LUMENS

78607



78608



- Constructed from polycarbonate

Code	Description	Lamp	Finish	K	LM	LM/W	Dimensions
78607	Seran Microwave plain	12W LED module (SMD)	Matt black	6000	1000	83	Proj: 90mm Dia: 300mm
78608	Seran Microwave eyelid	12W LED module (SMD)	Matt black	6000	800	67	Proj: 93mm Dia: 300mm

Order online www.saxbytrade.com

AVIT

Budget LED bulkhead with weatherproof conduit entry at the top and bottom

5YR
WARRANTY

CLASS 2

SMD

IP65
RATED

80
CRI

120°
BEAM

1000
LUMEN



- Constructed from polycarbonate & ABS plastic
- Clear prismatic & black finish

Code	Description	Lamp	K	LM	LM/W	Dimensions
91238	Avit IP65	10W LED module (SMD)	4000	1000	100	Proj: 130mm H: 240mm W: 116mm

EXTERIOR BULKHEAD

 **3YR**
WARRANTY

 **CLASS 2**

 **SMD**

 **IP54**
RATED

 **80**
CRI

 **IK10**
RATED


UP TO
1000
LUMEN



78622



78853



78851



78852

- Constructed from polycarbonate

Code	Description	Lamp	K	LM	LM/W	Dimensions
78622	Rond white plain IP54	12W LED module (SMD)	4000	1000	83	Proj: 48mm Dia: 210mm
78853	Rond white eyelid bezel	-	-	-	-	Proj: 50mm Dia: 210mm
78851	Rond black plain bezel	-	-	-	-	Proj: 32.5mm Dia: 210mm
78852	Rond black eyelid bezel	-	-	-	-	Proj: 50mm Dia: 210mm

PILLO

Tough and robust exterior bulkheads

 **3YR**
WARRANTY

 **CLASS 2**

 **SMD**

 **IP54**
RATED

 **80**
CRI

 **IK10**
RATED

1000
LUMENS



78620

78845

78846

78847



- Constructed from polycarbonate

Code	Description	Lamp	K	LM	LM/W	Dimensions
78620	Pillo white plain IP54	12W LED module (SMD)	4000	1000	83	Proj: 40mm H: 200mm W: 99mm
78847	Pillo white eyelid bezel	-	-	-	-	Proj: 42mm H: 200mm W: 99mm
78845	Pillo black plain bezel	-	-	-	-	Proj: 20.5mm H: 200mm W: 99mm
78846	Pillo black eyelid bezel	-	-	-	-	Proj: 42mm H: 200mm W: 99mm

EXTERIOR BULKHEAD

PILLO XL

Tough and robust exterior bulkheads

 **3YR**
WARRANTY

 **CLASS 2**

 **SMD**

 **IP54**
RATED

 **80**
CRI

 **IK10**
RATED

1400
LUMENS

78621

78848

78849

78850



- Constructed from polycarbonate

Code	Description	Lamp	K	LM	LM/W	Dimensions
78621	Pillo XL white plain IP54	18W LED module (SMD)	4000	1400	78	Proj: 43mm H: 230mm W: 104mm
78850	Pillo XL white eyelid bezel	-	-	-	-	Proj: 44mm H: 230mm W: 104mm
78848	Pillo XL black plain bezel	-	-	-	-	Proj: 22mm H: 230mm W: 104mm
78849	Pillo XL black eyelid bezel	-	-	-	-	Proj: 44mm H: 230mm W: 104mm

Order online www.saxbytrade.com

SEINA HALF BRICK

Ideal outdoor fitting for smaller properties where space is scarce

3YR
WARRANTY

CLASS 2

SMD

IP44
RATED

80
CRI

MARINE
GRADE

100
LUMENS

MARINE
GRADE
316



- Constructed from marine grade stainless steel (316) & polycarbonate
- 2W LED module (SMD)
- Min void: 102.5mm
- Cut out: 103 x 65mm

Code	Description	Finish	K	LM	LM/W	Dimensions
75528	Seina Half Brick IP44 2W	Marine grade stainless steel	4000	100	50	Proj: 2mm H: 85mm W: 122mm
78645	Seina Half Brick IP44 2W	Textured black	4000	100	50	Proj: 2mm H: 85mm W: 122mm

EXTERIOR GUIDE

NEW
OPTION

SEINA STAINLESS STEEL

Size of a regular brick, LED brick light

3YR
WARRANTY

CLASS 2

SMD

IP44
RATED

MARINE
GRADE


UP TO
200
LUMENS

EXACT
BRICK
SIZE




75527

99563




78641



78637



78639



- Constructed from marine grade stainless steel (316) & polycarbonate
- LED module (SMD)
- Min void: 102.5mm
- Cut out: 215 x 65mm
- Warm white module (78641) only compatible with plain fittings

Code	Description	K	LM	LM/W	Dimensions
99563	NEW Seina blue IP44 3.5W	Blue	-	-	Proj: 2mm H: 85mm W: 225mm
78637	Seina plain IP44 3.5W	4000	200	57	Proj: 2mm H: 85mm W: 225mm
78639	Seina louvre IP44 3.5W	4000	50	14	Proj: 8mm H: 85mm W: 225mm
75527	Seina guide IP44 2W	4000	100	50	Proj: 2mm H: 85mm W: 225mm
78641	Seina plain warm white module IP44 3.5W	3000	200	57	H: 55mm W: 205mm L: 77mm

Order online www.saxbytrade.com

SEINA BLACK

Size of a regular brick, LED brick light

3YR
WARRANTY

CLASS 2


SMD

IP44
RATED

UP TO
200
LUMENS

EXACT
BRICK
SIZE

78644



67603




78641



- Constructed from stainless steel (304) & polycarbonate
- Textured black finish
- LED module (SMD)
- Min void: 102.5mm
- Cut out: 215 x 65mm
- Warm white module (78641) only compatible with plain fittings

78640



78638



Code	Description	K	LM	LM/W	Dimensions
78638	Seina plain IP44 3.5W	4000	200	57	Proj: 2mm H: 85mm W: 225mm
78640	Seina louvre IP44 3.5W	4000	50	14	Proj: 8mm H: 85mm W: 225mm
78644	Seina guide IP44 2W	4000	100	50	Proj: 2mm H: 85mm W: 225mm
78641	Seina plain warm white module IP44 3.5W	3000	200	57	H: 55mm W: 205mm L: 77mm



SMART SEINA RGB

Smart brick light with smart RGB functionality, easy to fit and operate



EXACT
BRICK
SIZE



- Constructed from marine grade stainless steel (316) & polycarbonate
- LED module (SMD)
- Suitable for location in or near a marine environment
- For more information on SaxbySmart see page 10

INTELLIGENT LIGHTING
saxbysmart®

“Alexa, turn on the lights”

SaxbySmart is compatible with Amazon Echo and Google Home allowing you to control the lights directly using your own voice

WORKS WITH
amazon alexa

works with the
Google Assistant

Code	Description	Dimensions	Min void	Cut out
91962	Smart Seina IP44 3.5W RGB	Proj: 2mm H: 85mm W: 225mm	102.5mm	215 x 65mm

Order online www.saxbytrade.com

SEVERUS CCT

Surface mounted LED guide light incorporating CCT giving you 3 colours to choose from

NEW
OPTIONS

 **3YR**
WARRANTY

 **CLASS 2**



 **SMD**

 **IP65**
RATED

 **80**
CRI

UP TO
130
LUMENS

CCT



- Constructed from ABS plastic & polycarbonate
- 2.8W LED module (SMD) CCT
- Suitable for location in or near a marine environment

Code	Description	Finish	K	LM	LM/W	Dimensions
99545	NEW Severus CCT round indirect IP65 2.8W	Black	3000/4000/6500	96.8	35	Proj: 32mm Dia: 135mm
99546	NEW Severus CCT vertical indirect IP65 2.8W	Grey	3000/4000/6500	82.1	29	Proj: 32mm H: 150mm W: 90mm
99547	NEW Severus CCT vertical indirect IP65 2.8W	Black	3000/4000/6500	70.59	25	Proj: 32mm H: 150mm W: 90mm
95285	Severus CCT round indirect IP65 2.8W	Grey	3000/4000/6500	130	43	Proj: 32mm Dia: 135mm



SEVERUS

Surface mounted LED guide lights which are quick and easy to fit and ideal for coastal areas

3YR
WARRANTY

CLASS 2

SMD

IP65
RATED

80
CRI

120°
BEAM

UP TO
180
LUMENS

EL-40107



61219



61214



EL-40104



61211



EL-40103



- Constructed from black ABS plastic & frosted polycarbonate
- LED module (SMD)

Code	Description	Finish	K	LM	LM/W	Dimensions
EL-40103	Severus landscape direct IP65 3W	Grey	3000	180	60	Proj: 27mm H: 80mm W: 230mm
61211	Severus landscape direct IP65 3W	Black	3000	180	60	Proj: 27mm H: 80mm W: 230mm
EL-40104	Severus landscape indirect IP65 2W	Grey	3000	65	33	Proj: 27mm H: 80mm W: 230mm
61214	Severus landscape indirect IP65 2W	Black	3000	65	33	Proj: 27mm H: 80mm W: 230mm
EL-40107	Severus square indirect IP65 1.1W	Grey	3000	42	38	Proj: 27mm Sq: 125mm
61219	Severus square indirect IP65 1.1W	Black	3000	42	38	Proj: 27mm Sq: 125mm

OUR PRODUCTS



SAFE, FAST FIX
INSTALLATION



THE RIGHT PRODUCT
FOR THE JOB



MORE FUNCTIONALITY
THE RIGHT PRICE



INDUSTRY LEADING
WARRANTIES

OUR SERVICE



SAXBY TRADE
EXCLUSIVE PORTAL



TECHNICAL SUPPORT
LIGHTING DESIGN



NEXT DAY DELIVERY
4PM CUT OFF



MARKETING
SUPPORT



INDOOR / OUTDOOR
USE



BEZEL
OPTIONS



CCT
SWITCH



IP65
RATED

ALBUS CCT

Functional and stylish LED guide light

The AlbusCCT is a small and compact indirect low level LED wall light with an integrated CCT switch. Its sleek and modern design makes it the perfect addition to any space, either indoors or outdoors due to its IP65 rating. The AlbusCCT features three colour temperatures in one unit 3000K/4000K/6500K and is supplied with a black bezel as standard. Other bezel options are available which include matt white or satin nickel bezel. Each fitting comes pre wired with 20cm of cable.

NEW
PRODUCT

ALBUS CCT

Functional and stylish LED guide light for both interior and exterior use

 **3YR**
WARRANTY

 **CLASS 2**

 **SMD**

 **IP65**
RATED

 **80**
CRI

100
LUMENS

BEZEL
OPTIONS

CCT



99761

99763



99764



- 1.5W LED module (SMD) CCT

Code	Description	K	LM	LM/W	Dimensions	Cut out
99761	NEW Albus CCT IP65 1.5W	3000/4000/6500	100	67	Proj: 5mm H: 85mm W: 85mm	75mm
99763	NEW Albus CCT white bezel	-	-	-	Proj: 5mm Sq: 85mm	-
99764	NEW Albus CCT silver bezel	-	-	-	Proj: 5mm Sq: 85mm	-

Order online www.saxbytrade.com

ECO

Cost effect discreet brick light built from sturdy aluminium; supplied with both plain and louvre panels

 **2YR**
WARRANTY

 **CLASS 1**

 **DIMMABLE**

 **IP44**
RATED

CHOICE OF
FRONT
PANELS



- Constructed from die cast aluminium alloy & frosted glass
- Min void: 75mm



Code	Description	Lamp	Finish	Dimensions	Cut out
52213	Eco plain & louvre IP44	E27 GLS (required)	Textured grey	Proj: 6mm H: 102mm W: 235mm	85 x 226mm
0L60AB	Eco plain & louvre IP44	E27 GLS (required)	Textured black	Proj: 6mm H: 102mm W: 235mm	85 x 226mm

Sleek, modern and compact indirect guide light giving a soft lighting effect

 **3YR**
WARRANTY

 **CLASS 1**

 **COB**

 **IP65**
RATED

 **80**
CRI

115
LUMENS



79194



79193



- Constructed from aluminium alloy & clear glass
- Textured matt white finish
- Min void: 50mm

Code	Description	Lamp	K	LM	LM/W	Dimensions	Cut out
79194	Hester IP65	2W LED module (COB)	4000	115	58	Dia: 80mm D: 41.5mm	Dia: 75mm
79193	Hester IP65	2W LED module (COB)	4000	115	58	H: 80mm W: 80mm D: 41.5mm	Dia: 75mm



PUSH FIT
HEAD



3 SIZE
OPTIONS



MINIMUM VOID
80MM



4 COLOUR
OPTIONS

IKONPRO CCT

Unique design, easy to fit decking kits

An addition to the popular IkonPRO recessed LED decking kit range, within each head there is a choice of colours. Featuring the unique design of removable and interchangeable heads, to change colour you simply turn the head 180° and reinsert into the loom. The Fresnel lenses improve lumen output, diffusing the spread of light evenly. Designed to be fitted and wired during the decking build stage without the heads, the supplied rubber caps protect the fitting from the elements until the decking is complete. Each individual IP67 head then simply plug in, adding the final touches to the decking design. Available in a variety of sizes and colours.

IKONPRO CCT

Unique design, east to fit, plug and play decking lights with an IP67 rating

 **5YR**
WARRANTY

 **CLASS 3**

 **SMD**

 **IP67**
RATED

 **WALK**
OVER

 **80**
CRI

UP TO
410
LUMENS

IP67
RATED

EASY
INSTALL

EXCLUSIVE
DESIGN



3000K/4000K



6500K/BLEU



- Constructed from stainless steel (304) & polycarbonate
- 10 x 0.75W LED module (SMD) CCT
- Min void: 80mm

Code	Description	Finish	K	LM	LM/W	Dimensions	Cut out
73347	IkonPRO CCT 25mm kit IP67	Stainless steel	3000/4000	120	16	Proj: 1mm Dia: 25mm	Dia: 20mm
73348	IkonPRO CCT 35mm kit IP67	Stainless steel	3000/4000	280	37	Proj: 1mm Dia: 35mm	Dia: 25mm
73349	IkonPRO CCT 45mm kit IP67	Stainless steel	3000/4000	410	55	Proj: 1mm Dia: 45mm	Dia: 32mm
76615	IkonPRO CCT 25mm kit IP67	Stainless steel	6500/Blue	120	16	Proj: 1mm Dia: 25mm	Dia: 20mm
76616	IkonPRO CCT 35mm kit IP67	Stainless steel	6500/Blue	280	37	Proj: 1mm Dia: 35mm	Dia: 25mm
76617	IkonPRO CCT 45mm kit IP67	Stainless steel	6500/Blue	410	55	Proj: 1mm Dia: 45mm	Dia: 32mm

Order online www.saxbytrade.com

IKONPRO ACCESSORIES

Unique design, east to fit, plug and play decking light accessories



94431



94430



94434



71553




71554



- PIR PRESENCE DETECTOR - 30 lux on, 30 lux off. 115 degree 1.5m detection range, 5 minutes \pm 1min off after no movement
- TWILIGHT DETECTOR - 30 lux on, 30 lux off
- Constructed from stainless steel (304) & polycarbonate

Fitting the IkonPRO couldn't be easier....



IkonPRO inline sensors have been added to the range, PIR presence detectors and photocell twilight detector.

Code	Description	Dimensions	Cut out
94430	IkonPRO CCT 25mm added-on head	Proj: 1mm Dia: 25mm	Dia: 20mm
94431	IkonPRO CCT 35mm added-on head	Proj: 1mm Dia: 35mm	Dia: 25mm
94434	5m cable accessory	-	-
71553	IkonPRO PIR presence detector IP67	Proj: 4mm Dia: 45mm	Dia: 32mm
71554	IkonPRO twilight detector IP67	Proj: 1mm Dia: 45mm	Dia: 32mm

EXTERIOR DECKING

NEW
PRODUCT

IKONPRO BLACK

Unique design, east to fit, plug and play decking lights with an IP67 rating


5YR
WARRANTY


CLASS 3


SMD


IP67
RATED


WALK
OVER


80
CRI

280
LUMENS

IP67
RATED

EASY
INSTALL

EXCLUSIVE
DESIGN



3000K/4000K



- Constructed from stainless steel (304) & polycarbonate
- 10 x 0.75W LED module (SMD) CCT
- Min void: 80mm

Code	Description	Finish	K	LM	LM/W	Dimensions	Cut out
99765	NEW IkonPRO CCT 35mm kit IP67	Black	3000/4000	280	37	Proj: 1mm Dia: 35mm	Dia: 25mm

Order online www.saxbytrade.com

IKONPRO RGB

Signature 10 LED head, RGB decking kit

 **3YR**
WARRANTY

 **CLASS 3**

 **IP67**
RATED

 **WALK**
OVER

 **DIMMABLE**

 **REMOTE**
CONTROL



- Constructed from stainless steel (304) & polycarbonate
- Kit includes: 10 x LED heads, Driver, 5m Extension cable, 2 x 5 way looms, 3 Pin Plug & Wi-Fi smart connector
- Min void: 80mm

Code	Description	Lamp	Dimensions	Cut out
59138	ikonPRO RGB 25mm kit IP67	10 x 0.75W LED module (SMD) RGB	Proj: 1mm Dia: 25mm	20mm
59136	ikonPRO RGB 45mm kit IP67	10 x 1.5W LED module (SMD) RGB	Proj: 1mm Dia: 45mm	32mm

EXTERIOR DECKING



IKONPRO RGB SMART

Signature 10 LED head, RGB decking kit

 **3YR**
WARRANTY

 **CLASS 3**

 **IP67**
RATED

 **WALK**
OVER

 **DIMMABLE**

IP67
RATED

SMART
TECHNOLOGY



- Kit includes: 10 x 0.75W LED heads, 15W Driver, 5m Extension cable, 2 x 5 way looms, 3 Pin Plug & Wi-Fi smart connector
- For more information on SaxbySmart see page 10




92019

saxbysmart[®]
INTELLIGENT LIGHTING

“Alexa, turn on the lights”

SaxbySmart is compatible with Amazon Echo and Google Home allowing you to control the lights directly using your own voice



Code	Description	Lamp	Dimensions	Cut out
91961	IkonPRO Smart 35mm kit	10 x 0.75W LED module (SMD) RGB	Dia: 35mm	Dia: 25mm
92019	10m cable accessory	-	-	-

Order online www.saxbytrade.com

IKON ROUND

Easy to install decking kits



6500K

BLUE




- Constructed from stainless steel (304) & polycarbonate
- 10 x 0.45W LED module (capsule)
- Min void: 35mm



Code	Description	K	LM	LM/W	Dimensions	Cut out
13889	Ikon round 30mm kit IP67	6500	80	18	Proj: 1mm Dia: 30mm	Dia: 22mm
13890	Ikon round 30mm kit IP67	Blue	-	-	Proj: 1mm Dia: 30mm	Dia: 22mm

EXTERIOR DECKING



3000K

6500K

BLUE



- Polished stainless steel & clear pc
- 10 x 0.45W LED module (SMD)
- 1 x 12V IP20 inline transformer with 5 metres of cable
- 10 x LED light fittings each with 1 metre of cable attached



Code	Description	K	LM	LM/W	Dimensions	Cut out
99562	NEW Kios 2 4.5W	3000	80	18	Proj: 1mm Dia: 30mm	Dia: 22mm
75530	Kios 2 4.5W	6500	80	18	Proj: 1mm Dia: 30mm	Dia: 22mm
94422	Kios 2 blue 4.5W	Blue	-	-	Proj: 1mm Dia: 30mm	Dia: 22mm

SMART FESTOON STRING

Timeless outdoor festoon lighting; modern smart functionality for stunning outdoor spaces



96199



- Constructed from polycarbonate & pvc plastic
- 12 x 0.5W LED module (SMD) RGB
- 0.5M between bulbs
- 5M extension cable included
- 1.5M between plug and driver
- For more information on SaxbySmart see page 10



INTELLIGENT LIGHTING®
saxbysmart

“Alexa, turn on the lights”

SaxbySmart is compatible with Amazon Echo and Google Home allowing you to control the lights directly using your own voice

WORKS WITH
amazon alexa

WORKS WITH THE
Google Assistant

Code	Description	Finish	Dimensions
96198	Smart Festoon IP44	Black	H: 110mm Dia: 45mm
96199	Smart Festoon 5m extension cable	Black	L: 5000mm

EXTERIOR DECKING



COVE

Marine grade recessed decking light

NEW
OPTION

PRE-CABLE
1.5M

 **2YR**
WARRANTY

 **CLASS 2**

 **SMD**

 **IP67**
RATED

 **80**
CRI

 **MARINE**
GRADE

 **WALK**
OVER



3000K

4000K

6500K

BLUE



- Constructed from marine grade stainless steel (316L) & polycarbonate
- Min void: 70mm

Code	Description	Lamp	K	LM	LM/W	Dimensions	Cut out
99561	NEW Cove round IP67	0.8W LED module (SMD)	4000	50	63	Proj: 3mm Dia: 40mm	Dia: 32mm
73463	Cove round IP67	0.8W LED module (SMD)	3000	50	63	Proj: 3mm Dia: 40mm	Dia: 32mm
67360	Cove round IP67	0.8W LED module (SMD)	6500	50	63	Proj: 3mm Dia: 40mm	Dia: 32mm
92012	Cove round IP67	0.8W LED module (SMD)	Blue	-	-	Proj: 3mm Dia: 40mm	Dia: 32mm

EXTERIOR DECKING

 **2YR**
WARRANTY

 **CLASS 2**

 **SMD**

 **IP67**
RATED

 **80**
CRI

 **MARINE**
GRADE

 **WALK**
OVER

PRE-CABLE
1.5M



3000K

6500K

- Constructed from marine grade stainless steel (316L) & polycarbonate
- Min void: 110mm

Code	Description	Lamp	K	LM	LM/W	Dimensions	Cut out
73464	Hayz round IP67	1.2W LED module (SMD)	3000	80	67	Proj: 2mm D: 64mm Dia: 60mm	Dia: 50mm
67361	Hayz round IP67	1.2W LED module (SMD)	6500	80	67	Proj: 2mm D: 64mm Dia: 60mm	Dia: 50mm



BEZEL
OPTIONS



WALK
OVER



IP67
RATED



IK08
RATED

HADES

Multi-directional decking/ground light solution

The Hades is our new multi directional decking/ground light solution. Using the unique design of removable and interchangeable heads you change the light angles to suit your requirements. Choose from a 1 way, 2 way or 4 way bezel to reach your desired lighting effect. Available in three colour temperatures.



80
LUMENS



1-WAY

2-WAY

4-WAY



- Frosted pc & satin nickel plate
- Constructed from die cast aluminium alloy & polycarbonate
- Complete with integrated control gear
- 1.2W LED module (SMD)



Fast fix push connectors



Code	Description	K	LM	LM/W	Dimensions	Cut out
91954	NEW Hades 3000K IP67 1.2W	3000	80	67	Proj: 2mm H: 78mm Dia: 40mm	33mm
91955	NEW Hades 4000K IP67 1.2W	4000	80	67	Proj: 2mm H: 78mm Dia: 40mm	33mm
91956	NEW Hades Blue IP67 1.2W	Blue	-	-	Proj: 2mm H: 78mm Dia: 40mm	33mm
91957	NEW Hades bezel 1-way	-	-	-	Proj: 10mm Dia: 45mm	-
91958	NEW Hades bezel 2-way	-	-	-	Proj: 10mm Dia: 45mm	-
91959	NEW Hades bezel 4-way	-	-	-	Proj: 10mm Dia: 45mm	-

PILLAR MARINE GRADE

Robust ground light constructed from marine grade stainless steel


2YR
WARRANTY


CLASS 1


DIMMABLE


IP65
RATED


MARINE
GRADE


IK08
RATED

LED
COMPATIBLE

PRE-CABLE
1M



- Constructed from marine grade stainless steel (316L) & glass
- Min void: 150mm

Code	Description	Lamp	Dimensions	Cut out
52212	Pillar round marine grade IP65	GU10 (required)	Proj: 5mm H: 150mm Dia: 108mm	Dia: 102mm
52211	Pillar square marine grade IP65	GU10 (required)	Proj: 5mm H: 150mm Sq: 108mm	Dia: 102mm

EXTERIOR RECESSED

PILLAR

Robust ground light constructed from stainless steel


2YR
WARRANTY


CLASS 1


DIMMABLE


IP65
RATED


IK08
RATED

LED
COMPATIBLE

PRE-CABLE
1M



- Constructed from stainless steel (304) & glass
- Min void: 150mm



Code	Description	Lamp	Dimensions	Cut out
GH98042V	Pillar round IP65	GU10 (required)	Proj: 5mm H: 150mm Dia: 105mm	Dia: 102mm
GH88042V	Pillar square IP65	GU10 (required)	Proj: 5mm H: 150mm Sq: 105mm	Dia: 102mm

Order online www.saxbytrade.com

PILLAR TILT

Robust ground light constructed from stainless steel

NEW
PRODUCT


2YR
WARRANTY


CLASS 1


IP67
RATED


30°
BEAM


IK08
RATED



- Dimmable
- Constructed from stainless steel (304) & glass

Code	Description	Lamp	Dimensions
99550	NEW Pillar tilt round IP67	50W GU10 reflector (Required)	Proj: 5mm H: 162mm Dia: 141mm

EXTERIOR RECESSED

NEW
OPTIONS

HOXTON

Strong and sturdy ground light with an adjustable light source

 **3YR**
WARRANTY

 CLASS 1

 COB

 **IP67**
RATED

 **DRIVE**
OVER

 **IK08**
RATED

UP TO
1550
LUMENS

ADJUSTABLE
LIGHT
HEAD

PRE-CABLE
0.5M



- Constructed from stainless steel (304) & glass

Code	Description	K	LM	LM/W	Dimensions	Cut out
90962	Hoxton IP67 6W	3000	500	83	Proj: 4.5mm H: 128mm Dia: 108mm	Dia: 105mm
79195	Hoxton IP67 6W	4000	500	83	Proj: 4.5mm H: 128mm Dia: 108mm	Dia: 105mm
90963	Hoxton IP67 13W	4000	1000	77	Proj: 4.5mm H: 158mm Dia: 141mm	Dia: 135mm
90964	NEW Hoxton IP67 13W	3000	1000	77	Proj: 4.5mm H: 158mm Dia: 141mm	Dia: 135mm
94059	NEW Hoxton IP67 16.5W	3000	1550	94	Proj: 4.5mm H: 186mm Dia: 185mm	Dia: 177mm
94060	NEW Hoxton IP67 16.5W	4000	1550	94	Proj: 4.5mm H: 186mm Dia: 185mm	Dia: 177mm
94794	NEW Hoxton marine Grade Bezel (for 6W)	-	-	-	H: 20mm Dia: 108mm	-

Order online www.saxbytrade.com

AYOKA

Recessed ground light with driver on LED module board

3YR
WARRANTY

CLASS 1

DOB
COB

IP67
RATED

80
CRI


IK08
RATED

620
LUMENS

PRE-CABLE
1.5M



- Constructed from stainless steel (304) & glass
- Min void: 100mm



Code	Description	Lamp	K	LM	LM/W	Dimensions	Cut out
67405	Ayoka round IP67	10W LED module (DOB)	6500	620	62	Proj: 5mm H: 100mm Dia: 110mm	Dia: 100mm
67406	Ayoka square IP67	10W LED module (DOB)	6500	620	62	Proj: 5mm H: 100mm Sq: 109mm	Dia: 100mm

EXTERIOR RECESSED

LUMINATRA

Bright LED spike light with versatile mounting

 **3YR**
WARRANTY

 CLASS 1

 COB

 IP65
RATED

300
LUMENS

SPIKE/WALL
MOUNT
OPTIONS

PRE-CABLE
2M



- Constructed from aluminium alloy & polycarbonate
- H: 310mm Dia: 60mm

Code	Description	Finish	Lamp	K	LM	LM/W
78635	Luminatra spike IP65 4W	Silver	4W LED module (COB)	4000	300	75
78636	Luminatra spike IP65 4W	Black	4W LED module (COB)	4000	300	75

Order online www.saxbytrade.com

SMART LUMINATRA

Smart spike light with smart RGB functionality, easy to fit and operate




- Constructed from aluminium alloy & polycarbonate
- For more information on SaxbySmart see page 10

INTELLIGENT LIGHTING®
saxbysmart

“Alexa, turn on the lights”

SaxbySmart is compatible with Amazon Echo and Google Home allowing you to control the lights directly using your own voice



Code	Description	Finish	Lamp	Dimensions
91963	NEW Smart Luminatra RGB IP65 2.5W	Black	2.5W LED module (SMD) RGB	H: 310mm Dia: 60mm

EXTERIOR SPIKE

OPAZ MV

Mains voltage robust die cast spike light


2YR
WARRANTY


CLASS 1


DIMMABLE


IP65
RATED

PRE-CABLE
3M

LED
COMPATIBLE



POLGU10



90965

- Constructed from die cast aluminium alloy & glass

Code	Description	Finish	Lamp	Dimensions
POLGU10	Opaz MV spike IP65	Textured matt black	GU10 (required)	H: 355mm W: 120mm D: 100mm
90965	Opaz MV spike IP65	Green	GU10 (required)	H: 355mm W: 120mm D: 100mm

Order online www.saxbytrade.com

TRITON

Cost effective spike light solution

NEW
PRODUCT


2YR
WARRANTY


CLASS 2


IP65
RATED


DIMMABLE

IP65
RATED

PRE-CABLE
1M



- Frosted & black pc
- Constructed from polycarbonate
- Suitable for location in or near a marine environments

Code	Description	Lamp	Dimensions
99564	NEW Triton spike IP65	5W LED GU10 (Required)	H: 320mm W: 72mm D: 110mm

EXTERIOR RECESSED

NEW
PRODUCT

LANCE

Durable spike light finished in matt black and comes with intergrated LED


3YR
WARRANTY


CLASS 1


LED


IP65
RATED


80
CRI


5
SDCM

IP65
RATED

PRE-CABLE
2M



- Matt black & clear glass
- Constructed from aluminium alloy & glass
- 7W LED module (COB)

Code	Description	K	LM	LM/W	Dimensions
99551	NEW Lance IP65 7W	3000	550	79	H: 370mm Dia: 60mm
79192	Lance IP65 7W	4000	550	79	H: 370mm Dia: 60mm

Order online www.saxbytrade.com



EMERGENCY

We offer a wide range of emergency lighting, from guides to recessed fittings. All of a high quality and spec, to ensure effective lighting of exit paths in an emergency situation.

GUIDE	286
RECESSED	291
WALL	294
EMERGENCY KITS	296
BATTERY	298

SIGHT EMERGENCY DOWNLIGHT

High output recessed EM downlight. 120 Lumen 6500K bright white LED

3YR
WARRANTY

CLASS 2

HI-P

3HR
EMERGENCY

120
LUMEN



INTERCHANGEABLE BEZELS
White, silver and black
bezels included



- 3-hour non-maintained emergency fitting
- Including white, silver and black bezels
- Constructed from aluminium alloy & polycarbonate



Code	Description	K	LM	LM/W	Dimensions	Cut out
90633	Sight Emergency Downlight 2W	6500	120	60	Proj: 26mm D: 60mm	50mm

EMERGENCY GUIDE

NEW
OPTION

SIGHT PLUS

Reliable, robust, weatherproof and functional LED EM bulkhead



220
LUMEN

24M
VIEWING
DISTANCE

MAINTAINED
& NON
MAINTAINED

FAST
FIX



Wedge accessory



Recess accessory



Push fit connector


- Clear prismatic & gloss white polycarbonate finish
- 24m viewing distance
- Supplied with ISO 7010 sticker set

Code	Description	K	LM	LM/W	Dimensions
97817	NEW Sight Plus EM self test IP65 4.5W	6500	350	78	Proj: 355mm H: 70mm W: 110mm
91146	Sight Plus EM IP65 4.5W	6500	220	49	Proj: 70mm H: 110mm W: 355mm
94346	Sight Plus wedge accessory	-	-	-	H: 129.5mm W: 110mm L: 355mm
94347	Sight Plus recess accessory	-	-	-	H: 41.2mm W: 150mm L: 395mm

Order online www.saxbytrade.com

SIGHT ECO

Reliable, robust, weatherproof and functional LED EM bulkhead

- 
3YR
 WARRANTY
- 
 CLASS 2
- 
 SMD
- 
IP65
 RATED
- 
3HR
 EMERGENCY
- 
3HR
 EMERGENCY

220
LUMEN

24M
VIEWING
DISTANCE

MAINTAINED
& NON
MAINTAINED



- Constructed from polycarbonate
- 24m viewing distance
- Supplied with ISO 7010 sticker set



Push fit connector

Code	Description	Finish	Lamp	K	LM	LM/W	Dimensions
91358	Sight Eco IP65	Gloss white	3W LED module (SMD)	6500	220	73	Proj: 48mm H: 110mm L: 210mm

EMERGENCY GUIDE

SIGHT BOX

Wall mounted emergency light suitable for all applications


3YR
WARRANTY


CLASS 1


SMD


3HR
EMERGENCY

28
LUMEN

24M
VIEWING
DISTANCE

MAINTAINED



- Constructed from steel & polycarbonate
- 24m viewing distance



Supplied with up, down, left & right arrows

Code	Description	Finish	Lamp	K	LM	LM/W	Dimensions
73796	Sight Box EM	Gloss white	1.5W LED module (SMD)	6500	28	19	Proj: 65mm H: 190mm W: 390mm

Order online www.saxbytrade.com

SIGHT 4-IN-1

LED guide fitting ceiling mounted, suspended and recessed

 **3YR**
WARRANTY

 **CLASS1**

 **SMD**

 **3HR**
EMERGENCY

20
LUMEN

28M
VIEWING
DISTANCE

ADJUSTABLE
HEIGHT



- Clear polycarbonate & green acrylic finish
- 1W LED module (SMD)
- 28m viewing distance



Supplied with up, down, left & right arrows

Code	Description	K	LM	LM/W	Dimensions	Min void	Cut out
72644	Sight 4-in-1 EM 1W	6500	20	20	H: 250-600mm L: 350mm W: 40mm	100mm	360 x 60mm

SIGHT RECESSED

Emergency maintained and non-maintained LED recessed fitting


3YR
WARRANTY


CLASS 1


SMD


3HR
EMERGENCY


3HR
EMERGENCY

160
LUMEN

MAINTAINED
& NON
MAINTAINED

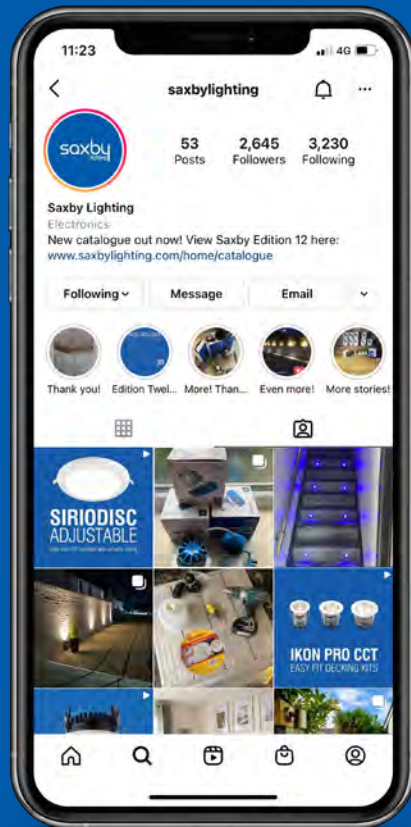


- Constructed from steel & polycarbonate
- Gloss white finish

Code	Description	K	LM	LM/W	Dimensions	Min void	Cut out
72641	Sight recessed EM 3W	6500	160	53	Proj: 11mm W: 138mm L: 410mm	200mm	392 x 112mm

Order online www.saxbytrade.com

STAY UP TO DATE WITH THE LATEST PRODUCT RELEASES FROM SAXBY LIGHTING



Follow us on Facebook,
Twitter, Instagram and LinkedIn



CYCLO 2

Self-contained emergency non-maintained fitting


2YR
WARRANTY


CLASS 1


SMD


120°
BEAM


3HR
EMERGENCY

195
LUMEN

CORRIDOR
OPTION



- Gloss white polycarbonate & aluminium alloy finish
- 3W LED module (SMD)

Code	Description	K	LM	LM/W	Dimensions	Min void	Cut out
76383	Cyclo 2 ENM 3W	6500	195	65	Proj: 3mm Dia: 110mm H: 125mm	180mm	Dia: 95mm

Order online www.saxbytrade.com

SIGHT TWIN SPOT

Adjustable twin spot emergency wall pack


3YR
WARRANTY


CLASS 1


HI-P

**SELF
TEST**

24M
VIEWING
DISTANCE



- Constructed from steel & frosted polycarbonate
- Gloss white finish
- 24m viewing distance
- Non-maintained

Code	Description	Lamp	K	LM	LM/W	Dimensions
72642	Sight Twin Spot ENM	2 x 3W LED Hi Power	6500	400	67	Proj: 60mm H: 290mm W: 266mm

EMERGENCY WALL

SIGHT TWIN SPOT

Adjustable twin spot emergency wall pack


3YR
WARRANTY


CLASS 2


SMD


IP65
RATED

**SELF
TEST**

24M
VIEWING
DISTANCE



- Clear & frosted polycarbonate finish
- Gloss white finish
- 24m viewing distance
- Non-maintained

Code	Description	Lamp	K	LM	LM/W	Dimensions
72643	Sight Twin Spot ENM IP65	2 x 3W LED module (SMD)	6500	500	83	Proj: 74mm H: 305mm W: 305mm

Order online www.saxbytrade.com

EMERGENCY LED CONVERSION KIT

NEW
PRODUCT


2YR
WARRANTY


CLASS 1


3HR
EMERGENCY



- Gloss white polycarbonate film

Code	Description	Specification	Dimensions
97818	NEW Emergency LED conversion kit		H: 51mm W: 52mm L: 174mm

EMERGENCY KIT

EMERGENCY LED CONVERSION KIT


2YR
WARRANTY


CLASS 1


3HR
EMERGENCY



- Gloss white polycarbonate film
- DC output voltage 10-90V




Code	Description	Specification	Dimensions
92514	Emergency LED conversion kit	6.4V 1500mAh	H: 24.5mm W: 55mm L: 199mm

Order online www.saxbytrade.com

BATTERY ACCESSORY

NEW
PRODUCT


2YR
WARRANTY



- For Vigor/Forca ranges

Code	Description	Specification	Dimensions
97819	NEW Battery accessory		H: 20mm W: 20mm L: 70mm

EMERGENCY BATTERY

OUR PRODUCTS



SAFE, FAST FIX
INSTALLATION



THE RIGHT PRODUCT
FOR THE JOB



MORE FUNCTIONALITY
THE RIGHT PRICE



INDUSTRY LEADING
WARRANTIES

OUR SERVICE



SAXBY TRADE
EXCLUSIVE PORTAL



TECHNICAL SUPPORT
LIGHTING DESIGN



NEXT DAY DELIVERY
4PM CUT OFF



MARKETING
SUPPORT



LAMPS & ACCESSORIES

Many of our products can be utilised even further with our accessories. It contains everything from lamps, to drivers to sensors, all to help give you more choice to suit your lighting requirements.

GU10 SMART	302
GU10	303
MR16	307
G9	308
G4	310
E27 SMART	311
B22	312
E27	313
E14	316
TRANSFORMER	317
DIMMER	318
DRIVER	319
SENSOR	322
CONNECTOR	329

GU10 SMART



SMART
2700-6500K





2YR
WARRANTY




• For more information on SaxbySmart see page 10


saxbysmart®
INTELLIGENT LIGHTING




“Alexa, turn on the lights”

SaxbySmart is compatible with Amazon Echo and Google Home allowing you to control the lights directly using your own voice



 WORKS WITH
amazon alexa

 works with the
Google Assistant

Code	Description	K	LM	LM/W	Dimensions
91948	Smart GU10 CCT 5W	2700 - 6500	350	70	H: 58mm Dia: 50mm
91949	Smart GU10 RGB CCT 5W	2700-6500 + RGB	350	70	H: 58mm Dia: 50mm

LAMPS & ACCESSORIES GU10 SMART

GU10 LED SMD

 **2YR**
WARRANTY

 **60°**
BEAM

USE IN
ENCLOSED
CAN



UP TO
580
LUMEN

UP TO
83
LM/W






UP TO
600
LUMEN

UP TO
86
LM/W



UP TO
600
LUMEN

UP TO
86
LM/W

Code	Description		K	LM	LM/W	Dimensions
70257	GU10 LED SMD 60° 7W		3000	580	83	H: 54mm Dia: 50mm
70258	GU10 LED SMD 60° 7W		4000	600	86	H: 54mm Dia: 50mm
74045	GU10 LED SMD 60° 7W		6000	600	86	H: 54mm Dia: 50mm
70259	GU10 LED SMD 60° 7W		3000	550	79	H: 54mm Dia: 50mm
70260	GU10 LED SMD 60° 7W		4000	550	79	H: 54mm Dia: 50mm
74048	GU10 LED SMD 60° 7W		6000	550	79	H: 54mm Dia: 50mm

Order online www.saxbytrade.com

GU10 LED SMD

 **2YR**
WARRANTY

 **120°**
BEAM



460
LUMEN

77
LM/W



460
LUMEN

77
LM/W



460
LUMEN

77
LM/W

Code	Description	K	LM	LM/W	Dimensions
78856	GU10 LED SMD 120° 3000K 6W	3000	460	77	H: 59mm Dia: 50mm
78857	GU10 LED SMD 120° 4000K 6W	4000	460	77	H: 59mm Dia: 50mm
78858	GU10 LED SMD 120° 6000K 6W	6000	460	77	H: 59mm Dia: 50mm

GU10 LED SMD

 **2YR**
WARRANTY

 **38°**
BEAM



 WARM	420 LUMEN	70 LM/W
---	---------------------	-------------------





 COOL	420 LUMEN	70 LM/W
---	---------------------	-------------------



 DAYLIGHT	420 LUMEN	70 LM/W
---	---------------------	-------------------



BLUE

Code	Description	K	LM	LM/W	Dimensions	
78859	GU10 LED SMD 38° 6W	3000	420	70	H: 54mm Dia: 50mm	
78860	GU10 LED SMD 38° 6W	4000	420	70	H: 54mm Dia: 50mm	
78861	GU10 LED SMD 38° 6W	6000	420	70	H: 54mm Dia: 50mm	
78862	GU10 LED SMD 38° 6W		3000	420	70	H: 54mm Dia: 50mm
78863	GU10 LED SMD 38° 6W		4000	420	70	H: 54mm Dia: 50mm
78864	GU10 LED SMD 38° 6W		6000	420	70	H: 54mm Dia: 50mm
92537	GU10 LED SMD 38° 6W	Blue			H: 54mm Dia: 50mm	

Order online www.saxbytrade.com

GLASS GU10

 **2YR**
WARRANTY



 WARM	470 LUMEN	85 LM/W
---	---------------------	-------------------





 COOL	470 LUMEN	85 LM/W
---	---------------------	-------------------



 WARM	850 LUMEN	127 LM/W
---	---------------------	--------------------



 COOL	850 LUMEN	127 LM/W
---	---------------------	--------------------


Code	Description		K	LM	LM/W	Dimensions
90631	GU10 LED SMD 38° 5.5W		3000	470	85	H: 52mm D: 50mm
90632	GU10 LED SMD 38° 5.5W		4000	470	85	H: 52mm D: 50mm
90982	GU10 LED SMD 38° 5.5W		3000	470	85	H: 52mm D: 50mm
90983	GU10 LED SMD 38° 5.5W		4000	470	85	H: 52mm D: 50mm
95916	GU10 LED SMD 60° 6.7W		3000	850	127	H: 53mm D: 50mm
95917	GU10 LED SMD 60° 6.7W		4000	850	127	H: 53mm D: 50mm

LAMPS & ACCESSORIES GU10

MR16 LED


2YR
WARRANTY


38°
BEAM



Code	Description	K	LM	LM/W	Dimensions
92535	MR16 LED SMD 38° 7W	3000	540	77	H: 52mm D: 50mm
92536	MR16 LED SMD 38° 7W	4000	540	77	H: 52mm D: 50mm

Order online www.saxbytrade.com

G9 LED SMD



2YR

 WARRANTY

USE IN

 ENCLOSED

FITTING



220
LUMEN


96
LM/W



220
LUMEN

96
LM/W

Code	Description	K	LM	LM/W	Dimensions
76139	G9 LED SMD 2.3W	3000	220	96	H: 47mm Dia: 17mm
76140	G9 LED SMD 2.3W	4000	220	96	H: 47mm Dia: 17mm



Code	Description	K	LM	LM/W	Dimensions
81019	G9 LED SMD 3.5W	3000	400	114	H: 49mm Dia: 17mm
81020	G9 LED SMD 3.5W	4000	400	114	H: 49mm Dia: 17mm
81021	G9 LED SMD 3.5W	6500	400	114	H: 49mm Dia: 17mm
98432	NEW G9 LED SMD 3.2W	3000	320	100	H: 50mm Dia: 17mm
98433	NEW G9 LED SMD 3.2W	4000	320	100	H: 50mm Dia: 17mm
98434	NEW G9 LED SMD 3.2W	6500	320	100	H: 50mm Dia: 17mm
76790	G9 LED SMD 2.5W	3000	200	80	H: 48mm Dia: 16mm
76791	G9 LED SMD 2.5W	4000	200	80	H: 48mm Dia: 16mm
81556	G9 LED SMD 2.5W	6500	200	80	H: 48mm Dia: 16mm

G4 LED SMD

NEW
PRODUCT


2YR
WARRANTY



 WARM	200 LUMEN	100 LM/W
---	---------------------	--------------------

 COOL	200 LUMEN	100 LM/W
---	---------------------	--------------------

Code	Description	K	LM	LM/W	Dimensions
98435	NEW G4 LED SMD 2W	3000	200	100	H: 37mm Dia: 10mm
98436	NEW G4 LED SMD 2W	4000	200	100	H: 37mm Dia: 10mm

LAMPS & ACCESSORIES G4



E27 SMART

2YR
WARRANTY

DIMMABLE

SMART
2700-6500K



	806 LUMEN	95 LM/W
--	---------------------	-------------------



	806 LUMEN	95 LM/W
--	---------------------	-------------------

• For more information on SaxbySmart see page 10

INTELLIGENT LIGHTING®
saxbysmart



“Alexa, turn on the lights”

SaxbySmart is compatible with Amazon Echo and Google Home allowing you to control the lights directly using your own voice



Code	Description		Lamp	K	LM	LM/W	Dimensions
91950	Smart E27 CCT 8.5W		Warm white	2700 - 6500	806	95	H: 109mm Dia: 60mm
91951	Smart E27 CCT RGB 8.5W		Warm white	2700 - 6500 +RGB	806	95	H: 109mm Dia: 60mm

Order online www.saxbytrade.com

B22 LED GLS


2YR
WARRANTY



 WARM

806
LUMEN

81
LM/W

 DAYLIGHT




806
LUMEN

81
LM/W

 WARM

UP TO
1100
LUMEN

UP TO
138
LM/W

Code	Description		K	LM	LM/W	Dimensions
91359	B22 LED GLS 10W		3000	806	81	H: 110mm Dia: 60mm
91360	B22 LED GLS 10W		6000	806	81	H: 110mm Dia: 60mm
76807	B22 LED GLS 10W		3000	806	81	H: 105mm Dia: 60mm
94344	B22 LED filament GLS 6W		2700	806	134	H: 103mm Dia: 60mm
94345	B22 LED filament GLS 7W		2700	806	115	H: 103mm Dia: 60mm
76800	B22 LED filament GLS 8W		2700	1100	138	H: 103mm Dia: 60mm

LAMPS & ACCESSORIES E27

E27 LED GLS






2YR

 WARRANTY



 WARM	806 LUMEN	81 LM/W	 DAYLIGHT	806 LUMEN	81 LM/W	 WARM	UP TO 1100 LUMEN	UP TO 138 LM/W
--	---------------------	-------------------	--	---------------------	-------------------	--	----------------------------	--------------------------


Code	Description		K	LM	LM/W	Dimensions
90970	E27 LED GLS 10W		3000	806	81	H: 110mm Dia: 60mm
90971	E27 LED GLS 10W		6000	806	81	H: 110mm Dia: 60mm
76806	E27 LED GLS 10W		3000	806	81	H: 105mm Dia: 60mm
94342	E27 LED filament GLS 6W		2700	806	134	H: 105mm Dia: 60mm
94343	E27 LED filament GLS 7W		2700	806	115	H: 105mm Dia: 60mm
76799	E27 LED filament GLS 8W		2700	1100	138	H: 105mm Dia: 60mm

Order online www.saxbytrade.com

E27 LED FILAMENT PEAR & GLOBE

 **2YR**
WARRANTY

 **DIMMABLE**



 **450**
LUMEN




75
LM/W

 **810**
LUMEN

116
LM/W

 **810**
LUMEN

116
LM/W

Code	Description		K	LM	LM/W	Dimensions
76803	E27 LED filament pear 6W		1800	450	75	H: 142mm Dia: 64mm
76801	E27 LED filament globe 95mm 7W		2700	810	116	H: 140mm Dia: 95mm
76802	E27 LED filament globe 125mm 7W		2700	810	116	H: 170mm Dia: 125mm

LAMPS & ACCESSORIES E27

NEW
OPTION

E27 LED STICK


2YR
WARRANTY



 WARM	800 LUMEN	100 LM/W
---	---------------------	--------------------



 COOL	806 LUMEN	101 LM/W
---	---------------------	--------------------



Shown in bollard

Code	Description	K	LM	LM/W	Dimensions
99757	NEW E27 LED Stick 8W	3000	800	100	H: 113mm Dia: 35mm
94349	E27 LED Stick 8W	4000	806	101	H: 113mm Dia: 35mm

Order online www.saxbytrade.com





E14 LED GOLF & CANDLE



2YR

 WARRANTY



Code	Description		K	LM	LM/W	Dimensions
76804	E14 LED golf 5.8W		3000	470	81	H: 80mm Dia: 45mm
76805	E14 LED candle 5.8W		3000	470	81	H: 100mm Dia: 38mm
76797	E14 LED filament golf 4W		2700	470	118	H: 80mm Dia: 45mm
76798	E14 LED filament candle 4W		2700	470	118	H: 98mm Dia: 35mm
94340	E14 LED filament golf 4W		2700	470	118	H: 80mm Dia: 45mm
94341	E14 LED filament candle 4W		2700	470	118	H: 98mm Dia: 35mm

12V TRANSFORMER


2YR
WARRANTY


CLASS 2


DIMMABLE



Code	Description	Finish	Dimensions
ET60R	12V transformer 20W - 60W dimmable	Polycarbonate	H: 20mm W: 32mm L: 118mm

Order online www.saxbytrade.com

DIMMER MODULE


2YR
WARRANTY



- Trailing edge dimmer module
- Max. 150 LED fittings
- Max. 400W incandescent and halogen fittings

Code	Description	Finish	Dimensions
75021	Dimmer Module 150W	Grey ABS plastic	H: 62mm W: 26mm D: 45mm

LAMPS & ACCESSORIES DIMMER MODULE



43810, 47989, 79682,
98992, 98993



79332



79333, 79334, 79681



79328, 79329, 79335,
98994, 98995, 98996



79330, 79331, 98997



94435



Code	Description	Dimmable	Voltage	Wattage	Dimensions
43810	LED driver constant voltage 12V 12W	No	12V	12W	H: 22mm W: 39mm L: 98mm
47989	LED driver constant voltage 12V 20W	No	12V	20W	H: 28mm W: 44mm L: 113mm
79335	LED driver constant voltage 12V 60W	No	12V	60W	H: 32mm W: 61mm L: 184mm
98992	NEW LED driver constant voltage 24V 6W	No	24V	6W	H: 22mm W: 39mm L: 81mm
98993	NEW LED driver constant voltage 24V 12W	No	24V	12W	H: 22mm W: 39mm L: 98mm
79682	LED driver constant voltage 24V 20W	No	24V	20W	H: 28mm W: 44mm L: 113mm
79328	LED driver constant voltage 24V 40W	No	24V	40W	H: 24mm W: 52mm L: 166mm
98994	NEW LED driver constant voltage 24V 50W	No	24V	50W	H: 32mm W: 61mm L: 184mm
98995	NEW LED driver constant voltage 24V 60W	No	24V	60W	H: 32mm W: 61mm L: 184mm
79329	LED driver constant voltage 24V 75W	No	24V	75W	H: 32mm W: 61mm L: 184mm
98996	NEW LED driver constant voltage 24V 100W	No	24V	100W	H: 32mm W: 61mm L: 184mm
79681	LED driver constant voltage 24V 150W	No	24V	150W	H: 34mm W: 67mm L: 210mm
98997	NEW LED driver constant voltage IP67 24V 240W	No	24V	240W	H: 40mm W: 72mm L: 249mm
79332	LED driver constant voltage 24V 25W	Yes	24V	25W	H: 30mm W: 52mm L: 128mm
79333	LED driver constant voltage 24V 50W	Yes	24V	50W	H: 32mm W: 61mm L: 184mm
79334	LED driver constant voltage 24V 100W	Yes	24V	100W	H: 34mm W: 67mm L: 210mm
79330	LED driver constant voltage IP67 24V 75W	No	24V	75W	H: 39mm W: 64mm L: 186mm
79331	LED driver constant voltage IP67 24V 150W	No	24V	150W	H: 40mm W: 70mm L: 191mm
94435	Cable set				

LED DRIVER CONSTANT CURRENT

NEW
OPTION



Code	Description		Dimmable	Dimensions
95191	LED driver constant current 5W 120mA	5YR	No	H: 25mm W: 30mm L: 157mm
43816	LED driver constant current 12W 350mA	2YR	No	H: 22mm W: 39mm L: 98mm
46896	LED driver constant current 20W 350mA	2YR	No	H: 28mm W: 44mm L: 113mm
92507	LED driver constant current 28W 700mA	5YR	No	H: 28mm W: 41mm L: 115mm
94982	LED driver constant current 38W 950mA	5YR	No	H: 28mm W: 39mm L: 115mm
92724	LED driver constant current 48W 1200mA	5YR	No	H: 29mm W: 43mm L: 139mm
92722	LED driver constant current 14W 200-350mA	5YR	Yes	H: 31mm W: 46mm L: 97mm
92723	LED driver constant current 28W 550-700mA	5YR	Yes	H: 31mm W: 46mm L: 117mm
81007	LED driver constant current 40W 950mA	5YR	Yes	H: 31mm W: 79mm L: 123mm
98449	NEW LED driver constant current 40/50W 1000/1200mA	2YR	Yes	H: 30mm W: 44mm L: 179mm

NEW
OPTION

DALI DIMMABLE DRIVERS

 **5YR**
WARRANTY


 DIMMABLE

FLICKER
FREE

99565




92244, 92245, 92246



92247



92248



- Output Voltage Range 25-42V



CODE	DESCRIPTION	WATTAGE	OUTPUT CURRENT	DIMENSIONS
99565	NEW Dali Dimmable Driver 15W	15W	100-350mA	H: 21mm W: 30mm L: 195mm
92244	Dali Dimmable Driver 21W	21W	250-500mA	L: 245mm W: 30mm H: 21mm
92245	Dali Dimmable Driver 31.5W	31.5W	550-750mA	L: 245mm W: 30mm H: 21mm
92246	Dali Dimmable Driver 44W	44W	800-1050mA	L: 245mm W: 30mm H: 21mm
92247	Dali Dimmable Driver 63W	63W	1100-1500mA	L: 285mm W: 30mm H: 21mm
92248	Dali Dimmable Driver 84W	84W	1550-2000mA	L: 355mm W: 30mm H: 21mm

Order online www.saxbytrade.com

MICROWAVE DETECTOR


2YR
WARRANTY


CLASS 2


MICROWAVE
SENSOR



- 360° (180° on a wall) detection angle, 8m range with a 10 sec - 15 mins timer function

Code	Description	Finish	Dimensions
90978	Microwave detector flush IP20	Gloss white polycarbonate	Proj: 25mm Dia: 108mm

LAMPS & ACCESSORIES SENSOR

PIR DETECTOR 2-IN-1


2YR
WARRANTY


CLASS 2

2-IN-1



Recessed Mounted



Surface Mounted

- 8m range with a 10 sec - 7 min timer function, 10 lux to 2000 lux range
- Maximum 2000W (incandescent lamp)
- Maximum 1000W (LED)
- Installation height 2.2 - 4 meters
- Recessed and surface mounted options

Code	Description	Finish	Dimensions
90977	PIR detector 2-in-1 IP20	Gloss white polycarbonate	Dia: 93mm Proj: 36mm

Order online www.saxbytrade.com

PIR DETECTOR 3-IN-1

3-IN-1

 **2YR**
WARRANTY

 **CLASS 2**

 **IP54**
RATED

 **PIR**
SENSOR



Ceiling Mounted



Corner Mounted



Wall Mounted



- 10 lux on, 2000 lux off. 180° - 360° detection angle, 12m maximum range with a 10 sec - 15 min timer function
- Constructed from polycarbonate & pmma plastic

Code	Description	Finish	Dimensions
95283	PIR detector IP54 3-in-1 IP54	Black polycarbonate	Proj: 134.7mm H: 75.5mm W: 72.2mm

LAMPS & ACCESSORIES SENSOR


2YR
WARRANTY


CLASS 2


PIR
SENSOR



- 10 lux on, 2000 lux off. 120° - 360° detection angle, 2–10m detection distance with a 10 sec - 7 min timer function
- Constructed from abs plastic

Code	Description	Finish	Dimensions
95284	PIR mini	White abs plastic	Proj: 56mm W: 44mm H: 35mm

PIR SECURITY DETECTORS


2YR
WARRANTY


CLASS 2


IP44
RATED


PIR
SENSOR



- 180° detection angle, 12m maximum range with a 10 sec - 7 min timer function
- 2000W incandescent and 1000W LED maximum
- 10lux - 2000lux adjustable
- Installation height 1.8 - 2.5 metres

Code	Description	Finish	Dimensions
90974	PIR security detector wall IP44	Black ABS plastic	Proj: 77mm H: 70mm W: 55mm
90975	PIR security detector wall IP44	White ABS plastic	Proj: 77mm H: 70mm W: 55mm

LAMPS & ACCESSORIES SENSOR

PHOTOCELL


2YR
WARRANTY


CLASS 2


IP44
RATED



- 10 - 100 lux on, 40 - 250 lux off
- Rated current 10A

Code	Description	Finish	Dimensions
90981	Photocell	Black ABS	Dia: 86mm H: 130mm

Order online www.saxbytrade.com

TWILIGHT DETECTOR


2YR
WARRANTY


CLASS 2


IP44
RATED



- Fully adjustable 5 - 300lux
- Rated current 15A

Code	Description	Finish	Dimensions
90979	Twilight detector wall IP44	Black ABS plastic	Proj: 27.5mm H: 102mm W: 70mm
90980	Twilight detector wall IP44	White ABS plastic	Proj: 27.5mm H: 102mm W: 70mm

INLINE IP68 CONNECTOR


2YR
WARRANTY


CLASS 2


IP68
RATED

IP68
RATED



- Suitable cable size 0.5 - 2.5mm

Code	Description	Finish	Dimensions
90131	Inline IP68 connector straight IP68	Black nylon	L: 84mm Dia: 26mm
90132	Inline IP68 connector tee IP68	Black nylon	L: 110mm H: 26mm W: 70mm

Order online www.saxbytrade.com

































TECHNICAL & INDEX

TECHNICAL	332
T&C'S	339
INDEX	340

Icons Guide

Each of our products have appropriate icons displayed against them. Our handy icon guide helps to explain what each of our icons mean.

 5YR WARRANTY	1, 2, 3 or 5 year warranty, refer to T&Cs	 80 CRI	Color Rendering Index
 CLASS 1	Class 1, earthed product	 6 SDCM	Standard Deviation Colour Matching
 CLASS 2	Class 2, double insulated product	 MOTION SENSOR	Motion sensor
 CLASS 3	Class 3, super extra low voltage product (driver required)	 PIR SENSOR	PIR sensor
 FIRE RATED 30,60,90 MINS	Suitable for use in 30, 60 or 90 minute fire rated ceilings	 PIR SENSOR	Includes microwave sensor
 IP65 RATED	Denotes IP rating (see page 292)	 PHOTOCELL SENSOR	Includes photocell sensor
 ACOUSTIC RATED	Part E (BS EN140 acoustics) building regulations	 REMOTE CONTROL	Remote control
 IK03	Meets EN 62262 impact resistance	 ROCKER SWITCH	Rocker switch
 EMERGENCY MAINTAINED	Emergency Maintained	 PULL CORD	Pull cord
 EMERGENCY	Emergency Non Maintained	 TOGGLE SWITCH	Toggle switch
 EMERGENCY SELF TEST	Emergency Maintained Self Test	 DE-MIST PAD	De-mist pad
 WALK OVER	Walk over	 SHAVER SOCKET	Integrated shaver socket
 DRIVE OVER	Drive over	 60° BEAM	60° beam angle
 MARINE GRADE	High grade stainless steel, suitable for marine environment	 30° TILT	30° tilt angle
 DIMMABLE	Dimmable with a compatible lamp/dimmer switch	 355° ROTATION	355° rotation angle

Lamp Temperature

When thinking about lamp and fitting choice it's important to understand that every light source has two distinct elements. The first part is brightness which is measured in lumens; this is a measure of the amount of light that it will give out.

The second part is the colour temperature, which is measured in kelvin and indicates how cool or warm the light is. Warmer fittings and lamps have low kelvin numbers, whereas cooler lamps and fittings will have a kelvin that is high. Choosing the right fitting or lamp helps to create the right effect within your chosen room.

WARM white

COOL white

DAYLIGHT white



WARM white (<3800k)



Warmer whites are generally preferred for creating a more relaxed environment in dining, living or reception areas.

COOL white (3900k to 5800k)



Cool white is a good choice for retail and office environments where a simulated natural, outdoor light is preferred. Use in modern contemporary kitchens and bathrooms to complement the décor.

DAYLIGHT white (>5900k)



Perfect for industrial and healthcare applications where the most natural lighting is required.

Finding your LED equivalent

LED	3W	5W	7W	9W	12W
INCANDESCENT	25W	40W	60W	75W	100W
HALOGEN	18W	28W	42W	55W	70W
LUMENS	200	400	600	800	1000
CFL	5W	8W	12W	15W	20W

Ingress Protection (IP) Rating

Each light within our brochure has been given an appropriate IP rating; this relates to the degree of protection the light provides against solid object and water ingress. IP ratings are relevant to anywhere that moisture is prevalent, such as bathrooms, utility rooms and exterior environments. Written as IPxx, the first x defines the level of protection offered from dust; the second x defines the level of protection offered from moisture. The higher the numbers are, the better the protection will be.



INGRESS PROTECTION

IP65

SOLID OBJECT

MOISTURE

1

Protected against a solid object greater than 50mm such as a hand

2

Protected against a solid object greater than 12.5mm such as a finger

3

Protected against a solid object greater than 2.5mm such as a screwdriver

4

Protected against a solid object greater than 1mm such as a wire

5

Dust protected. Limited ingress of dust permitted. Will not interfere with operation of the equipment

6

Dust tight. No ingress of dust

1

Protected against vertical falling drops of water. Limited ingress permitted

2

Protected against vertical falling drops of water with enclosure tilted up to 15 degrees from the vertical. Limited ingress permitted

3

Protected against sprays of water up to 60 degrees from the vertical. Limited ingress permitted

4

Protected against water splashes from all directions. Limited ingress permitted

5

Protected against jets of water. Limited ingress permitted

6

Protected against powerful jets of water. Limited ingress permitted

7

Watertight against the effects of immersion in water between 15cm and 1m for 30 minutes

8

Watertight against the effects of immersion in water under pressure for long periods

Choose the right IP rating for your location

In most cases a product with a rating of IP44 will be suitable for the majority of locations, but there are certain circumstances where a lower or higher rating would be more appropriate. For products fitted in porches or downlights fitted in soffits, the property will give a certain amount of protection and these can be rated IP23.

For commercial properties we offer wall and ground light products with improved seals that have a higher rating of IP65. Our IP67 rated products are the most resilient, and can withstand almost all weather conditions.



Benefits of LED Lighting

ENERGY EFFICIENCY - The energy saving from an LED lamp is substantial; compared to an incandescent lamp, you will only use around 20% of the energy. They are even more efficient than fluorescent lamps too, saving 20% on the running cost for a similar light output.

MUCH LONGER LIFESPAN - LED lamps have a much longer lifetime, on average 15 times longer than the original incandescent lamps, so they don't need to be replaced as often.

INSTANT LIGHT - Fluorescent energy saving lamps take a long time to reach full brightness, whereas LED alternatives produce light at full intensity instantly.

ENVIRONMENTALLY FRIENDLY - Not only do LED lamps and fittings last much longer, but they use less energy than other light sources.

SAFE - Unlike fluorescent lamps, LED lamps do not contain mercury. This makes them easy to recycle and safe to have around the home too.

LEDs explained

Technology has progressed further, to a point where there is a direct LED equivalent to existing halogen and incandescent lamps. The future is bright too; new technology will see brighter LEDs using even less power than they currently do.



SMD

SMD - An established technology now, these LEDs offer a variety of package sizes and light outputs. They are normally used in an array form, to give an even spread of light.



COB

COB - This LED has a number of separate chips embedded in phosphor and mounted on a ceramic package. This gives greatly improved lumens per watt, better cooling and superior light output.



LED
HI POWER

HI POWER - These types of LED offer superior light output, but have higher power requirements. Normally available in 1W or 3W, these require a heatsink to run at the correct temperature.



RGB
SMD

RGB - Red, green, blue (RGB) LEDs have three separate LEDs embedded in one chip. They allow precise selection for the ultimate in accent lighting.



DOB
SMD

DOB - Driver On Board is a new technology using both SMD and COB LEDs, but without an external driver. The power control circuitry is integrated onto the printed circuit board (PCB) and these are connected directly to the mains power source.

Lamp Data Explained

The lumen figures quoted in the catalogue are for guidance only. The lumen figure is for the entire product and the Lm/W can be used when selecting products which are Part L compliant.

Code	Description	K	LM	LM/W	Dimensions
78541	SirioDISC Adjustable 18W	4000	1450	81	H: 15mm Dia: 230mm

- K: 4000 Lm: 1450 Lm/W: 81

Colour Rendering Index (CRI)

This figure is a percentage and relates to the ability of the lamp or product to show accurate colours when compared to a reference light source. All of our lamps and integrated products have a CRI in excess of 80 and 65 for outdoor lighting.

Energy Saving - All products supplied with a lamp or light source must have a declared energy rating. This can be found on the packaging. The most energy efficient products are rated A+ +. We also include Lm/W figures for all lamps and products with a light source so you can make an informed choice on the best product for your application.

Building regulations

Part B - This regulation refers to the fire safety requirements that new buildings must meet. Recessed products that break the fire barrier during installation must ensure that they are capable of maintaining the original barrier against fire.

Part C - This regulation covers requirements on the flow of air and moisture in a building.

Part E - This regulation also refers to recessed products and their ability to minimise sound passing through from one part of a property to another.

Part L - This regulation outlines minimum energy efficiency requirements for all commercial and domestic properties. All lights fitted must meet minimum Lm/W requirements.

Part P - This regulation refers to the safe installation of all electrical fittings and lighting and the inspection, testing and certification of a property.

Glossary

ELECTRICAL

a.c. - Is the acronym for alternating current.

d.c. - Is the acronym for direct current.

Watt - This is the amount of energy that a product consumes.

mA - This is the rate of flow of electricity, measured in amps. You would normally come across this as the output of a constant current LED driver.

Volts - The volt is a measure of electric potential. The UK mains voltage is 240V.

Constant current - This refers to the output from an LED driver, in these the current output remains the same, i.e. 350mA, and the voltage increases as the power increases.

Constant voltage - This refers to the output from an LED driver, in these the voltage output remains the same, i.e. 12V, and the current increases as the power increases.

Hertz - This is the unit of frequency. The UK mains a.c. supply voltage is set at 50Hz.

Class 1 - This fitting has basic insulation and relies on an earth connection for safety.

Class 2 - This fitting has two layers of insulation and does not require an earth connection. Often known as double insulated.

Class 3 - Sometimes known as Safety Extra Low Voltage (SELV), the operating voltage of these products is lower than 50V and is isolated from the mains supply.

kWh - 1000W of electricity used over the period of one hour.

Abbreviations

- ◆ H: Height
- ◆ W: Width
- ◆ L: Length
- ◆ D: Depth
- ◆ Proj: Projection
- ◆ Dia: Diameter
- ◆ Sq: Square
- ◆ K: Kelvin
- ◆ Lm: Lumens
- ◆ Lm/W: Lumens per Watt

Light Source

LED - Is the acronym for Light Emitting Diode.

Kelvin - This figure defines the colour temperature of visible light. The units are K.

SDCM - This is an acronym for Standard Deviation Colour Matching and is a way of measuring the differences between LEDs of the same colour. Sometimes called the MacAdam Ellipse.

Lumen - A measure of the quantity of visible light from a lamp or product.

RGB - Is the acronym for red, green and blue for an LED that can change colour .

CRI - Is the acronym for Colour Rendering Index. It relates to the ability of the lamp or product to show accurate colours when compared to a reference light source.

Lux - A measure of the intensity of light, defined as 1lm /m2.

LM80 - This is a standard for measuring the lumen depreciation of a solid state light source.

Efficiency - Lamp and luminaire efficiency is measured in Lm/W. This gives an accurate comparison between different types of fittings for energy usage.

Sensors

PIR - Also known as passive infrared, the sensor detects the heat energy that all living bodies give off. When a person walks in front of the fitting, the sensor detects the change in the radiation and turns on the light.

Photocell - Sometimes known as a dusk to dawn sensor. The sensor reacts to the ambient light and will turn the fitting on when a pre-set light level is reached. The light will remain on until the light increases to another pre-set level where it will turn off.

Microwave - These have a similar operation to the PIR but work by detecting motion. They send a continuous wave of radiation out and if there is any movement in their range they detect the change in frequency and operate the light. They can be fitted internally as the microwaves will pass through some materials, and can even pass through walls.

Infra-red - These are short range movement sensors and are used for hands free operation of lights where you may have wet hands. The IR sensor is a little module with an emitter and a detector, it emits a beam of infra-red (like your TV remote), and when the beam is broken the detector will activate the sensor.

Touch (Resistive) - A resistive touch switch relies on the natural conductivity of the skin and must be used with a conductive material.

Touch (Capacitive) - Capacitive switches have the advantage of being able to work with non-conductive materials such as wood and plastics. These work by using the electrical charge (static electricity) that the human body naturally has. On touching the sensor, the electrical parameters change and the switch will operate.

Miscellaneous

IP - Is the acronym for ingress protection. The first number refers to the dust proofing and the second to the protection against water.

IK - This is the numerical classification for impact protection of outdoor light fittings.

Maintained - Emergency lights that operate as a normal light fitting and can be controlled with all the other lights in the area, however when the power fails the maintained emergency fitting will continue to operate but at a lower light level.

Non Maintained - Is normally switched off, with its batteries being continuously charged and a green LED showing fully charged. When the power fails then the fitting switches on using its battery supply. Non-maintained fittings are not part of the general lighting but are fittings such as emergency exit signs.

Terms & Conditions

Whilst every effort has been made to ensure that the information provided in this catalogue is accurate, we do not accept liability for errors or omissions in the descriptions, data, dimensions or any other information in the catalogue. No warranty, express or implied, is given that the information provided in this catalogue is error free. We try to ensure that colours and dimensions are correct at time of print, but these are given for guidance and comparison only and are subject to change without notice. Some of our products are handmade and are therefore subject to natural variation in colour and appearance. As a process of continual improvement, we reserve the right to amend and change the specification of products without notice. Prior to making any structural changes, please ensure physical confirmation of correct dimensions.

All exterior products are covered by our guarantee. Unless specifically defined as high quality marine grade stainless steel, these guarantees are null and void if the products are installed or stored within or near a marine or sea and coastal environments or where there is salt, fertilisers and/or chemical pollution in the environment.

Full terms and conditions available upon request.

Quality Statement

Our company is committed to achieving great customer satisfaction by always putting our customers at the heart of everything we do. We are continually developing our systems and processes with the ultimate aim of getting it 'right first time, every time'.

Outdoor Lighting

Our cast aluminium, stainless steel and nylon fibre products have a 2 year guarantee against corrosion. These guarantees are null and void if products are installed where there is salt, fertilisers and/or chemical pollution in the air or have been sprayed with chemical cleaners and the product has not been maintained.

Dimmer Switches

If your product is dimmable and requires a third party dimmer switch, compatibility is not guaranteed with all Saxby products. For further advice, please contact a qualified electrician or the manufacturer of the dimmer switch you intend to use. Do not use dimmer switches for tubular fluorescent lamps or energy efficient replacement compact fluorescent lamps. The dimmer switch will eventually burn out if used for these applications!

Products incorporating LEDs - A lot of our LED lamps and fittings can now be dimmed and we would recommend using a specific LED dimmer switch. Please verify with us that the product can be dimmed before consulting a qualified electrician or dimmer manufacturer for correct selection of dimmer switch.

Products incorporating Integral Low Voltage Electronic Transformers (G4 halogen lamps) - We do not generally recommend dimming these products, but if dimming is necessary, then a specialised dimmer switch may be required. Please verify with us that the product can be dimmed before consulting a qualified electrician or dimmer manufacturer for correct selection of dimmer switch.

Products Using Mains Voltage Halogen Bulbs (GU10, G9, ECO halogens and Linear Halogen Lamps) - Dimmer switches must not be overloaded. Some dimmer switches are designed to run warm and it is quite usual for the front plate to reach temperatures of approximately 50° Celsius during normal operation. When using halogen lamps make sure that the dimmer is rated at least twice the total wattage of the lamps to be dimmed, e.g. if using 3 x 50w GU10 halogen (150W), then make sure the dimmer is rated at 300W. See table below:

Maximum Load on Dimmer Switch Label	Maximum Load for Mains Halogen
300W	150W
500W	250W
1000W	500W

It is also quite normal to hear a slight buzzing sound coming from the dimmer switch in operation

Product Code Index

■	10400	123
■	10401	121
■	12421	159
■	13758	167
■	13759	164
■	13760	163
■	13797	177
■	13798	195
■	13799	195
■	13801	184
■	13802	185
■	13822	227
■	13889	266
■	13890	266
■	13914	177
■	13915	208
■	13921	194
■	13922	194
■	13923	194
■	13924	220
■	13928	197
■	13929	197
■	14015	188
■	14016	188
■	14017	188
■	14018	189
■	34200	156
■	34483	156
■	35612	157
■	39166	155
■	39167	155
■	39168	155
■	39237	168
■	39363	170
■	39608	158
■	39627	170
■	39629	157
■	40045	223

■	42315	102
■	42316	102
■	43277	108
■	43278	109
■	43279	110
■	43281	108
■	43282	109
■	43283	110
■	43655	208
■	43810	319
■	43816	320
■	46395	116
■	46428	91
■	46429	91
■	46896	320
■	47989	319
■	48024	103
■	48025	103
■	48739	237
■	48740	237
■	48869	40
■	49145	104
■	49909	193
■	49910	193
■	49911	193
■	49945	219
■	49946	219
■	50005	55
■	50006	55
■	50605	117
■	50606	117
■	50673	32
■	50674	32
■	50681	32
■	50682	32
■	50686	33
■	50688	33
■	50695	91

Product Code Index

50952	91	60991	111
51918	132	60992	111
52211	274	60993	111
52212	274	60995	111
52213	258	60997	110
52305	135	60998	108
52306	135	60999	109
52329	38	61000	112
52330	38	61001	112
52331	38	61002	112
52332	38	61003	112
52333	38	61059	32
52334	38	61060	32
52403	44	61061	33
52404	44	61211	254
52405	44	61214	254
52407	43	61219	254
52408	43	61635	124
52409	43	61636	122
52485	41	61638	120
54479	160	61639	120
54487	160	61640	125
54553	222	61646	239
54554	222	61647	239
54675	159	61648	239
54676	159	61649	239
55689	242	61650	239
55690	242	61651	239
55691	242	61652	239
55692	242	61653	239
59136	264	61865	213
59138	264	61866	213
59850	159	66786	74
59995	66	67176	240
59996	66	67177	240
60894	169	67360	270
60895	165	67361	271
60899	162	67405	278

Product Code Index

■	67406	278
■	67685	209
■	67686	209
■	67687	209
■	67695	212
■	67696	212
■	67697	199
■	67698	199
■	67699	199
■	67700	199
■	67701	198
■	67702	198
■	67703	198
■	67704	198
■	69231	239
■	69232	239
■	69233	239
■	69500	130
■	69880	26
■	69881	26
■	69882	26
■	69883	26
■	69884	26
■	69885	26
■	70257	303
■	70258	303
■	70259	303
■	70260	303
■	70417	41
■	70418	41
■	70847	189
■	70848	189
■	71512	27
■	71515	27
■	71553	262
■	71554	262
■	71886	103
■	71888	105

■	71889	104
■	71890	105
■	71891	105
■	71892	104
■	71893	104
■	71894	105
■	71895	105
■	71896	104
■	71899	102
■	72180	239
■	72181	239
■	72360	166
■	72365	72
■	72366	72
■	72368	72
■	72369	72
■	72371	73
■	72372	73
■	72374	73
■	72375	73
■	72641	291
■	72642	294
■	72643	295
■	72644	290
■	72700	74
■	72701	74
■	72702	74
■	72703	74
■	72704	74
■	72705	74
■	72706	75
■	72707	75
■	72708	75
■	72709	75
■	72710	75
■	72711	75
■	72718	103
■	72720	105

Product Code Index

■ 72721	104	■ 73813	51
■ 72722	105	■ 74031	20
■ 72723	105	■ 74032	20
■ 72724	104	■ 74045	303
■ 72725	104	■ 74048	303
■ 72726	105	■ 74707	23
■ 72727	105	■ 74708	23
■ 72728	104	■ 74709	23
■ 73347	261	■ 74710	23
■ 73348	261	■ 74711	23
■ 73349	261	■ 74712	23
■ 73352	71	■ 74767	92
■ 73445	188	■ 74768	92
■ 73446	188	■ 75021	318
■ 73463	270	■ 75272	204
■ 73464	271	■ 75429	188
■ 73534	67	■ 75430	179
■ 73536	77	■ 75431	178
■ 73666	134	■ 75432	185
■ 73667	133	■ 75433	179
■ 73684	113	■ 75434	184
■ 73685	113	■ 75435	178
■ 73686	113	■ 75436	182
■ 73687	113	■ 75437	183
■ 73688	113	■ 75438	177
■ 73689	113	■ 75439	185
■ 73716	237	■ 75440	179
■ 73717	237	■ 75441	184
■ 73719	51	■ 75442	178
■ 73720	51	■ 75443	182
■ 73785	20	■ 75444	183
■ 73786	20	■ 75448	182
■ 73787	20	■ 75449	183
■ 73788	20	■ 75527	249
■ 73796	289	■ 75528	248
■ 73810	51	■ 75530	267
■ 73811	51	■ 75531	76
■ 73812	51	■ 75532	76

Product Code Index

75533	76
75534	76
75535	104
75536	105
75537	105
75538	104
75917	35
75921	130
75922	130
75923	130
75924	130
75930	207
75931	207
76006	38
76007	38
76139	308
76140	308
76383	293
76615	261
76616	261
76617	261
76790	309
76791	309
76797	316
76798	316
76799	313
76800	312
76801	314
76802	314
76803	314
76804	316
76805	316
76806	313
76807	312
77892	88
77893	88
77895	88
77896	88

77897	89
77898	89
77899	89
77900	89
77901	89
77902	89
77903	89
77904	90
77905	90
77907	90
77908	90
77909	90
77910	90
77911	90
77912	90
77913	90
77914	241
77915	241
77916	241
78263	54
78286	90
78520	22
78521	22
78522	22
78523	22
78524	22
78525	22
78529	35
78530	43
78531	43
78532	43
78533	45
78534	45
78535	45
78536	45
78537	46
78538	46
78540	46

Product Code Index

■	78541	49
■	78542	47
■	78546	64
■	78554	69
■	78555	69
■	78556	69
■	78557	69
■	78558	69
■	78559	69
■	78560	70
■	78561	70
■	78562	70
■	78563	70
■	78564	70
■	78565	70
■	78573	79
■	78574	79
■	78575	79
■	78577	80
■	78578	80
■	78579	80
■	78580	80
■	78585	97
■	78586	97
■	78607	243
■	78608	243
■	78620	246
■	78621	247
■	78622	245
■	78635	279
■	78636	279
■	78637	249
■	78638	250
■	78639	249
■	78640	250
■	78641	249-250
■	78644	250
■	78645	248

■	78649	103
■	78650	101
■	78651	101
■	78654	98
■	78655	98
■	78656	98
■	78657	98
■	78658	98
■	78659	98
■	78660	98
■	78661	98
■	78662	98
■	78667	190
■	78752	80
■	78753	80
■	78757	217
■	78774	80
■	78845	246
■	78846	246
■	78847	246
■	78848	247
■	78849	247
■	78850	247
■	78851	245
■	78852	245
■	78853	245
■	78856	304
■	78857	304
■	78858	304
■	78859	305
■	78860	305
■	78861	305
■	78862	305
■	78863	305
■	78864	305
■	78954	36
■	78955	36
■	78959	100

Product Code Index

78960	100
78961	100
78962	234
78963	235
78964	234
78965	235
78966	234
78967	235
78968	234
78969	235
78970	231
78971	233
78972	233
78973	233
78978	65
79192	283
79193	259
79194	259
79195	277
79196	214
79197	196
79198	196
79199	196
79207	206
79219	99
79303	99
79305	28
79328	148, 319
79329	148, 319
79330	148, 319
79331	148, 319
79332	148, 319
79333	148, 319
79334	148, 319
79335	319
79397	80
79681	148, 319
79682	148, 319

79978	30
79979	30
79980	30
80244	30
80245	30
80246	30
80247	31
80248	31
80497	151
80498	151
80499	150
80500	150
80501	151
80775	227
81007	320
81008	192
81009	192
81010	192
81011	192
81016	21
81017	21
81018	30
81019	309
81020	309
81021	309
81022	104
81024	59
81025	59
81026	61
81556	309
81557	236
81572	34
81573	39
81739	39
81744	63
81850	63
90126	128
90127	129

Product Code Index

■	90129	67
■	90130	181
■	90131	329
■	90132	329
■	90376	17
■	90377	17
■	90378	17
■	90631	306
■	90632	306
■	90633	286
■	90954	27
■	90955	51
■	90956	51
■	90960	217
■	90961	214
■	90962	277
■	90963	277
■	90964	277
■	90965	281
■	90970	313
■	90971	313
■	90974	326
■	90975	326
■	90977	323
■	90978	322
■	90979	328
■	90980	328
■	90981	327
■	90982	306
■	90983	306
■	91146	287
■	91237	63
■	91238	244
■	91358	288
■	91359	312
■	91360	312
■	91361	79
■	91362	79

■	91363	79
■	91513	37
■	91796	172
■	91797	173
■	91798	173
■	91802	171
■	91860	229
■	91861	229
■	91862	229
■	91863	229
■	91864	231
■	91865	231
■	91866	231
■	91946	74
■	91948	302
■	91949	302
■	91950	311
■	91951	311
■	91952	66
■	91954	273
■	91955	273
■	91956	273
■	91957	273
■	91958	273
■	91959	273
■	91961	265
■	91962	251
■	91963	280
■	92012	270
■	92019	265
■	92244	321
■	92245	321
■	92246	321
■	92247	321
■	92248	321
■	92270	60
■	92272	60
■	92273	60

Product Code Index

92274	60
92276	60
92277	60
92310	226
92311	83
92312	119
92313	119
92507	320
92513	17
92514	297
92515	83
92516	83
92518	37
92519	37
92520	65
92521	65
92522	65
92523	65
92529	205
92530	205
92531	195
92532	194
92533	197
92534	197
92535	307
92536	307
92537	305
92538	36
92542	60
92543	62
92722	320
92723	320
92724	320
92730	29
92731	29
92732	29
92748	19
92754	18

92822	63
92823	63
94056	69
94057	74
94059	277
94060	277
94340	316
94341	316
94342	313
94343	313
94344	312
94345	312
94346	287
94347	287
94348	217
94349	315
94422	267
94430	262
94431	262
94432	99
94433	99
94434	262
94435	319
94519	96
94520	96
94754	36
94792	185
94793	179
94794	277
94795	43
94796	43
94797	43
94946	151
94947	150
94948	150
94949	150
94982	320
95191	320

Product Code Index

■	95202	19
■	95203	19
■	95283	324
■	95284	325
■	95285	252
■	95539	86
■	95540	86
■	95541	86
■	95542	86
■	95543	86
■	95544	86
■	95545	87
■	95546	87
■	95547	87
■	95548	87
■	95549	87
■	95550	87
■	95551	87
■	95552	87
■	95553	87
■	95554	187
■	95555	181
■	95916	306
■	95917	306
■	95918	38
■	95919	38
■	96197	93
■	96198	268
■	96199	268
■	96850	69
■	96851	74
■	97732	151
■	97734	151
■	97735	151
■	97736	150
■	97737	151
■	97738	150
■	97739	150

■	97817	287
■	97818	296
■	97819	298
■	97820	217
■	97821	190
■	97822	190
■	97823	214
■	97824	214
■	97853	225
■	98432	309
■	98433	309
■	98434	309
■	98435	310
■	98436	310
■	98437	186
■	98438	186
■	98439	203
■	98440	203
■	98441	116
■	98442	191
■	98443	230
■	98444	230
■	98445	230
■	98446	230
■	98447	231
■	98448	19
■	98449	320
■	98450	53
■	98451	53
■	98992	319
■	98993	319
■	98994	319
■	98995	319
■	98996	319
■	98997	319
■	98998	140
■	98999	140
■	99000	140

Product Code Index

■ 99001	140
■ 99002	140
■ 99003	140
■ 99004	140
■ 99005	140
■ 99006	140
■ 99007	140
■ 99008	140
■ 99009	140
■ 99010	140
■ 99011	141
■ 99012	141
■ 99013	142
■ 99014	142
■ 99015	142
■ 99016	142
■ 99017	142
■ 99018	143
■ 99019	143
■ 99020	143
■ 99021	143
■ 99022	143
■ 99023	143
■ 99024	143
■ 99025	143
■ 99026	143
■ 99027	143
■ 99028	143
■ 99029	143
■ 99030	143
■ 99031	143
■ 99032	143
■ 99033	143
■ 99034	143
■ 99035	144
■ 99036	144
■ 99037	144
■ 99038	144

■ 99039	144
■ 99040	144
■ 99041	144
■ 99042	144
■ 99043	144
■ 99044	145
■ 99045	145
■ 99046	145
■ 99047	145
■ 99048	145
■ 99049	145
■ 99050	145
■ 99051	145
■ 99052	140
■ 99053	145
■ 99054	144
■ 99055	146
■ 99544	232
■ 99545	252
■ 99546	252
■ 99547	252
■ 99548	211
■ 99549	211
■ 99550	276
■ 99551	283
■ 99552	46
■ 99553	46
■ 99554	46
■ 99555	46
■ 99556	46
■ 99557	37
■ 99558	37
■ 99559	37
■ 99560	37
■ 99561	270
■ 99562	267
■ 99563	249
■ 99564	282

Product Code Index

■	99565	321
■	99566	95
■	99756	203
■	99757	315
■	99758	32
■	99759	32
■	99760	30
■	99761	257
■	99763	257
■	99764	257
■	99765	263
■	99767	95
■	4478182	218
■	4479782	218
■	1818PIR	221
■	1818S	221
■	3TH113W	103
■	3TH139W	101
■	3TRAWI	104
■	3TRAWIS	105
■	3TRAWL	105
■	3TRAWP	105
■	CH200E27BK	225
■	CH201E27BK	225
■	EL-40074	200
■	EL-40075	200
■	EL-40076	200
■	EL-40088	216
■	EL-40103	254
■	EL-40104	254
■	EL-40107	254
■	EL-40115	222
■	ET60R	317
■	FH150	55
■	G2521013	108
■	G2521313	109
■	G2523413	110
■	G5501077	114

■	G5503177	114
■	G5503477	114
■	GH88042V	275
■	GH98042V	275
■	LHGU10	54
■	LHGU53	54
■	OD51004	115
■	OL60AB	258
■	POLGU10	281
■	ST031F	207
■	ST031FPIR	207
■	ST5008BK	190
■	ST5008S	190
■	ST5008W	190
■	ST5009BK	190
■	ST5009SS	190
■	ST5009W	190
■	ST5010S	190
■	ST5010W	190
■	ST5011	191

Product Name Index

■	12V transformer	317
■	Alba	205
■	Albus CCT	257
■	Altum	79-80
■	Amalfi	108-112
■	Aqualine 12V premium	132
■	Arezzo	113
■	Atlantis	188-189
■	Avit	244
■	Axial	46-47
■	Ayoka	278
■	B22 LED filament GLS	312
■	B22 LED GLS	312
■	Battery accessory	298
■	Bayswater	223
■	Bianco	207
■	Bliss	195
■	Borde CCT	66
■	Box	123
■	Breton	217
■	Broco	97
■	Bullett	103
■	Cable set	319
■	Camber	187
■	Canillo	199
■	Carraway	196
■	Cast	38
■	Cobra CCT	96
■	Cody	99
■	Conor	101
■	Converse	41
■	Cove	270
■	Crescent	122
■	Crystal	157
■	Cyclo 2	293
■	DALI Dimmable Driver	321
■	Dax	226
■	Dimmer Module	318

■	Doron	208
■	E14 LED candle	316
■	E14 LED filament candle	316
■	E14 LED filament golf	316
■	E14 LED golf	316
■	E27 LED filament globe	314
■	E27 LED filament GLS	313
■	E27 LED filament pear	314
■	E27 LED GLS	313
■	E27 LED Stick	315
■	Earth spike	231
■	Eco	258
■	Ecolinear	67
■	Emergency LED conversion kit	296-297
■	Equinox	193
■	Extrusion	150-151
■	Flexline 12V	133-135
■	Forca	88-90
■	G4 LED SMD	310
■	G9 LED SMD	308-309
■	Gage	83
■	Garrix	45
■	Glimpse	166
■	Glover CCT	214
■	GU10 lampholder	54
■	GU10 lampholder & fast fix box	54
■	GU10 LED SMD	303-306
■	Hades	273
■	Halbury PIR	222
■	Hayden	203
■	Hayz	271
■	Heatguard	55
■	Hera CCT	128
■	Hero	86-87
■	Hester	259
■	Hoxton	277
■	Icarus	192
■	Ice	170

Product Name Index

■	Ikon round	266
■	IkonPRO	262, 264
■	IkonPRO CCT	261-263
■	IKONPRO RGB	265
■	Inline IP68 Connector	329
■	Inova PIR	219
■	Kingsley	65
■	Kios 2	267
■	Knight	155
■	Lalo	37
■	Lance	283
■	Lantern	211
■	LED Constant Voltage driver	319
■	LED driver constant current	320
■	LED driver constant voltage	148, 319
■	Linear Pro	72-73
■	Lipco	158
■	Louvre	225
■	Lucca	240
■	Lucca Mini	241
■	Luik	239
■	Luminatra	279
■	Madison	117
■	Mantra	233
■	Mareh	167
■	MAX	236
■	Microwave detector	322
■	Microwave presence detector	71
■	Mini crescent	121
■	Moda	171-172
■	Montana	92
■	Monte	102
■	Mordax	74-75
■	Mornington	124
■	Morti	209
■	Motion LED PIR	237
■	MR16 lampholder	54

■	MR16 LED	307
■	Nico	162
■	Nimbus CCT	95
■	Noble	160
■	Nyx CCT	129
■	Odi	115
■	Odyssey	190-191
■	Olympia	206
■	Omega	168
■	Onan	173
■	Opaz MV	281
■	OrbitalPLUS	26
■	OrbitalPRO	27
■	Oreti	212
■	Orion 30M Cable	140
■	Orion IP20 Connector	140
■	Orion20 LED	140
■	Orion65 LED	143
■	Orion65/67	143
■	Orion67 LED	143
■	OrionFLEX LED IP20	141
■	OrionPRO LED IP20	142
■	OrionRGB LED	145
■	OrionRGBW LED	144
■	OrionSMART 5M Kit	146
■	Pacto	100
■	Pagoda PIR	220
■	Palermo	114
■	Palin	177-186
■	Peake	42
■	Perle	163
■	Photocell	327
■	Pillar	274-276
■	Pillo	246
■	Pillo XL	247
■	PIR	325
■	PIR detector	323-324

Product Name Index

■	PIR security detector	326
■	Plastic spike	282
■	Portico	159
■	Pure	156
■	Pyramid	197
■	Ravel	34
■	Recess clip	63
■	Reeve 2	77
■	Reeve Connect	76
■	Revelo	169
■	Rift	165
■	Roko	198
■	Rond	245
■	Rular	69-70
■	Salde	229-232
■	Salvo	125
■	Seina	248-250
■	Sentinel	204
■	Seran	242-243
■	Severus	252-254
■	Shale CCT	116
■	Shield360	18
■	ShieldECO	19-23
■	ShieldPLUS	29, 32-33
■	ShieldPRO	17
■	Sight	286
■	Sight 4-in-1	290
■	Sight Box	289
■	Sight Eco	288
■	Sight Plus	287
■	Sight Recessed	291
■	Sight Twin Spot	294-295
■	Sirio	64
■	SirioDISC	49-51
■	Sleek CCT	130
■	Smart E27	311
■	Smart Festoon	268

■	Smart GU10	302
■	Smart Halo	93
■	Smart IKON	265
■	Smart Luminatra	280
■	Smart Orbital	28
■	Smart Seina	251
■	Speculo	30-31
■	Spegel	164
■	Square	170
■	Stratus	59, 63
■	Stratus Pro	61-62
■	StratusDisc CCT	53
■	Surge	234-235
■	Tango	194
■	Tetra	44
■	Toko	120
■	Track	98, 104-105
■	Traditional	221
■	Tribeca	200
■	Trimless bezel	35
■	Trimless Downlight	36
■	Twilight detector	328
■	Vigor LED	91
■	Vulcan	213
■	Ware	216
■	Xeno	43
■	York	218
■	Zeke	119
■	Zone	227



For more information on our warranties please see
www.saxbytrade.com



CONTACTS



GEORGE MCCREADY

T: 07717 610 946

E: george.mccready@saxbylighting.com

Postcodes: G, EH, HS, ML, KA, DD, AB, NE, ZE, IV, SR, KY, DG, FK, PA, DH, TD, CA, PH, KW, GL, DL, YO



SPENCER COTTON

T: 07772 428161

E: spencer.cotton@saxbylighting.com

Postcodes: LS, LE, NG, S, CV, HG, DL, YO, TS, HU, WF, DN, LN, SK, SE, DE



GARY MADELEY

T: 07816 933190

E: gary.madeley@saxbylighting.com

Postcodes: B, WA, CH, WR, PR, WS, L, OL, DE, ST, TF, BD, M, CW, WN, WV, LA, FY, BB, SK, BL, HD, DY, HX, NP, CV, SY, LL, GU, FK

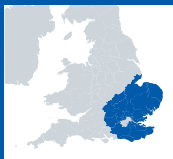


SAM GILBERT

T: 07787 400 105

E: sam.gilbert@saxbylighting.com

Postcodes: PL, SN, TQ, GL, BH, SY, BA, TR, BS, CF, NP, SA, EX, JE, LL, SP, DT, TA, GY, HR, LD



MARC ADLER

T: 07824 491 692

E: marc.adler@saxbylighting.com

Postcodes: TN, NN, NW, CO, EN, UB, PE, SL, MK, IG, HA, RM, CT, ME, NR, OX, IP, BN, CM, AL, GU, N, SS, HP, CB, WD, RG, SG, RH, LU, KT, TW, WA, SW, E, SE



IAN FRANCIS

T: 07570 952 554

E: ian.francis@saxbylighting.com

Postcodes: ,E, W, N, TW, SE, NW, SO, RH, HA, DA, PO, UB, SW, CR, BR, KT, SM, CO, EC, HP, IG



EAMONN WALSH

T: 07748 289 615 **T:** 00353 862 530857

E: eamonn.walsh@saxbylighting.com

Northern and Southern Ireland IOM

saxbytrade.com

Saxby Lighting, Cabot Lane,
Creekmoor, Dorset BH17 7BY

Call: 033 00 555 885

Email: sales@saxbylighting.com

    @saxbylighting

