

lighting
& electrical
catalog

24

vito[®]
all about lighting

lighting
& electrical
catalog

vito[®]
all about lighting

VITO has a widespread international network of highly-valued business partners in over 40 countries. Vito is presented in West and East Europe, Middle East, Middle Asia and Africa.

OUR AIM

Our aim is the understanding of our partners' needs and stays at the centre of our business cooperation. We care for 2-way business-to business cooperation. Together with our customers, we're redefining the future of lighting. We're creating the lighting company of the future.

OUR VALUES

VITO with all workers and customers are a big family with common values holding us together and aware of the most important responsibility of future hopes and beliefs. We know that to live common values that hold us together is the most important condition.

OUR MISSION

Our mission is to be focused to ensure high reliability and cost effective solutions to all consumers. We keep improving our components and products, productivity, quality control, added value, and cost reduction in order to offer market-aligned solutions worldwide.

Our new catalog 2024 offers new solutions based on customers demands & our creativity.

More specific:

New series of architectural lighting.

New series of decorative lighting fixtures.

New series of indoor and outdoor led strips.

New aluminium profiles & controllers for led strips.

New series of solar lighting fixtures.

New luminaires for urban and street lighting.

New series of high luminosity bulbs and much more...

Now you have only to open the catalog and explore the entire range of our products.



1. Track Lighting ¹⁷⁻³⁶

Magnetic



MAGNA S1X 5 19



MAGNA S2 12 21



MAGNA S3 6 22



MAGNA S4 10 23



MAGNA S5 12 25



MAGNA HS3 - 25



MAGNA HS1 - 26



MAGNA HS4 - 27



MAGNA S20 - 28



MAGNA ACCESSORIES -
29-31

Monophase



MONOLINO 10W/20W/30W
- 32-33



SUN P2 - 33



LUMO N - 34



LUMO S - 34



LUMO T - 35



LUMO P - 35



PT1 MONOPHASE
TRACK LINE - 36



APT1 MONOPHASE
ACCESSORIES - 36

2. Linear Lighting ³⁷⁻⁵¹



FITLINE 60 - 39



LINETA 40 - 39



PROFILED SL1 - 40-44



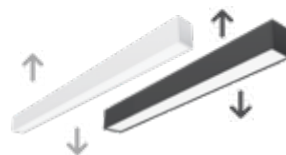
TETRIS 2 SL1 - 45



TETRIS 3 SL1 - 46



TETRIS 4 SL1 - 47



PROFILED DIL1 - 48



PROFILED RL1 - 50



TETRIS 2 RL1 - 52

3. Ceiling Lighting ⁵³⁻¹⁰³

Recessed



LENA RX - 54



LINA R - 55



DARIA - 56



HELEN R - 57



LENA RG - 58



LENA SG - 59



LENA SX - 60



LINA S - 61


Surface




LINDA R - 62




LARA R - 63




LINDA S - 64



LARA S - 65



VENUS BC - 67



ZAGREY - 67



COMBO 2 IN 1 - 69



COMBO E 2 IN 1 - 69



PANELFIX P - 70



FRAME FOR PANELS 60x60 - 70



DIMMABLE DRIVER - 70



EMERGENCY UNIT - 70



FINESSE F - 72



PROFILED PS - 73-74



FINESSE D - 76



PROFILED PC - 77-78



FINESSE S1 - 80-81



PROFILED PF - 82



FINESSE R1 - 83-84



PROFILED PR - 85



FINESSE R3 - 86



FINESSE R4 - 86



FINESSE R2 - 87



FINESSE R2 - 87



COSMOS R



COSMOS S



SATURN - 88-89



VENERA - 90-91



PEARL A - 92



NOTILUS RH - 93



DIAMOND DG - 94



PEARL F - 95



PEARL D - 96



PEARL M - 97



DIANA - 98



LIKYA - 98



DISC 1 - 99



DISC 2 - 99



DISC 3 - 100



DISC 4 - 100



RING 38 - 101



RING 64 - 101



WAVE - 102



DUO - 102



TRIO 1 - 103

4. Ceiling led fixtures ¹⁰⁵⁻¹²³



FORMATO D1 - 106



FORMATO D3 - 106



FORMATO F3 - 107



FORMATO F4 - 107



NICK R - 108



NICK S - 108



ZANZI P - 109



ZANZI M - 109



RITA 2 - 110



RITA 3 - 110



TUBO 1 - 112



TUBO 2 - 112



TUBO 3 - 113



TUBO 4 - 113



CONO 1 - 114



CONO 2 - 114



ICECUBE - 116-118



CLIMBER - 120



CLIMBER 1 - 120



CLIMBER2 - 121



CLIMBER 3 - 121



ACROBAT - 122



VERTO - 122



LAZY - 123

5. Ceiling spots ¹²⁵⁻¹⁴³



FINO S - 126



FINO R - 127



DONNA AS - 128



DONNA AB - 128



DONNA BB - 128



ELCHE 1 - 129



ELCHE 2 - 129



LUMO C - 129



LUGO - 130



HUESCA - 131



ELDA 1 - 132



ELDA 2 - 132



OLA S - 133



HOLA - 133



DONNA 10 - 134



DONNA 11 - 134



DONNA 01 - 135



DONNA 01D - 135



PALACE 01 - 136



CRYSTAL R/E/S - 137



PALACE 02/03 - 137



METALLICA R - 138



METALLICA S - 138



OLA D - 139



OLA E - 139



DONNA X1 - 140



DONNA X2 - 140



PLASY R - 141



PLASY S - 141



LUMOW - 142



LUMO P - 142



ESTELLE - 143

6. Bathroom & Cabinet lighting ¹⁴⁵⁻¹⁵⁰



OVALINE - 146



ADELA - 146



ARIEL - 147



CALYPSO - 147



ARISTA - 148



LORELEI - 148



CORDELIA - 149



MENTA - 149



FIT A - 150



LEDLINE P - 150

7. Led Strip Lighting¹⁵¹⁻¹⁶⁵

IP20 12V



STRIPIED A 3.6W - 152



STRIPIED PLUS 9.6W - 152



STRIPIED PLUS 18W - 152



STRIPIED PLUS 14.4W
RGB - 153



STRIPIED PLUS 7.2W RGB
- 153



STRIPIED PLUS 14.4W
RGBW - 153



STRIPIED PLUS COB 12W
- 155

IP20 24V



STRIPIED PLUS 9.6W - 154



STRIPIED PLUS 18W - 154



STRIPIED PLUS 14.4W
RGB - 154



STRIPIED PLUS 14.4W
RGBW - 155



STRIPIED PLUS COB 12W
- 155

IP65 12V silicone spray



STRIPIED PLUS 9.6W - 156



STRIPIED PLUS 18W - 156



STRIPIED PLUS 14.4W
RGB - 156

IP65 24V silicone spray



STRIPIED PLUS 9.6W - 157



STRIPIED PLUS 18W - 157



STRIPIED PLUS 14.4W
RGB - 157



ZEUS TRANSFORMER IP20
12V - 158



ZEUS TRANSFORMER IP20
24V - 159



IZY TRANSFORMER IP44
12V & 24V - 160



POSEIDON TRANSFORMER
IP67 12V & 24V - 161



MAESTRO CONTROLLERS
IP20 12V & 24V - 162-163



ALUMINIUM PROFILES -
164-165



LED STRIP CONNECTORS
IP20 12V & 24V - 166

8. Ceiling & Wall Outdoor Lighting

167-188



LUZ BR - 168



LUZ BRN - 169



LUZ BRG - 169



LUZ BRP WITH PIR SENSOR
- 170



LUZ BCO - 170



LUZ BC - 171



LUZ BS - 172



ORI C5 - 173



ORI C6 - 173



LUZ BO - 174



ORI BB - 174



ORI CH - 174



ORI W1M WITH MICRO-WAVE SENSOR - 176



ORI W1 - 176-177



ADRIA WL2 - 177



ADRIA UD2 - 178



ADRIA UD1 - 178



ADRIA W1 - 179



ADRIA W1S WITH PIR SENSOR - 179



BINO 1 - 180



BINO 2 - 180



BINO 3 - 181



BINO 4 - 181



ADRIA SQL1/SQL2 - 182



ADRIA SQ1/SQ2 - 183



ADRIA R1/R2 - 183



ADRIA SQC1/SQC2 - 184



MULER 2D - 184



SPIDER 1D/2D - 185



VEGAS A/2A - 186



VEGAS P1/P2 - 186



ADRIA S1/S2/S3 - 187



VALENCIA - 187

9. Garden Lighting ¹⁸⁹⁻²⁰²



LIVORNO - 190



LIVORNO - 190



BARI - 191



VERONA - 192



BERGAMO - 193



POLE 75 - 194



CUBO - 194



BILBAO - 195



RIGA W - 196



RIGA B - 196



MURCIA - 197



HAMBURG - 198



TRIESTE W - 199



TRIESTE - 199



PRATUM - 200



LAGOS C - 200



MANTUS - 201



RANTUS - 201



MONTUS - 202



GRANDE - 202

10. Step Lighting ²⁰³⁻²⁰⁸



MINO-205



TINO R-205



TINO S-206



ADRIA ST2G - 206



ADRIA ST2P - 207



ADRIA ST1G - 207



ADRIA ST1P - 287



ADRIA ST2 - 208



ADRIA ST4 - 209

11. Flood Lighting ²⁰⁹⁻²²⁷



INDUS 10-400W - 211-215



INDUS RGB 20-50W - 216



INDUS S 10/20/30W - 217-218



SAVA 10-300W - 219-222



SAVA S 10-50W - 223-224



RONA 30-400W - 225-228



TARA 30W & 50W - 229

12. Industrial Lighting²²⁹⁻²³⁷



SPACE 100/150/200W -
231-232



TECHOLED 100/150/200W
- 233-234



TRILINE 60/120/150 -
235-236



VIGO PC - 237-238

13. Urban Lighting²³⁹⁻²⁵⁹



TIGER 30/50/100/150/200W
- 241



ZIRAFFE 50/100/150/200W
- 242



CITYLUX 30/50/100W
- 243



LION S 30/40/60/80W
- 244



LION M 30W-160W
- 245



LION X 120W-240W
- 246



RINA 30/40/50/60/80W
- 247



ENIT 60/80/100/120W
- 248



DONA 60W - 160W - 249



REKA 30W - 100W - 250



RECTA 30/40/50/60/80/100W
- 251



VITA 30/40/50/60/80W
- 252



VANESS 30/40/50/60/80W
- 253



SAM 30/40/50/60/80/100W
- 254



MER 30/40/50/60/70/80W
- 255



ALE 30/40/50/60/70/80W
- 256



NELLA 30/40/50/60/70/80W
- 257



OCTAGONAL CONICAL
POLES - 258



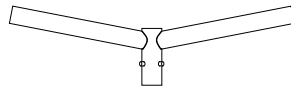
CYLINDRICAL CONICAL
POLES - 259



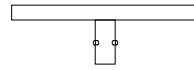
TUBO POLES - 259



TELESCOPIC POLES - 259



ARMS FOR STREET LIGHTS
- 260



ARMS FOR FLOOD LIGHTS
- 260

14. Solar lighting ²⁶¹⁻²⁷¹



SAHARA 10W/150/250/300W
- 263-264



ATAKAMA 10/20W - 265



SONORA 120/200W - 266



SOLIGHT P - 267



SOLIGHT V - 268



SOLIGHT T - 268



SOLIGHT W - 268



SOLUX W - 269



SOLIGHT F - 269



KALAHARI - 270



SOLUX F - 270



SOLUX P - 271



SOLUX S - 271



VICTORIA - 272

15. Portable & Emergency lighting ²⁷³⁻²⁸²



LAMPAS TORCHES - 275-277




FLASH TORCHES - 277-278



NIGHT LAMPS - 279-280



EXIT 10 - 281



EXIT C - 281



EXIT 12 - 282



EXIT 30/60 - 282



DESK LAMPS - 283

16. Bulbs lighting ²⁸³⁻³⁰⁸



LEDISONE 2 CLEAR FILAMENT- 285-286



LEDISONE 2 CLEAR DIMMABLE FILAMENT- 287



LEDISONE RETRO DIMMABLE FILAMENT- 288



LEDISONE RETRO FILAMENT- 289



LEDISONE 2 RETRO FILAMENT- 290



LEDISONE VINTAGE FILAMENT- 291



ADVANCE GLOBE G95 & G120- 292



SUPERNOVA HIGH POWER BULBS- 292-293



SUPREME HIGH LUMENS BULBS- 294



ADVANCE HIGH QUALITY BULBS - 294-295



BASIS BULBS - 296-298



REFLED 2 R50 & R63 BULBS - 299



GU10 & MR16 BULBS - 200-301



SAGA RGB SMART BULBS - 302



G9 & G4 LED BULBS - 306-308



LED TUBES T8 G13 - 309

1

TRACK LIGHTS

**MAGNETIC & SINGLE PHASE
TRACK LIGHTING SYSTEMS**



GENERAL INFORMATION

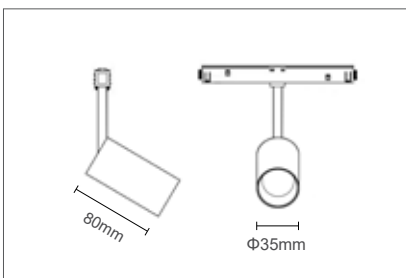
MAGNA S1 is a rotatable led spot track lights family, equipped with CREE LED sources.

The solutions subject of proposal vary in terms of form and type of installation, with one common denominator: the quality of our products.

It can be operate on the magnetic 2 lines track rails of S20, Recessed, Surface & Suspended systems.

They are equipped with microprismatic diffuser with 24° and UGR<15.

Housing of aluminum board electrostatically painted with sandblasted finishing in sand black.



MAGNETIC LED TRACK LIGHTS

3 YEARS WARRANTY	LED INSIDE	MAGNETIC	48V	IP20	UGR <15	CRI Ra>88	25000h	x25000	Non Dimm	-10/+40°C
-------------------------------	----------------------	-----------------	------------	-------------	-------------------	---------------------	---------------	---------------	-----------------	------------------



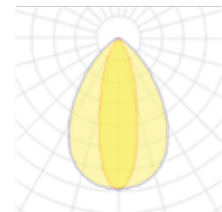
24°

Sand black

MAGNA S1X 5



PHOTOMETRIC DIAGRAM



2101980 - Black color	5W	400lm	3000K
2101990 - Black color	5W	410lm	4000K

GENERAL INFORMATION

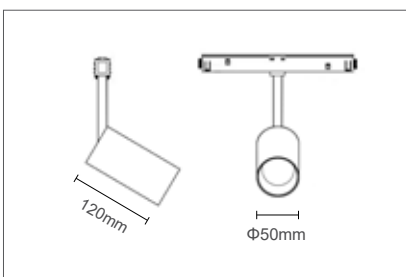
MAGNA S1 is a rotatable led spot track lights family, equipped with CREE LED sources.

The solutions subject of proposal vary in terms of form and type of installation, with one common denominator: the quality of our products.

It can be operate on the magnetic 2 lines track rails of S20, Recessed, Surface & Suspended systems.

They are equipped with microprismatic diffuser with 15° and UGR<15.

Housing of aluminum board electrostatically painted with sandblasted finishing in sand black.



3 YEARS WARRANTY	LED INSIDE	MAGNETIC	48V	IP20	UGR <15	CRI Ra>88	25000h	x25000	Non Dimm	-10/+40°C
-------------------------------	----------------------	-----------------	------------	-------------	-------------------	---------------------	---------------	---------------	-----------------	------------------



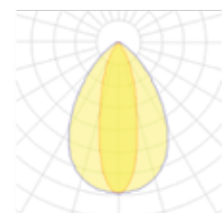
15°

Sand black

MAGNA S1 12



PHOTOMETRIC DIAGRAM



2102120 - Black color	12W	960lm	3000K
2102130 - Black color	12W	984lm	4000K

GENERAL INFORMATION

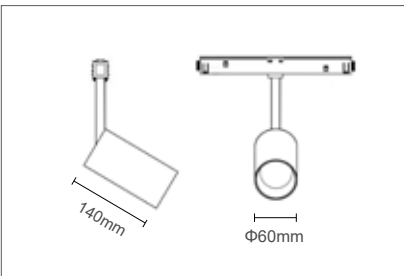
MAGNA S1 is a rotatable led spot track lights family, equipped with CREE LED sources.

The solutions subject of proposal vary in terms of form and type of installation, with one common denominator: the quality of our products.

It can be operate on the magnetic 2 lines track rails of S20, Recessed, Surface & Suspended systems.

They are equipped with microprismatic diffuser with 24° and UGR<15.

Housing of aluminum board electrostatically painted with sandblasted finishing in sand black.



MAGNETIC LED TRACK LIGHTS

3 YEARS WARRANTY	LED INSIDE	U MAGNETIC	48V	IP20	UGR <15	CRI Ra>88	25000h	x25000	Non Dimm	-10/+40°C
-------------------------------	----------------------	----------------------	------------	-------------	-------------------	---------------------	---------------	---------------	-----------------	------------------



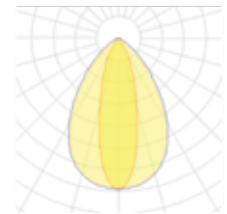
 24°

 Sand black

MAGNA S1 20



PHOTOMETRIC DIAGRAM



2102140 - Black color	20W	1600lm	3000K
2102150 - Black color	20W	1640lm	4000K

GENERAL INFORMATION

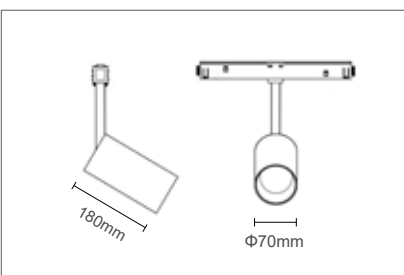
MAGNA S1 is a rotatable led spot track lights family, equipped with CREE LED sources.

The solutions subject of proposal vary in terms of form and type of installation, with one common denominator: the quality of our products.

It can be operate on the magnetic 2 lines track rails of S20, Recessed, Surface & Suspended systems.

They are equipped with microprismatic diffuser with 24° and UGR<15.

Housing of aluminum board electrostatically painted with sandblasted finishing in sand black.



3 YEARS WARRANTY	LED INSIDE	U MAGNETIC	48V	IP20	UGR <15	CRI Ra>88	25000h	x25000	Non Dimm	-10/+40°C
-------------------------------	----------------------	----------------------	------------	-------------	-------------------	---------------------	---------------	---------------	-----------------	------------------



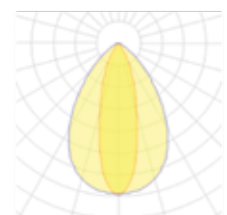
 24°

 Sand black

MAGNA S1 30



PHOTOMETRIC DIAGRAM



2102160 - Black color	30W	2400lm	3000K
2102170 - Black color	30W	2460lm	4000K

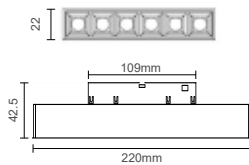
GENERAL INFORMATION

MAGNA S2 is a reflector led magnetic track lights family, equipped with OSRAM LED sources.

The solutions subject of proposal vary in terms of form and type of installation, with one common denominator: the quality of our products. It can be operate on the magnetic 2 lines track rails of S20, Recessed, Surface & Suspended systems.

They are equipped with microprismatic diffuser with 36° and UGR<15.

Housing of aluminum board electrostatically painted with sandblasted finishing in sand black.



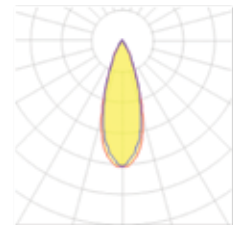
MAGNETIC LED TRACK LIGHTS



MAGNA S2 12



PHOTOMETRIC DIAGRAM



2102080 - Black color	12W	960lm	3000K
2102090 - Black color	12W	984lm	4000K

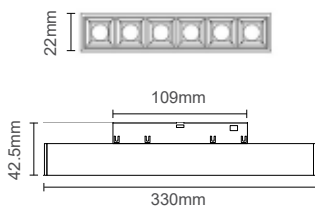
GENERAL INFORMATION

MAGNA S2 is a reflector led magnetic track lights family, equipped with OSRAM LED sources.

The solutions subject of proposal vary in terms of form and type of installation, with one common denominator: the quality of our products. It can be operate on the magnetic 2 lines track rails of S20, Recessed, Surface & Suspended systems.

They are equipped with microprismatic diffuser with 36° and UGR<15.

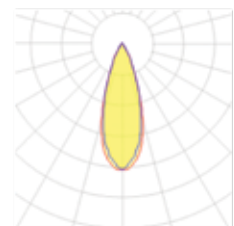
Housing of aluminum board electrostatically painted with sandblasted finishing in sand black.



MAGNA S2 18



PHOTOMETRIC DIAGRAM



2102100 - Black color	18W	1440lm	3000K
2102110 - Black color	18W	1476lm	4000K

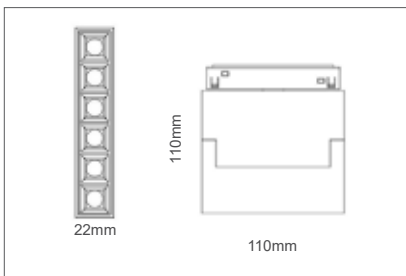
GENERAL INFORMATION

MAGNA S3 is a rotatable reflector led magnetic track lights family, equipped with OSRAM LED sources.

The solutions subject of proposal vary in terms of form and type of installation, with one common denominator: the quality of our products. It can be operate on the magnetic 2 lines track rails of S20, Recessed, Surface & Suspended systems.

They are equipped with microprismatic diffuser with 24° and UGR<15.

Housing of aluminum board electrostatically painted with sandblasted finishing in sand black.



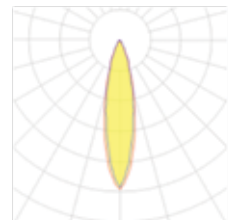
MAGNETIC LED TRACK LIGHTS



MAGNA S3 6



PHOTOMETRIC DIAGRAM



2102180 - Black color	6W	480lm	3000K
2102190 - Black color	6W	492lm	4000K

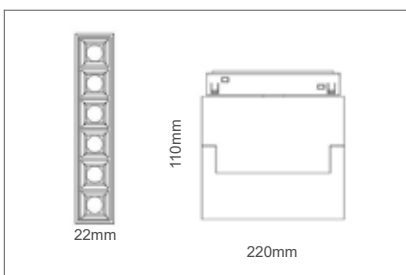
GENERAL INFORMATION

MAGNA S3 is a rotatable reflector led magnetic track lights family, equipped with OSRAM LED sources.

The solutions subject of proposal vary in terms of form and type of installation, with one common denominator: the quality of our products. It can be operate on the magnetic 2 lines track rails of S20, Recessed, Surface & Suspended systems.

They are equipped with microprismatic diffuser with 24° and UGR<15.

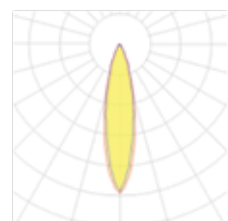
Housing of aluminum board electrostatically painted with sandblasted finishing in sand black.



MAGNA S3 12



PHOTOMETRIC DIAGRAM



2102200 - Black color	12W	960lm	3000K
2102210 - Black color	12W	984lm	4000K

GENERAL INFORMATION

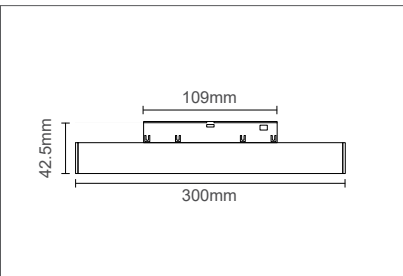
MAGNA S4 is a linear led magnetic track lights family, equipped with OSRAM LED sources.

The solutions subject of proposal vary in terms of form and type of installation, with one common denominator: the quality of our products.

It can be operate on the magnetic 2 lines track rails of S20, Recessed, Surface & Suspended systems.

They are equipped with microprismatic diffuser with 120° and UGR<15.

Housing of aluminum board electrostatically painted with sandblasted finishing in sand black.



MAGNETIC LED TRACK LIGHTS

3 YEARS WARRANTY	LED INSIDE	MAGNETIC	48V	IP20	UGR <15	CRI Ra>88	25000h	x25000	Non Dimm	-10/+40°C
-------------------------------	----------------------	-----------------	------------	-------------	-------------------	---------------------	---------------	---------------	-----------------	------------------

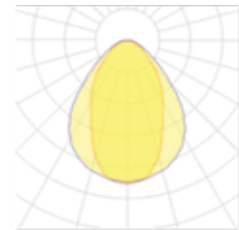


120°
 Sand black

MAGNA S4 10



PHOTOMETRIC DIAGRAM



2102000 - Black color	10W	800lm	3000K
2102010 - Black color	10W	820lm	4000K

GENERAL INFORMATION

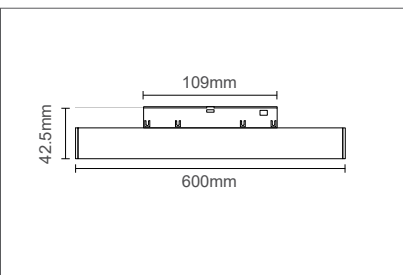
MAGNA S4 is a linear led magnetic track lights family, equipped with OSRAM LED sources.

The solutions subject of proposal vary in terms of form and type of installation, with one common denominator: the quality of our products.

It can be operate on the magnetic 2 lines track rails of S20, Recessed, Surface & Suspended systems.

They are equipped with microprismatic diffuser with 120° and UGR<15.

Housing of aluminum board electrostatically painted with sandblasted finishing in sand black.



3 YEARS WARRANTY	LED INSIDE	MAGNETIC	48V	IP20	UGR <15	CRI Ra>88	25000h	x25000	Non Dimm	-10/+40°C
-------------------------------	----------------------	-----------------	------------	-------------	-------------------	---------------------	---------------	---------------	-----------------	------------------

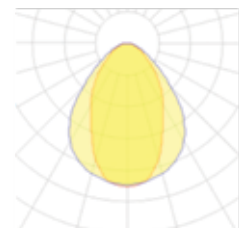


120°
 Sand black

MAGNA S4 20



PHOTOMETRIC DIAGRAM



2102020 - Black color	20W	1600lm	3000K
2102030 - Black color	20W	1640lm	4000K

GENERAL INFORMATION

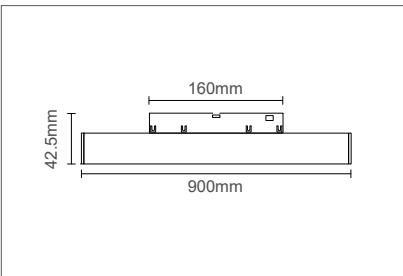
MAGNA S4 is a linear led magnetic track lights family, equipped with OSRAM LED sources.

The solutions subject of proposal vary in terms of form and type of installation, with one common denominator: the quality of our products.

It can be operate on the magnetic 2 lines track rails of S20, Recessed, Surface & Suspended systems.

They are equipped with microprismatic diffuser with 120° and UGR<15.

Housing of aluminum board electrostatically painted with sandblasted finishing in sand black.



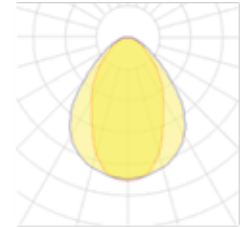
MAGNETIC LED TRACK LIGHTS



MAGNA S4 30



PHOTOMETRIC DIAGRAM



2102040 - Black color	30W	2400lm	3000K
2102050 - Black color	30W	2460lm	4000K

GENERAL INFORMATION

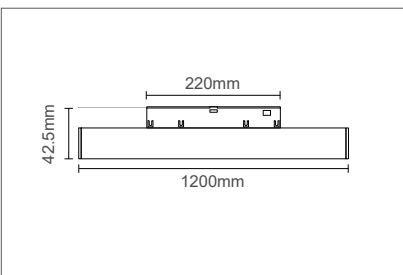
MAGNA S4 is a linear led magnetic track lights family, equipped with OSRAM LED sources.

The solutions subject of proposal vary in terms of form and type of installation, with one common denominator: the quality of our products.

It can be operate on the magnetic 2 lines track rails of S20, Recessed, Surface & Suspended systems.

They are equipped with microprismatic diffuser with 120° and UGR<15.

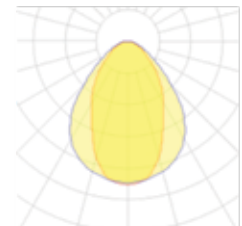
Housing of aluminum board electrostatically painted with sandblasted finishing in sand black.



MAGNA S4 40



PHOTOMETRIC DIAGRAM



2102060 - Black color	40W	3200lm	3000K
2102070 - Black color	40W	3280lm	4000K

GENERAL INFORMATION

MAGNA S5 is a pendant led magnetic track light, equipped with CREE LED sources.

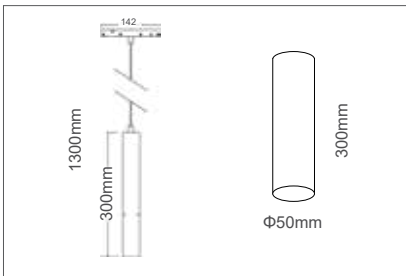
The solutions subject of proposal vary in terms of form and type of installation, with one common denominator: the quality of our products.

It can be operate on the magnetic 2 lines track rails of S20, Recessed, Surface & Suspended systems.

It is equipped with microprismatic diffuser with 24° and UGR<15.

Housing of aluminum board electrostatically painted with sandblasted finishing in sand black.

The length of the cable is 1000mm and is adjustable.



MAGNETIC LED TRACK LIGHTS

3 YEARS WARRANTY	LED INSIDE	MAGNETIC	48V	IP20	UGR <15	CRI Ra>88	25000h	x25000	Non Dimm	-10/+40°C
------------------	------------	----------	-----	------	---------	-----------	--------	--------	----------	-----------



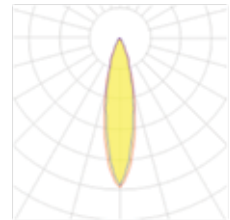
24°

Sand black

MAGNA S5 12



PHOTOMETRIC DIAGRAM



2102220 - Black color	12W	960lm	3000K
2102230 - Black color	12W	984lm	4000K

GENERAL INFORMATION

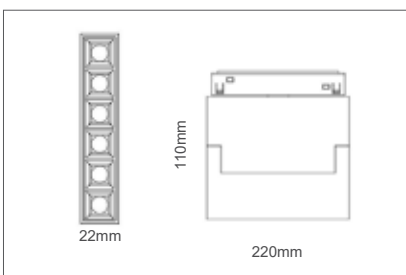
MAGNA HS3 is a rotatable reflector led magnetic track lights family, equipped with SANAN LED sources.

The solutions subject of proposal vary in terms of form and type of installation, with one common denominator: the quality of our products.

It can be operate on the magnetic 2 lines track rails of S20, Recessed, Surface & Suspended systems.

They are equipped with microprismatic diffuser with 24° and UGR<19.

Housing of aluminum board electrostatically painted with sandblasted finishing in sand black.



2 YEARS WARRANTY	LED INSIDE	MAGNETIC	48V	IP20	UGR <19	CRI Ra>88	25000h	x25000	Non Dimm	20/+40°C
------------------	------------	----------	-----	------	---------	-----------	--------	--------	----------	----------

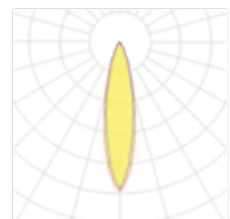


24°

Sand black

MAGNA HS3 12

PHOTOMETRIC DIAGRAM



2102211 - Black color	12W	984lm	4000K
-----------------------	-----	-------	-------

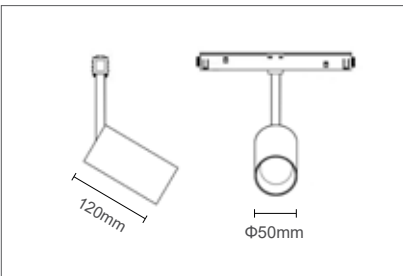
GENERAL INFORMATION

MAGNA HS1 is a magnetic rotatable led spot track lights family, equipped with SANAN LED sources.

The solutions subject of proposal vary in terms of form and type of installation, with one common denominator: the quality of our products. It can be operate on the magnetic 2 lines track rails of S20, Recessed, Surface & Suspended systems.

They are equipped with microprismatic diffuser with 15° and UGR<19.

Housing of aluminum board electrostatically painted with sandblasted finishing in sand black.



MAGNETIC LED TRACK LIGHTS

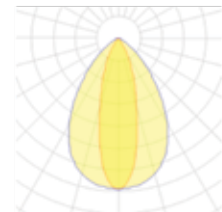
2 YEARS WARRANTY	LED INSIDE	MAGNETIC	48V	IP20	UGR <19	CRI Ra>80	25000h	x25000	Non Dimm	20±40°C
-------------------------------	----------------------	-----------------	------------	-------------	-------------------	---------------------	---------------	---------------	-----------------	----------------



 15°
 Sand black

MAGNA HS1 12

PHOTOMETRIC DIAGRAM



2102121 - Black color	12W	960lm	3000K
2102131 - Black color	12W	984lm	4000K

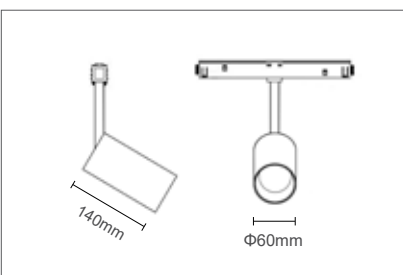
GENERAL INFORMATION

MAGNA HS1 is a magnetic rotatable led spot track lights family, equipped with SANAN LED sources.

The solutions subject of proposal vary in terms of form and type of installation, with one common denominator: the quality of our products. It can be operate on the magnetic 2 lines track rails of S20, Recessed, Surface & Suspended systems.

They are equipped with microprismatic diffuser with 24° and UGR<19.

Housing of aluminum board electrostatically painted with sandblasted finishing in sand black.



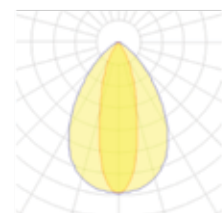
2 YEARS WARRANTY	LED INSIDE	MAGNETIC	48V	IP20	UGR <19	CRI Ra>80	25000h	x25000	Non Dimm	20±40°C
-------------------------------	----------------------	-----------------	------------	-------------	-------------------	---------------------	---------------	---------------	-----------------	----------------



 24°
 Sand black

MAGNA HS1 20

PHOTOMETRIC DIAGRAM



2102141 - Black color	20W	1600lm	3000K
2102151 - Black color	20W	1640lm	4000K

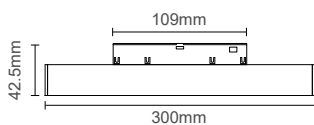
GENERAL INFORMATION

MAGNA HS4 is a linear led magnetic track lights family, equipped with SANAN LED sources.

The solutions subject of proposal vary in terms of form and type of installation, with one common denominator: the quality of our products. It can be operate on the magnetic 2 lines track rails of S20, Recessed, Surface & Suspended systems.

They are equipped with microprismatic diffuser with 120° and UGR<19.

Housing of aluminum board electrostatically painted with sandblasted finishing in sand black.



MAGNETIC LED TRACK LIGHTS

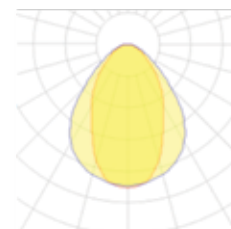
2 YEARS WARRANTY	LED INSIDE	MAGNETIC	48V	IP20	UGR <19	CRI Ra>80	25000h	x25000	Non Dimm	20-40°C
-------------------------------	----------------------	-----------------	------------	-------------	-------------------	---------------------	---------------	---------------	-----------------	----------------



120°
 Sand black

MAGNA HS4 10

PHOTOMETRIC DIAGRAM



2102001 - Black color	10W	800lm	3000K
2102011 - Black color	10W	820lm	4000K

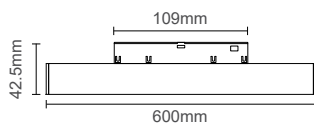
GENERAL INFORMATION

MAGNA HS4 is a linear led magnetic track lights family, equipped with SANAN LED sources.

The solutions subject of proposal vary in terms of form and type of installation, with one common denominator: the quality of our products. It can be operate on the magnetic 2 lines track rails of S20, Recessed, Surface & Suspended systems.

They are equipped with microprismatic diffuser with 120° and UGR<19.

Housing of aluminum board electrostatically painted with sandblasted finishing in sand black.



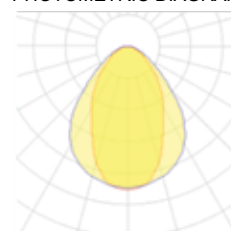
2 YEARS WARRANTY	LED INSIDE	MAGNETIC	48V	IP20	UGR <19	CRI Ra>80	25000h	x25000	Non Dimm	20-40°C
-------------------------------	----------------------	-----------------	------------	-------------	-------------------	---------------------	---------------	---------------	-----------------	----------------



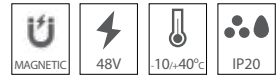
120°
 Sand black

MAGNA HS4 20

PHOTOMETRIC DIAGRAM



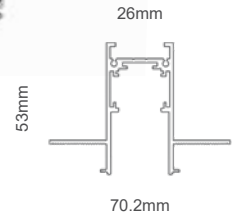
2102021 - Black color	20W	1600lm	3000K
2102031 - Black color	20W	1640lm	4000K



MAGNA S20

- 9910700 1m 48V Black
- 9910710 2m 48V Black


MAGNA S20 is a family of magnetic rails, operating on 48V, in which you can place all the MAGNA LED lighting fixtures. Due to their magnetic technology, their handle is a very easy process, as well as it is possible to move them even when they are on, achieving an enormous flexibility in your creation. They are ready for surface or pendant installation. Available in 1m & 2m length.


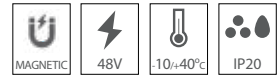


MAGNA S20

- 9910720 1m 48V Black
- 9910730 2m 48V Black

MAGNA S20 is a family of magnetic rails, operating on 48V, in which you can place all the MAGNA LED lighting fixtures. Due to their magnetic technology, their handle is a very easy process, as well as it is possible to move them even when they are on, achieving an enormous flexibility in your creation. They are ready for recessed, trimless, installation. Available in 1m & 2m length.





MAGNA R20

9910790 Recessed Horizontal Corner

Horizontal corner connector for recessed trimless track rails. In the package including 4 pcs of steel plates for the accurate installation. 80x80mm.



MAGNA R30

9910800 Recessed Vertical Corner

Vertical corner connector for recessed trimless track rails. In the package including 4 pcs of steel plates for the accurate installation. 80x80mm.



MAGNA SCI

9910780 Surface Horizontal Corner

Horizontal corner connector for surface mounted track rails. In the package including 2 pcs of steel plates for the accurate installation. 80x80mm.



MAGNA SCV

9910850 Surface Vertical Corner

Vertical corner connector for surface mounted track rails. In the package including 2 pcs of steel plates for the accurate installation. 80x80mm.



MAGNA RT

9910830 installation accessories

Set of 2 metal sheets for connection between 2 recessed track rails.



MAGNA RT

9910840 installation accessories

Metal sheet for connection between 2 surface track rails.



MAGNA PRO

9910811 Power supply 100W


Internal power supply for both surface or suspended rails. High quality with 3 years warranty.



MAGNA PRO

9910821 Power supply 200W

Internal power supply for both surface or suspended rails. High quality with 3 years warranty.



MAGNA PS

9910810 Power supply 100W

Internal power supply for both surface or suspended rails.



MAGNA PS

9910820 Power supply 200W

Internal power supply for both surface or suspended rails.



MAGNA CI

9910770 Angular power transmitter

Internal power transmitter with flexible angle for both surface or suspended rails. If you have installed more than one rails in an angle you need this accessory in order to transfer the power from one rail to another.



MAGNA SI

9910760 Straight power transmitter

Internal power transmitter with straight angle for both surface or suspended rails. If you have installed more than one rails in an angle you need this accessory in order to transfer the power from one rail to another.



MAGNA PE

9910750 Hanging set of 2 pcs

2 twisted steel wires, with maximum length of 1.5m, with steel fittings for fixing on the ceiling for suspended rail.



MAGNA C

9910740 End caps

2 pcs of end caps for surface mounted track rails.



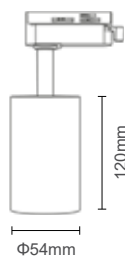
GENERAL INFORMATION

MONOLINO is a family of rotatable single phase led spot track lights equipped with SANAN LED sources.

The solutions subject of proposal vary in terms of form and type of installation, with one common denominator: the quality of our products. Suitable for 1 circuit track rails 9902670, 9902680, 9902690, 9902700, Surface & Suspended systems.

They are equipped with microprismatic diffuser with 36° and UGR<19.

Housing of aluminum board electrostatically painted with sandblasted finishing in sand black & sand white.



SINGLE PHASE LED TRACK LIGHTS

2 YEARS WARRANTY	LED INSIDE	⚡ SINGLE PHASE	⚡ 185-265V	⦿ IP20	UGR <19	CRI Ra>80	⌚ 30000h	⏻ x30000	☂ Non Dimm	🌡 25/+50°C
-------------------------------	----------------------	-----------------------------	----------------------	------------------	-------------------	---------------------	--------------------	--------------------	-------------------------	----------------------




- 36°
- Sand black
- Sand white

MONOLINO 10

2102640 - Black color	10W	930lm	3000K
2102650 - Black color	10W	950lm	4000K
2102660 - White color	10W	930lm	3000K
2102670 - White color	10W	950lm	4000K

PHOTOMETRIC DIAGRAM



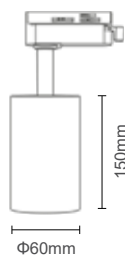
GENERAL INFORMATION

MONOLINO is a family of rotatable single phase led spot track lights equipped with SANAN LED sources.

The solutions subject of proposal vary in terms of form and type of installation, with one common denominator: the quality of our products. Suitable for 1 circuit track rails 9902670, 9902680, 9902690, 9902700, Surface & Suspended systems.

They are equipped with microprismatic diffuser with 36° and UGR<19.

Housing of aluminum board electrostatically painted with sandblasted finishing in sand black & sand white.



2 YEARS WARRANTY	LED INSIDE	⚡ SINGLE PHASE	⚡ 185-265V	⦿ IP20	UGR <19	CRI Ra>80	⌚ 30000h	⏻ x30000	☂ Non Dimm	🌡 25/+50°C
-------------------------------	----------------------	-----------------------------	----------------------	------------------	-------------------	---------------------	--------------------	--------------------	-------------------------	----------------------




- 36°
- Sand black
- Sand white

MONOLINO 20

2102680 - Black color	20W	1860lm	3000K
2102690 - Black color	20W	1900lm	4000K
2102700 - White color	20W	1860lm	3000K
2102710 - White color	20W	1900lm	4000K

PHOTOMETRIC DIAGRAM



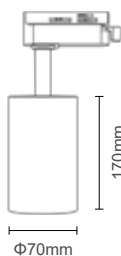
GENERAL INFORMATION

MONOLINO is a family of rotatable single phase led spot track lights equipped with SANAN LED sources.

The solutions subject of proposal vary in terms of form and type of installation, with one common denominator: the quality of our products. Suitable for 1 circuit track rails 9902670, 9902680, 9902690, 9902700, Surface & Suspended systems.

They are equipped with microprismatic diffuser with 36° and UGR<19.

Housing of aluminum board electrostatically painted with sandblasted finishing in sand black & sand white.



SINGLE PHASE LED TRACK LIGHTS

2 YEARS WARRANTY	LED INSIDE	⚡ SINGLE PHASE	⚡ 185-265V	⦿ IP20	UGR <19	CRI Ra>80	🕒 30000h	🔌 x30000	🌧️ Non Dimm	🌡️ 25/+50°C
-------------------------------	----------------------	-----------------------------	----------------------	------------------	-------------------	---------------------	--------------------	--------------------	--------------------------	-----------------------




- 36°
- Sand black
- Sand white

MONOLINO 30

2102720 - Black color	30W	2790lm	3000K
2102730 - Black color	30W	2850lm	4000K
2102740 - White color	30W	2790lm	3000K
2102750 - White color	30W	2850lm	4000K

PHOTOMETRIC DIAGRAM



GENERAL INFORMATION

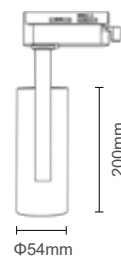
SUN P2 is a rotatable single phase led spot track light equipped with SANAN LED sources.

The solutions subject of proposal vary in terms of form and type of installation, with one common denominator: the quality of our products.

Suitable for 1 circuit track rails 9902670, 9902680, 9902690, 9902700, Surface & Suspended systems.

It is equipped with microprismatic diffuser with 15° and UGR<19.

Housing of aluminum board electrostatically painted with sandblasted finishing in sand black & sand white.



2 YEARS WARRANTY	LED INSIDE	⚡ SINGLE PHASE	⚡ 100-240V	⦿ IP20	UGR <19	CRI Ra>80	🕒 25000h	🔌 x25000	🌧️ Non Dimm	🌡️ -10/+40°C
-------------------------------	----------------------	-----------------------------	----------------------	------------------	-------------------	---------------------	--------------------	--------------------	--------------------------	------------------------

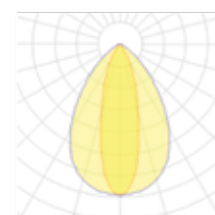


- 15°
- Sand black
- Sand white

SUN P2 12

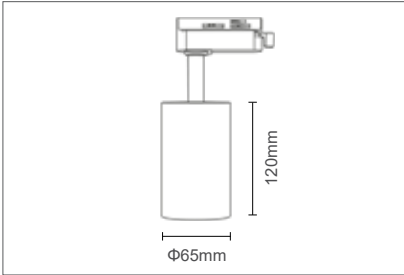
2101660 - Black color	12W	852lm	3000K
2101670 - Black color	12W	876lm	4000K
2101680 - White color	12W	852lm	3000K
2101690 - White color	12W	876lm	4000K

PHOTOMETRIC DIAGRAM



GENERAL INFORMATION

LUMO N is a rotatable single phase led spot track light. Operated with LED bulbs, PAR16 type, GU10 socket. Suitable for 1 circuit track rails 9902670, 9902680, 9902690, 9902700, Surface & Suspended systems. Housing of die-cast aluminum, electrostatically painted with sandblasted finishing in sand black.



GU10 lampholder included in the package



2102800 - Black body

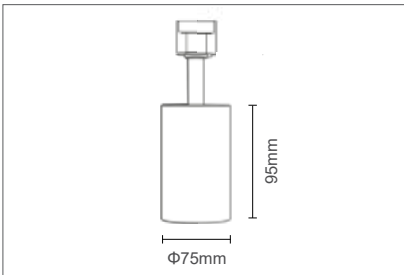
2102810 - White body



LUMO N

GENERAL INFORMATION

LUMO S is a rotatable single phase led spot track light. Operated with LED bulbs, PAR16 type, GU10 socket. Suitable for 1 circuit track rails 9902670, 9902680, 9902690, 9902700, Surface & Suspended systems. Housing of die-cast aluminum, electrostatically painted with sandblasted finishing in sand black with black reflector.



GU10 lampholder included in the package



2102270 - Black body

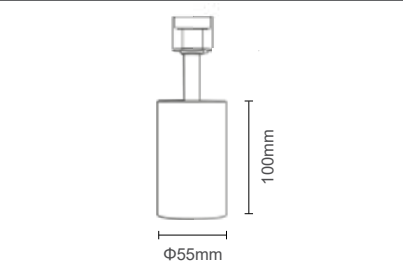


LUMO S

SINGLE PHASE
TRACK LIGHTS

GENERAL INFORMATION

LUMO T is a rotatable single phase led spot track light. Operated with LED bulbs, PAR16 type, GU10 socket. Suitable for 1 circuit track rails 9902670, 9902680, 9902690, 9902700, Surface & Suspended systems. Housing of die-cast aluminum, electrostatically painted with sandblasted finishing in 2 colors, sand white & sand black.



GU10 lampholder included in the package



2101940 - White body

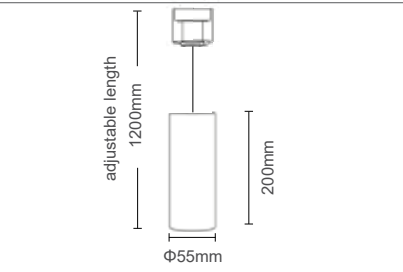
2101950 - Black body



LUMO T

GENERAL INFORMATION

LUMO P is a pendant single phase led spot track light. Operated with LED bulbs, PAR16 type, GU10 socket. Suitable for 1 circuit track rails 9902670, 9902680, 9902690, 9902700, Surface & Suspended systems. Housing of die-cast aluminum, electrostatically painted with sandblasted finishing in 2 colors, white, black & black with a PVC ring.



GU10 lampholder included in the package




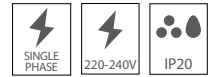
2101960 - White body

2101970 - Black body

2102280 - Black body with PVC ring



LUMO P



PT1

9902670	White rail 1m
9902690	White rail 2m
9902680	Black rail 1m
9902700	Black rail 2m

PT1 is a family of 1 circuit single phase track rails in lengths of 1m & 2m. They are made of aluminium and electrostatically painted in white & black. End caps and power supply included on the rail.



APT1

9902650	White color
9902660	Black color

APT 1, are open angle connectors which are used in order to create the desire arrangement of track rails. Are made of plastic and painted in white & black.



APT1 CC

9902570	White corner connector
9902580	Black corner connector

APT1 CC, are 90° angle connectors which are used in order to create the desire arrangement of track rails. Are made of plastic and painted in white & black.



APT1 SC

9902630	White straight connector
9902640	Black straight connector

APT1 SC, are straight connectors which are used in order to create a straight line of track rails. Are made of plastic and painted in white & black.



APT1 TC

9902590	White "T" connector
9902600	Black "T" connector

APT1 TC, are "T" shape connectors which are used in order to create the desire arrangement of track rails. Are made of plastic and painted in white & black.



APT1 QC

9902610	White cross connector
9902620	Black cross connector

APT1 QC, are quadruple 90° connectors which are used in order to create a straight line of track rails. Are made of plastic and painted in white & black.

2

LINEAR LIGHTS
SURFACE, SUSPENDED & RECESSED
LED LIGHT FIXTURES



TECHNICAL SPECIFICATIONS

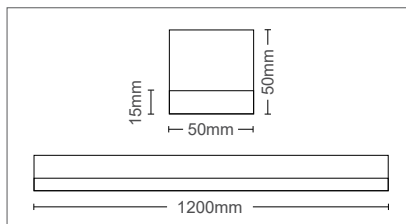
FITLINE 60 is a linear ceiling mounting lighting fixture, equipped with backlit technology of SANAN LED sources.

It can be installed on the surface of the ceiling or suspended, suspension set included in the package.



Housing of aluminum board electrostatically painted with sandblasted finishing in sand white & sand black.

Polycarbonate difusser.

CRI	80
Power Factor	>0.95
Voltage Range	170-240V
Beam Angle	120°
Protection Class	IP20
Working Temperature	-20°C/+50°C
Main Material	Aluminium & PC




LINEAR LED LIGHTS



FITLINE 60

3300160 - Black color	60W	6600lm	4000K
3300150 - White color	60W	6600lm	4000K
3300161 - Black color	60W	6600lm	3CCT

PHOTOMETRIC DIAGRAM



TECHNICAL SPECIFICATIONS


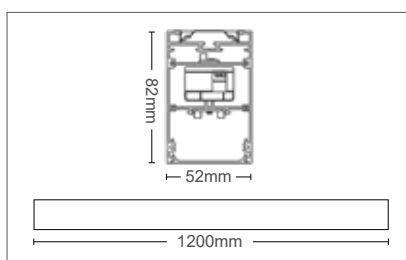
LINETA 40 is a linear ceiling mounting lighting fixture, equipped with backlit technology of SAMSUNG LED sources.

It can be installed on the surface of the ceiling or suspended, suspension set included in the package.

Housing of aluminum board electrostatically painted with sandblasted finishing in sand white & sand black.

Polycarbonate difusser.

CRI	80
Power Factor	>0.95
Voltage Range	170-240V
Beam Angle	120°
Protection Class	IP40
Working Temperature	-20°C/+40°C
Main Material	Aluminium

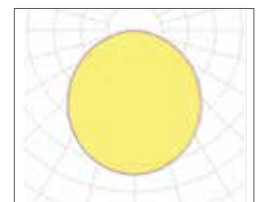


LINETA 40



2429810 - Black color	40W	4300lm	3000K
2429820 - Black color	40W	4400lm	4000K
2429780 - White color	40W	4300lm	3000K
2429790 - White color	40W	4400lm	4000K

PHOTOMETRIC DIAGRAM



GENERAL INFORMATION

PROFILED SL1 is a Professional line of Linear fixtures.

SAMSUNG LED sources applied in our standard version of Linear Light Group solutions.

OSRAM LED sources applied in our High Lumens version of Linear Light Group solutions, offer highest performance and long duration.

The solutions subject of proposal vary in terms of form and type of installation, with one common denominator: the quality of our products.

Linear standard versions are equipped with PHILIPS or TRIDONIC drivers.


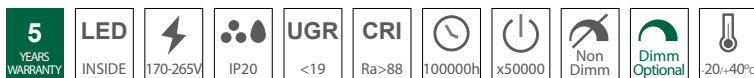
Dimmable versions are equipped with TRIDONIC 3 in 1 driver with option of 3 different dimmings (DALI / I-10V / PUSH BUTTON).

It can be installed on the surface of the ceiling or Suspended. The suspension set must be ordered separately, (HSL).

It can be installed on the wall. The mounting set must be ordered separately, (WML).

Polycarbonate difusser with High Permeability. There is option to put microprismatic difusser with 60° and UGR<15. It has to be ordered separately (MDL).

Housing of aluminum board electrostatically painted in sand white & sand black.



PROFILED SL1 20



STANDARD VERSION	2427700 - Black color	2427100 - White color	20W	2000lm	3000K
	2427710 - Black color	2427110 - White color	20W	2100lm	4000K
	2427720 - Black color	2427120 - White color	20W	2200lm	6500K
HIGH LUMENS VERSION	2427730 - Black color	2427130 - White color	20W	2900lm	3000K
	2427740 - Black color	2427140 - White color	20W	3000lm	4000K
	2427750 - Black color	2427150 - White color	20W	3100lm	6500K
DIMMABLE STANDARD VERSION	2427760 - Black color	2427160 - White color	20W	2000lm	3000K
	2427770 - Black color	2427170 - White color	20W	2100lm	4000K
	2427780 - Black color	2427180 - White color	20W	2200lm	6500K
DIMMABLE HIGH LUMENS VERSION	2427790 - Black color	2427190 - White color	20W	2900lm	3000K
	2427800 - Black color	2427200 - White color	20W	3000lm	4000K
	2427810 - Black color	2427210 - White color	20W	3100lm	6500K



microprismatic diffuser 60° / UGR<15

9990870 - microprismatic diffuser

SUSPENSION SET HSL



9910020 - Black color

9910030 - White color

WALL MOUNTING ACCESSORIES SET WML



9911120 - Black color

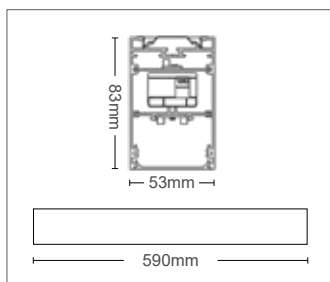
9911100 - White color

MIDDLE CONNECTOR MCL (optional)




middle connector for all profiled sl1 series

9910010 - middle connector



PHOTOMETRIC DIAGRAM



GENERAL INFORMATION

PROFILED SL1 is a Professional line of Linear fixtures.

SAMSUNG LED sources applied in our standard version of Linear Light Group solutions. OSRAM LED sources applied in our High Lumens version of Linear Light Group solutions, offer highest performance and long duration.

The solutions subject of proposal vary in terms of form and type of installation, with one common denominator: the quality of our products.

Linear standard versions are equipped with PHILIPS or TRIDONIC drivers.

Dimmable versions are equipped with TRIDONIC 3 in 1 driver with option of 3 different dimmings (DALI / I-10V / PUSH BUTTON).

It can be installed on the surface of the ceiling or Suspended. The suspension set must be ordered separately, (HSL).

It can be installed on the wall. The mounting set must be ordered separately, (WML).

Polycarbonate difusser with High Permeability. There is option to put microprismatic difusser with 60° and UGR<15. It has to be ordered separately (MDL).

Housing of aluminum board electrostatically painted in sand white & sand black.



microprismatic diffuser 60° / UGR<15

9990880 - microprismatic diffuser

SUSPENSION SET HSL



9910020 - Black color

9910030 - White color

WALL MOUNTING ACCESSORIES SET WML



9911120 - Black color

9911100 - White color

MIDDLE CONNECTOR MCL (optional)



middle connector for all profiled sl1 series

9910010 - middle connector

5 YEARS WARRANTY	LED INSIDE	170-265V	IP20	UGR <19	CRI Ra>88	100000h	x50000	Non Dimm	Dimm Optional	20-40°C
-------------------------------	----------------------	-----------------	-------------	-------------------	---------------------	----------------	---------------	-----------------	-------------------------	----------------



120°

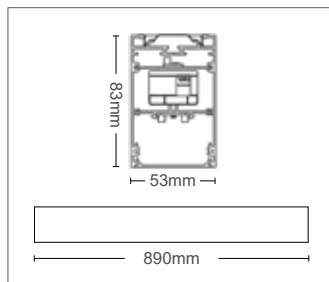
Sand black

Sand white


PROFILED SL1 32



STANDARD VERSION	2427820 - Black color	2427220 - White color	32W	3200lm	3000K
	2427830 - Black color	2427230 - White color	32W	3360lm	4000K
	2427840 - Black color	2427240 - White color	32W	3520lm	6500K
HIGH LUMENS VERSION	2427850 - Black color	2427250 - White color	32W	4640lm	3000K
	2427860 - Black color	2427260 - White color	32W	4800lm	4000K
	2427870 - Black color	2427270 - White color	32W	4960lm	6500K
DIMMABLE STANDARD VERSION	2427880 - Black color	2427280 - White color	32W	3200lm	3000K
	2427890 - Black color	2427290 - White color	32W	3360lm	4000K
	2427900 - Black color	2427300 - White color	32W	3520lm	6500K
DIMMABLE HIGH LUMENS VERSION	2427910 - Black color	2427310 - White color	32W	4640lm	3000K
	2427920 - Black color	2427320 - White color	32W	4800lm	4000K
	2427930 - Black color	2427330 - White color	32W	4960lm	6500K



PHOTOMETRIC DIAGRAM



GENERAL INFORMATION

PROFILED SL1 is a Professional line of Linear fixtures.

SAMSUNG LED sources applied in our standard version of Linear Light Group solutions. OSRAM LED sources applied in our High Lumens version of Linear Light Group solutions, offer highest performance and long duration.

The solutions subject of proposal vary in terms of form and type of installation, with one common denominator: the quality of our products.

Linear standard versions are equipped with PHILIPS or TRIDONIC drivers.

Dimmable versions are equipped with TRIDONIC 3 in 1 driver with option of 3 different dimmings (DALI / I-10V / PUSH BUTTON).

It can be installed on the surface of the ceiling or Suspended. The suspension set must be ordered separately, (HSL).

It can be installed on the wall. The mounting set must be ordered separately, (WML).

Polycarbonate difusser with High Permeability. There is option to put microprismatic difusser with 60° and UGR<15. It has to be ordered separately (MDL).

Housing of aluminum board electrostatically painted in sand white & sand black.

5 YEARS WARRANTY | LED INSIDE | 170-265V | IP20 | UGR <19 | CRI Ra>88 | 100000h | x50000 | Non Dimm | Dimm Optional | 20-40°C



PROFILED SL1 40



STANDARD VERSION	2427940 - Black color	2427340 - White color	40W	4200lm	3000K
	2427950 - Black color	2427350 - White color	40W	4410lm	4000K
2427960 - Black color	2427360 - White color	40W	4620lm	6500K	
HIGH LUMENS VERSION	2427970 - Black color	2427370 - White color	40W	5800lm	3000K
	2427980 - Black color	2427380 - White color	40W	6000lm	4000K
	2427990 - Black color	2427390 - White color	40W	6200lm	6500K
DIMMABLE STANDARD VERSION	2428000 - Black color	2427400 - White color	40W	4200lm	3000K
	2428010 - Black color	2427410 - White color	40W	4410lm	4000K
	2428020 - Black color	2427420 - White color	40W	4620lm	6500K
DIMMABLE HIGH LUMENS VERSION	2428030 - Black color	2427430 - White color	40W	5800lm	3000K
	2428040 - Black color	2427440 - White color	40W	6000lm	4000K
	2428050 - Black color	2427450 - White color	40W	6200lm	6500K



microprismatic diffuser 60° / UGR<15

9990890 - microprismatic diffuser

SUSPENSION SET HSL



9910020 - Black color

9910030 - White color

WALL MOUNTING ACCESSORIES SET WML



9911120 - Black color

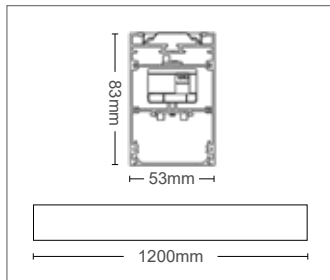
9911100 - White color

MIDDLE CONNECTOR MCL (optional)




middle connector for all profiled sl1 series

9910010 - middle connector



PHOTOMETRIC DIAGRAM



GENERAL INFORMATION

PROFILED SL1 is a Professional line of Linear fixtures.

SAMSUNG LED sources applied in our standard version of Linear Light Group solutions.

OSRAM LED sources applied in our High Lumens version of Linear Light Group solutions, offer highest performance and long duration.

The solutions subject of proposal vary in terms of form and type of installation, with one common denominator: the quality of our products.

Linear standard versions are equipped with PHILIPS or TRIDONIC drivers.

Dimmable versions are equipped with TRIDONIC 3 in 1 driver with option of 3 different dimmings (DALI / I-10V / PUSH BUTTON).

It can be installed on the surface of the ceiling or Suspended. The suspension set must be ordered separately, (HSL).

It can be installed on the wall. The mounting set must be ordered separately, (WML).

Polycarbonate difusser with High Permeability. There is option to put microprismatic difusser with 60° and UGR<15. It has to be ordered separately (MDL).

Housing of aluminum board electrostatically painted in sand white & sand black.



microprismatic diffuser 60° / UGR<15

9990900 - microprismatic diffuser

SUSPENSION SET HSL



9910020 - Black color

9910030 - White color

WALL MOUNTING ACCESSORIES SET WML



9911120 - Black color

9911100 - White color

MIDDLE CONNECTOR MCL (optional)



middle connector for all profiled sl1 series

9910010 - middle connector

5 YEARS WARRANTY	LED INSIDE	170-265V	IP20	UGR <19	CRI Ra>88	100000h	x50000	Non Dimm	Dimm Optional	20-40°C
-------------------------------	----------------------	-----------------	-------------	-------------------	---------------------	----------------	---------------	-----------------	----------------------	----------------



120°

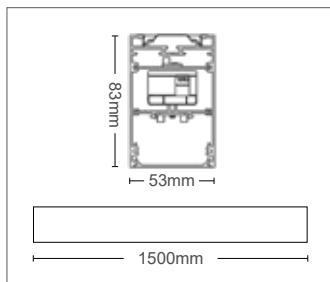
Sand black

Sand white


PROFILED SL1 50



STANDARD VERSION	2428060 - Black color	2427460 - White color	50W	5000lm	3000K
	2428070 - Black color	2427470 - White color	50W	5250lm	4000K
	2428080 - Black color	2427480 - White color	50W	5500lm	6500K
HIGH LUMENS VERSION	2428090 - Black color	2427490 - White color	50W	7250lm	3000K
	2428100 - Black color	2427500 - White color	50W	7500lm	4000K
	2428110 - Black color	2427510 - White color	50W	7750lm	6500K
DIMMABLE STANDARD VERSION	2428120 - Black color	2427520 - White color	50W	5000lm	3000K
	2428130 - Black color	2427530 - White color	50W	5250lm	4000K
	2428140 - Black color	2427540 - White color	50W	5500lm	6500K
DIMMABLE HIGH LUMENS VERSION	2428150 - Black color	2427550 - White color	50W	7250lm	3000K
	2428160 - Black color	2427560 - White color	50W	7500lm	4000K
	2428170 - Black color	2427570 - White color	50W	7750lm	6500K



PHOTOMETRIC DIAGRAM



GENERAL INFORMATION

PROFILED SL1 is a Professional line of Linear fixtures.

SAMSUNG LED sources applied in our standard version of Linear Light Group solutions. OSRAM LED sources applied in our High Lumens version of Linear Light Group solutions, offer highest performance and long duration.

The solutions subject of proposal vary in terms of form and type of installation, with one common denominator: the quality of our products. Linear standard versions are equipped with PHILIPS or TRIDONIC drivers.

Dimmable versions are equipped with TRIDONIC 3 in 1 driver with option of 3 different dimmings (DALI / I-10V / PUSH BUTTON).

It can be installed on the surface of the ceiling or Suspended. The suspension set must be ordered separately, (HSL).

It can be installed on the wall. The mounting set must be ordered separately, (WML).

Polycarbonate difusser with High Permeability. There is option to put microprismatic difusser with 60° and UGR<15. It has to be ordered separately (MDL).

Housing of aluminum board electrostatically painted in sand white & sand black.



microprismatic diffuser 60° / UGR<15

9990910 - microprismatic diffuser

SUSPENSION SET HSL



9910020 - Black color

9910030 - White color

WALL MOUNTING ACCESSORIES SET WML



9911120 - Black color

9911100 - White color

MIDDLE CONNECTOR MCL (optional)



middle connector for all profiled sl1 series

9910010 - middle connector

5 YEARS WARRANTY	LED INSIDE	170-265V	IP20	UGR <19	CRI Ra>88	100000h	x50000	Non Dimm	Dimm Optional	20-40°C
-------------------------------	----------------------	-----------------	-------------	-------------------	---------------------	----------------	---------------	-----------------	----------------------	----------------



120°

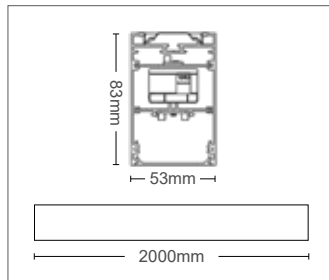
Sand black

Sand white


PROFILED SL1 66



STANDARD VERSION	2428180 - Black color	2427580 - White color	66W	6600lm	3000K
	2428190 - Black color	2427590 - White color	66W	6930lm	4000K
	2428200 - Black color	2427600 - White color	66W	7260lm	6500K
HIGH LUMENS VERSION	2428210 - Black color	2427610 - White color	66W	9570lm	3000K
	2428220 - Black color	2427620 - White color	66W	9900lm	4000K
	2428230 - Black color	2427630 - White color	66W	10230lm	6500K
DIMMABLE STANDARD VERSION	2428240 - Black color	2427640 - White color	66W	6600lm	3000K
	2428250 - Black color	2427650 - White color	66W	6930lm	4000K
	2428260 - Black color	2427660 - White color	66W	7260lm	6500K
DIMMABLE HIGH LUMENS VERSION	2428270 - Black color	2427670 - White color	66W	9570lm	3000K
	2428280 - Black color	2427680 - White color	66W	9900lm	4000K
	2428290 - Black color	2427690 - White color	66W	10230lm	6500K



PHOTOMETRIC DIAGRAM



GENERAL INFORMATION

TETRIS 2 SL1 is an Angular connector for Linears PROFILED SL1. Is a Professional Line of fixtures.

SAMSUNG LED sources applied in our standard version of Linear Light Group solutions.

OSRAM LED sources applied in our High Lumens version of Linear Light Group solutions, offer highest performance and long duration.

The solutions subject of proposal vary in terms of form and type of installation, with one common denominator: the quality of our products.

Linear standard versions are equipped with PHILIPS or TRIDONIC drivers.

Dimmable versions are equipped with TRIDONIC 3 in 1 driver with option of 3 different dimmings (DALI / I-10V / PUSH BUTTON).

It can be installed on the surface of the ceiling or Suspended. The suspension set must be ordered separately, (HSL).

It can be installed on the wall. The mounting set must be ordered separately, (WML).

Polycarbonate difusser with High Permeability. There is option to put microprismatic difusser with 60° and UGR<15. It has to be ordered separately (MDL).

Housing of aluminum board electrostatically painted in sand white & sand black.

5 YEARS WARRANTY	LED INSIDE	170-265V	IP20	UGR <19	CRI Ra>88	100000h	x50000	Non Dimm	Dimm Optional	20-40°C
-------------------------------	----------------------	-----------------	-------------	-------------------	---------------------	----------------	---------------	-----------------	----------------------	----------------

120°

Sand black

Sand white



TETRIS 2 SL1



STANDARD VERSION	2429140 - Black color	2429020 - White color	9W	900lm	3000K
	2429150 - Black color	2429030 - White color	9W	945lm	4000K
	2429160 - Black color	2429040 - White color	9W	990lm	6500K
HIGH LUMENS VERSION	2429170 - Black color	2429050 - White color	9W	1260lm	3000K
	2429180 - Black color	2429060 - White color	9W	1350lm	4000K
	2429190 - Black color	2429070 - White color	9W	1395lm	6500K
DIMMABLE STANDARD VERSION	2429200 - Black color	2429080 - White color	9W	900lm	3000K
	2429210 - Black color	2429090 - White color	9W	945lm	4000K
	2429220 - Black color	2429100 - White color	9W	990lm	6500K
DIMMABLE HIGH LUMENS VERSION	2429230 - Black color	2429110 - White color	9W	1260lm	3000K
	2429240 - Black color	2429120 - White color	9W	1350lm	4000K
	2429250 - Black color	2429130 - White color	9W	1395lm	6500K



microprismatic diffuser 60° / UGR<15

9990920 - microprismatic diffuser

SUSPENSION SET HSL



9910020 - Black color

9910030 - White color

WALL MOUNTING ACCESSORIES SET WML



9911120 - Black color

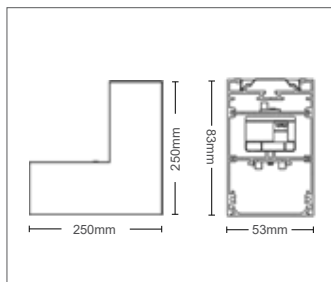
9911100 - White color

MIDDLE CONNECTOR MCL (optional)



middle connector for all profiled sl1 series

9910010 - middle connector



GENERAL INFORMATION

TETRIS 3 SL1 is a "T" connector for Linears PROFILED SL1. Is a Professional Line of fixtures.

SAMSUNG LED sources applied in our standard version of Linear Light Group solutions.

OSRAM LED sources applied in our High Lumens version of Linear Light Group solutions, offer highest performance and long duration.

The solutions subject of proposal vary in terms of form and type of installation, with one common denominator: the quality of our products. Linear standard versions are equipped with PHILIPS or TRIDONIC drivers.

Dimmable versions are equipped with TRIDONIC 3 in 1 driver with option of 3 different dimmings (DALI / I-10V / PUSH BUTTON).


It can be installed on the surface of the ceiling or Suspended. The suspension set must be ordered separately, (HSL).

It can be installed on the wall. The mounting set must be ordered separately, (WML).

Polycarbonate difusser with High Permeability. There is option to put microprismatic difusser with 60° and UGR<15. It has to be ordered separately (MDL).

Housing of aluminum board electrostatically painted in sand white & sand black.

5 YEARS WARRANTY	LED INSIDE	170-265V	IP20	UGR <19	CRI Ra>88	100000h	x50000	Non Dimm	Dimm Optional	20-40°C
-------------------------------	----------------------	-----------------	-------------	-------------------	---------------------	----------------	---------------	-----------------	----------------------	----------------



TETRIS 3 SL1



STANDARD VERSION	2429380 - Black color	2429260 - White color	9W	900lm	3000K
	2429390 - Black color	2429270 - White color	9W	945lm	4000K
	2429400 - Black color	2429280 - White color	9W	990lm	6500K
HIGH LUMENS VERSION	2429410 - Black color	2429290 - White color	9W	1260lm	3000K
	2429420 - Black color	2429300 - White color	9W	1350lm	4000K
	2429430 - Black color	2429310 - White color	9W	1395lm	6500K
DIMMABLE STANDARD VERSION	2429440 - Black color	2429320 - White color	9W	900lm	3000K
	2429450 - Black color	2429330 - White color	9W	945lm	4000K
	2429460 - Black color	2429340 - White color	9W	990lm	6500K
DIMMABLE HIGH LUMENS VERSION	2429470 - Black color	2429350 - White color	9W	1260lm	3000K
	2429480 - Black color	2429360 - White color	9W	1350lm	4000K
	2429490 - Black color	2429370 - White color	9W	1395lm	6500K



9990930 - microprismatic diffuser

HANGING SET HSL (optional)



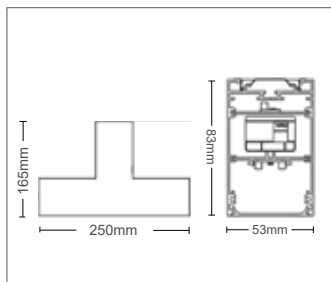
9910020 - Black color

9910030 - White color

MIDDLE CONNECTOR MCL (optional)



9910080 - middle connector



GENERAL INFORMATION

TETRIS 4 SL1 is a Cross connector for Linears PROFILED SL1. Is a Professional Line of fixtures.

SAMSUNG LED sources applied in our standard version of Linear Light Group solutions. OSRAM LED sources applied in our High Lumens version of Linear Light Group solutions, offer highest performance and long duration.

The solutions subject of proposal vary in terms of form and type of installation, with one common denominator: the quality of our products. Linear standard versions are equipped with PHILIPS or TRIDONIC drivers.

Dimmable versions are equipped with TRIDONIC 3 in 1 driver with option of 3 different dimmings (DALI / I-10V / PUSH BUTTON).


It can be installed on the surface of the ceiling or Suspended. The suspension set must be ordered separately, (HSL).

It can be installed on the wall. The mounting set must be ordered separately, (WML).

Polycarbonate difusser with High Permeability. There is option to put microprismatic difusser with 60° and UGR<15. It has to be ordered separately (MDL).

Housing of aluminum board electrostatically painted in sand white & sand black.

5 YEARS WARRANTY | LED INSIDE | 170-265V | IP20 | UGR <19 | CRI Ra>88 | 100000h | x50000 | Non Dimm | Dimm Optional | 20-40°C



TETRIS 4 SL1



STANDARD VERSION	2429620 - Black color	2429500 - White color	9W	900lm	3000K
	2429630 - Black color	2429510 - White color	9W	945lm	4000K
	2429640 - Black color	2429520 - White color	9W	990lm	6500K
HIGH LUMENS VERSION	2429650 - Black color	2429530 - White color	9W	1260lm	3000K
	2429660 - Black color	2429540 - White color	9W	1350lm	4000K
	2429670 - Black color	2429550 - White color	9W	1395lm	6500K
DIMMABLE STANDARD VERSION	2429680 - Black color	2429560 - White color	9W	900lm	3000K
	2429690 - Black color	2429570 - White color	9W	945lm	4000K
	2429700 - Black color	2429580 - White color	9W	990lm	6500K
DIMMABLE HIGH LUMENS VERSION	2429710 - Black color	2429590 - White color	9W	1260lm	3000K
	2429720 - Black color	2429600 - White color	9W	1350lm	4000K
	2429730 - Black color	2429610 - White color	9W	1395lm	6500K



microprismatic diffuser 60° / UGR<15

9990940 - microprismatic diffuser

HANGING SET HSL (optional)



9910020 - Black color


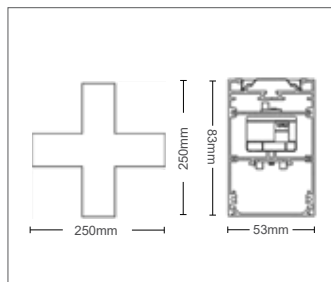
9910030 - White color

MIDDLE CONNECTOR MCL (optional)



middle connector for all profiled sl1 series

9910010 - middle connector



GENERAL INFORMATION

PROFILED DIL1 is an up & down Professional Linear fixture.

SAMSUNG LED sources applied in our standard version of Linear Light Group solutions.

OSRAM LED sources applied in our High Lumens version of Linear Light Group solutions, offer highest performance and long duration.

The solutions subject of proposal vary in terms of form and type of installation, with one common denominator: the quality of our products.

Linear standard versions are equipped with PHILIPS or TRIDONIC drivers.

Dimmable versions are equipped with TRIDONIC 3 in 1 driver with option of 3 different dimmings (DALI / 1-10V / PUSH BUTTON).

It can be installed Suspended. Suspension set included in the package.

Polycarbonate difusser with High Permeability. There is option to put microprismatic difusser with 60° and UGR<15. It has to be ordered separately (MDL).

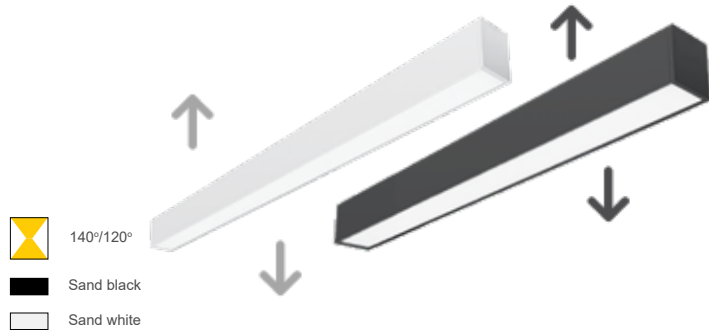
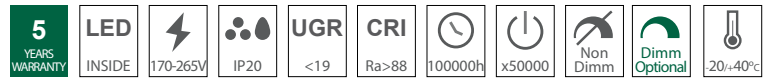
Housing of aluminum board electrostatically painted in sand white & sand black.

SUSPENSION SET



9910020 - Black color

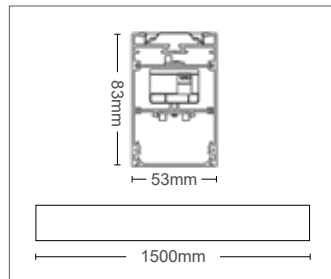
9910030 - White color





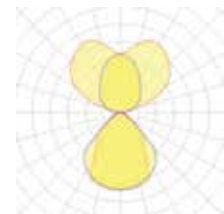
PROFILED DIL1 63



STANDARD VERSION	2430100 - Black	2430070 - White	80W (48W+32W)	4800/3200lm	3000K
	2430110 - Black	2430080 - White	80W (48W+32W)	5040/3360lm	4000K
	2430120 - Black	2430090 - White	80W (48W+32W)	5280/3500lm	6000K
HIGH LUMENS VERSION	2430160 - Black	2430130 - White	86W (50W+36W)	7250/5040lm	3000K
	2430170 - Black	2430140 - White	86W (50W+36W)	7500/5220lm	4000K
	2430180 - Black	2430150 - White	86W (50W+36W)	7750/5580lm	6000K



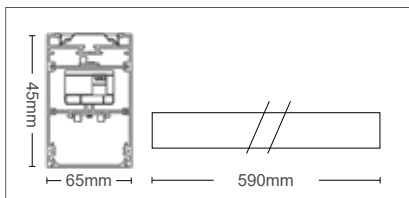
PHOTOMETRIC DIAGRAM



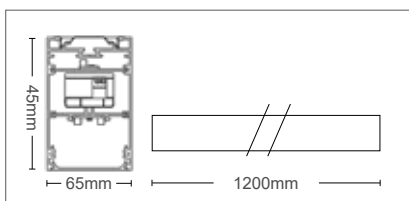



GENERAL INFORMATION


PROFILED RL is a Professional line of Linear-fixtures.
 SAMSUNG LED sources applied in our standard version of Linear Light Group solutions.
 OSRAM LED sources applied in our High Lumens version of Linear Light Group solutions, offer highest performance and long duration.
 The solutions subject of proposal vary in terms of form and type of installation, with one common denominator: the quality of our products.
 Dimmable versions are equipped with TRIDONIC 3 in 1 driver with option of 3 different dimmings (DALI / I-10V / PUSH BUTTON).
 Intended for Recessed installation.
 Housing of aluminum board electrostatically painted with sandblasted finishing in sand white & sand black.
 Different body color is possible according to the project needs.
 Polycarbonate difusser with High Permeability.



PHOTOMETRIC DIAGRAM



PHOTOMETRIC DIAGRAM



microprismatic diffuser 60° / UGR<15

99909650 - microprismatic diffuser

RECESSED LINEAR LED LIGHTS

5 YEARS WARRANTY | LED INSIDE | 170-265V | IP20 | UGR <19 | CRI Ra>88 | 100000h | x50000 | Non Dimm | Dimm Optional | 20-40°C



120°
 Sand black
 Sand white

PROFILED RL1 20



STANDARD VERSION	2428300 - Black color	2428540 - White color	20W	2000lm	3000K
	2428310 - Black color	2428550 - White color	20W	2100lm	4000K
	2428320 - Black color	2428560 - White color	20W	2200lm	6500K
HIGH LUMENS VERSION	2428330 - Black color	2428570 - White color	20W	2900lm	3000K
	2428340 - Black color	2428580 - White color	20W	3000lm	4000K
	2428350 - Black color	2428590 - White color	20W	3100lm	6500K
DIMMABLE STANDARD VERSION	2428360 - Black color	2428600 - White color	20W	2000lm	3000K
	2428370 - Black color	2428610 - White color	20W	2100lm	4000K
	2428380 - Black color	2428620 - White color	20W	2200lm	6500K
DIMMABLE HIGH LUMENS VERSION	2428390 - Black color	2428630 - White color	20W	2900lm	3000K
	2428400 - Black color	2428640 - White color	20W	3000lm	4000K
	2428410 - Black color	2428650 - White color	20W	3100lm	6500K

PROFILED RL1 40



STANDARD VERSION	2428420 - Black color	2428660 - White color	40W	4200lm	3000K
	2428430 - Black color	2428670 - White color	40W	4210lm	4000K
	2428440 - Black color	2428680 - White color	40W	4640lm	6500K
HIGH LUMENS VERSION	2428450 - Black color	2428690 - White color	40W	5800lm	3000K
	2428460 - Black color	2428700 - White color	40W	6000lm	4000K
	2428470 - Black color	2428710 - White color	40W	6200lm	6500K
DIMMABLE STANDARD VERSION	2428480 - Black color	2428720 - White color	40W	4200lm	3000K
	2428490 - Black color	2428730 - White color	40W	4210lm	4000K
	2428500 - Black color	2428740 - White color	40W	4640lm	6500K
DIMMABLE HIGH LUMENS VERSION	2428510 - Black color	2428750 - White color	40W	5800lm	3000K
	2428520 - Black color	2428760 - White color	40W	6000lm	4000K
	2428530 - Black color	2428770 - White color	40W	6200lm	6500K

GENERAL INFORMATION

TETRIS 2 RL1 is a recessed Angular connector for Linears PROFILED RL1. Is a Professional line of fixtures.

SAMSUNG LED sources applied in our Linear Ceiling Light Group solutions, offer high performance and long duration.

OSRAM LED sources applied in our High Lumens version of Linear Light Group solutions, offer highest performance and long duration.

The solutions subject of proposal vary in terms of form and type of installation, with one common denominator: the quality of our products.

Linear standard versions are equipped with PHILIPS or TRIDONIC drivers.

Dimmable versions are equipped with TRIDONIC 3 in 1 driver with option of 3 different dimmings (DALI / I-10V / PUSH BUTTON).

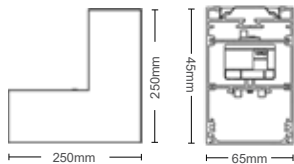
Polycarbonate difusser with High Permeability. There is option to put microprismatic difusser with 60° and UGR<15. It has to be ordered separately (MDL).

Housing of aluminum board electrostatically painted in sand white & sand black.




microprismatic diffuser 60° / UGR<15

9990960 - microprismatic diffuser



RECESSED LINEAR LED LIGHTS

5 YEARS WARRANTY	LED INSIDE	170-265V	IP20	UGR <19	CRI Ra>88	100000h	x50000	Non Dimm	Dimm Optional	20-40°C
-------------------------------	----------------------	-----------------	-------------	-------------------	---------------------	----------------	---------------	-----------------	----------------------	----------------



TETRIS 2 RL1



STANDARD VERSION	2428900 - Black color	2428780 - White color	9W	900lm	3000K
	2428910 - Black color	2428790 - White color	9W	945lm	4000K
	2428920 - Black color	2428800 - White color	9W	990lm	6500K
HIGH LUMENS VERSION	2428930 - Black color	2428810 - White color	9W	1260lm	3000K
	2428940 - Black color	2428820 - White color	9W	1350lm	4000K
	2428950 - Black color	2428830 - White color	9W	1395lm	6500K
DIMMABLE STANDARD VERSION	2428960 - Black color	2428840 - White color	9W	900lm	3000K
	2428970 - Black color	2428850 - White color	9W	945lm	4000K
	2428980 - Black color	2428860 - White color	9W	990lm	6500K
DIMMABLE HIGH LUMENS VERSION	2428990 - Black color	2428870 - White color	9W	1260lm	3000K
	2429000 - Black color	2428880 - White color	9W	1350lm	4000K
	2429010 - Black color	2428890 - White color	9W	1395lm	6500K



2024
lighting
electrical
catalog

3

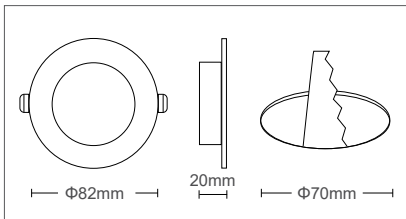
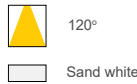
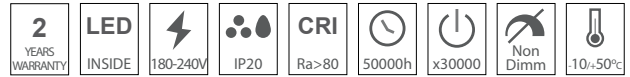
CEILING LIGHTS
RECESSED, SURFACE & SUSPENDED
LIGHTING PANELS & PLAFONS

GENERAL INFORMATION

LENA RX is a family of round recessed led light fixtures equipped with SANAN LED sources in the sidelight position.

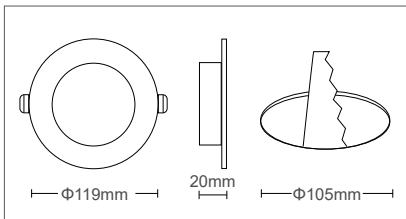
Housing of aluminum board electrostatically painted with sandblasted finishing in sand white.

Diffuser of opal polystyrene with 120° beam angle. Driver is included in the package.



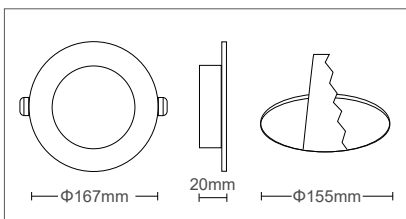
LENA RX 3

2023880	3W	282lm	3000K
2023890	3W	285lm	4000K
2023900	3W	300lm	6000K



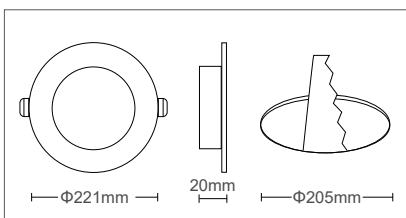
LENA RX 6

2023910	6W	564lm	3000K
2023920	6W	570lm	4000K
2023930	6W	600lm	6000K



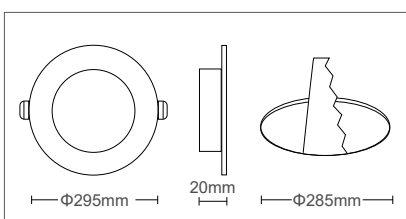
LENA RX 12

2023940	12W	1128lm	3000K
2023950	12W	1140lm	4000K
2023960	12W	1200lm	6000K



LENA RX 18

2023970	18W	1692lm	3000K
2023980	18W	1710lm	4000K
2023990	18W	1800lm	6000K



LENA RX 24

2024000	24W	2256lm	3000K
2024010	24W	2280lm	4000K
2024020	24W	2400lm	6000K

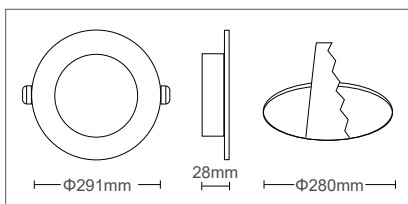
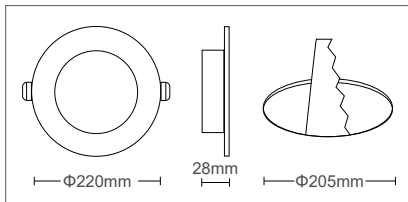
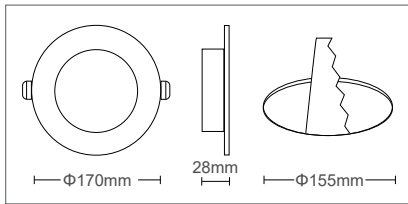
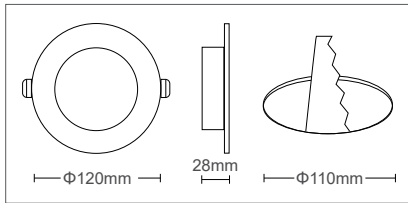
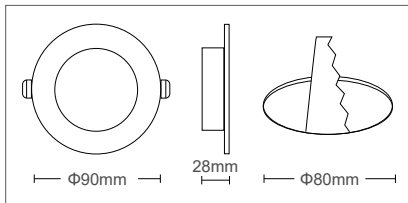
GENERAL INFORMATION

LINA R is a family of round recessed led light fixtures equipped with SANAN LED sources in the backlight position.

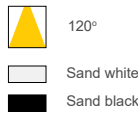
Housing of PP painted with in sand white.

Diffuser of opal polystyrene with anti-yellow treatment with 120° beam angle & UGR<19.

Driver is included in the package.



RECESSED LED CEILING
PANEL LIGHTS



LINA R3

2027540 - White color	3W	330lm	3000K
2027160 - White color	3W	330lm	4000K
2027170 - White color	3W	330lm	6000K

LINA R6

2027550 - White color	6W	660lm	3000K
2027180 - White color	6W	660lm	4000K
2027190 - White color	6W	660lm	6000K
2027181 - Black color	6W	660lm	4000K

LINA R12

2027560 - White color	12W	1320lm	3000K
2027200 - White color	12W	1320lm	4000K
2027210 - White color	12W	1320lm	6000K
2027201 - Black color	12W	1320m	4000K

LINA R18

2027570 - White color	18W	1980lm	3000K
2027220 - White color	18W	1980lm	4000K
2027230 - White color	18W	1980lm	6000K
2027221 - Black color	18W	1980lm	4000K

LINA R24

2027240 - White color	24W	2640lm	4000K
2027250 - White color	24W	2640lm	6000K

RECESSED LED CEILING
PANEL LIGHTS

GENERAL INFORMATION

DARIA R is a family of round recessed led light fixtures equipped with SANAN LED sources in the backlight position.

Housing of aluminum board electrostatically painted with sandblasted finishing in mat white.

Diffuser of opal polycarbonate with anti-yellow treatment with 170° beam angle & UGR<19.

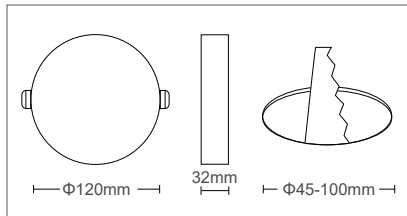
Standard driver is included in the package.

Adjustable positions for the hooks in order to fit to many different hall sizes



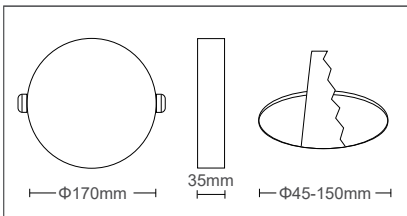
DARIA R 17

2025510	17W	1872lm	4000K
2025520	17W	1908lm	6500K



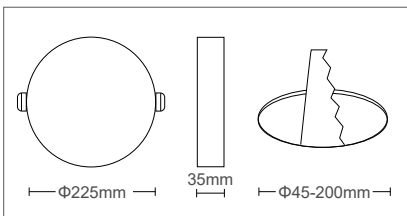
DARIA R 24

2025540	24W	2544lm	4000K
2025550	24W	2592lm	6500K



DARIA R 36

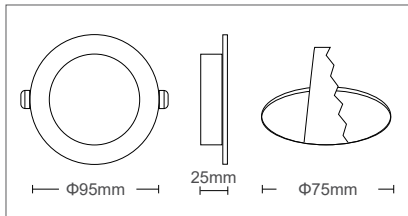
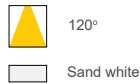
2025570	36W	3888lm	4000K
2025580	36W	3960lm	6500K



GENERAL INFORMATION

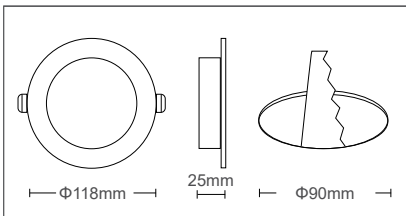
HELEN R is a family of round waterproof recessed led light fixtures equipped with SANAN LED sources in the backlight position.
Housing of aluminum board electrostatically painted with sandblasted finishing in sand white.
Diffuser of opal polycarbonate with anti-yellow treatment.
Driver is included in the package.

RECESSED LED CEILING
PANEL LIGHTS



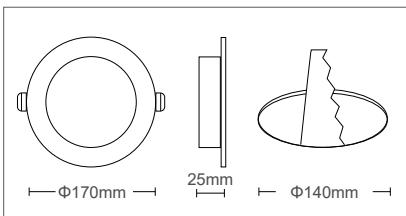
HELEN R 5

2024360	5W	425lm	3000K
2027480	5W	425lm	4000K
2027490	5W	207lm	6000K



HELEN R 9

2027500	9W	765lm	4000K
2027510	9W	765lm	6000K



HELEN R 18

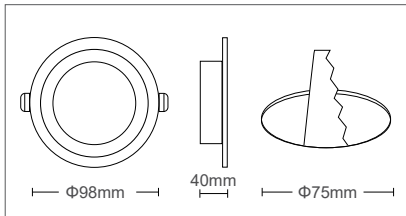
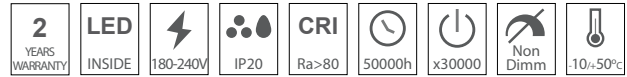
2027520	18W	1530lm	4000K
2027530	18W	1530lm	6000K

GENERAL INFORMATION

LENA RG is a family of round recessed led light fixtures equipped with SANAN LED sources in the backlight position.

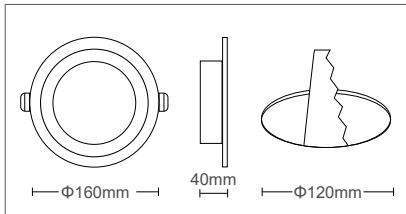
Housing of glass & aluminum board electrostatically painted with sandblasted finishing in sand white.

Diffuser of semi transparent glass with 120° beam angle. Driver is included in the package.



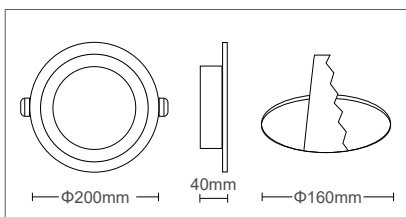
LENA RG 6

2023400	6W	564lm	3000K
2023410	6W	570lm	4000K
2023420	6W	600lm	6000K



LENA RG 12

2023430	12W	1128lm	3000K
2023440	12W	1140lm	4000K
2023450	12W	1200lm	6000K



LENA RG 16

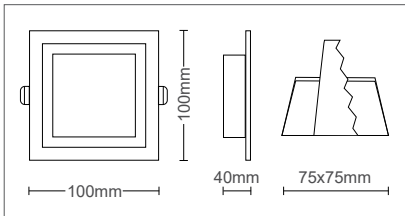
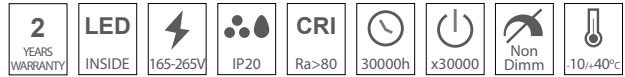
2023460	16W	1440lm	3000K
2023470	16W	1504lm	4000K
2023480	16W	1520lm	6000K

GENERAL INFORMATION

LENA SG is a family of square recessed led light fixtures equipped with SANAN LED sources in the backlight position.

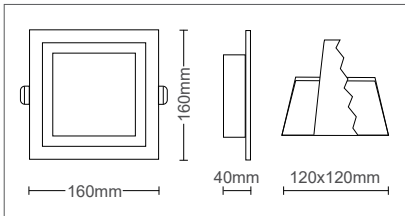
Housing of glass & aluminum board electrostatically painted with sandblasted finishing in sand white.

Diffuser of semi transparent glass with 120° beam angle. Driver is included in the package.



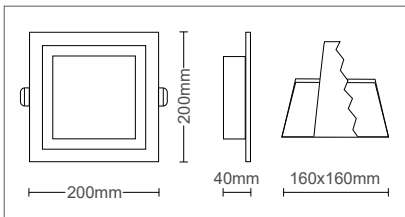
LENA SG 6

2023490	6W	564lm	3000K
2023500	6W	570lm	4000K
2023510	6W	600lm	6000K



LENA SG 12

2023520	12W	1128lm	3000K
2023530	12W	1140lm	4000K
2023540	12W	1200lm	6000K



LENA SG 16

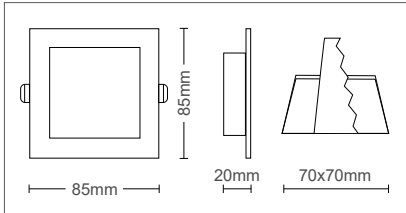
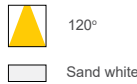
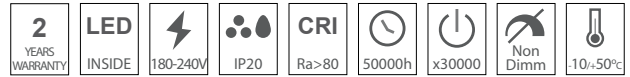
2023550	16W	1440lm	3000K
2023560	16W	1504lm	4000K
2023570	16W	1520lm	6000K

GENERAL INFORMATION

LENA SX is a family of square recessed led light fixtures equipped with SANAN LED sources in the sidelight position.

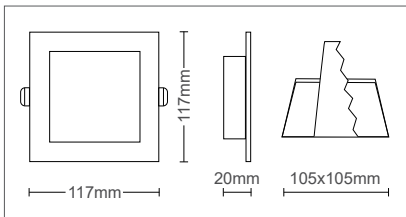
Housing of aluminum board electrostatically painted with sandblasted finishing in sand white.

Diffuser of opal polystyrene with 120° beam angle. Driver is included in the package.



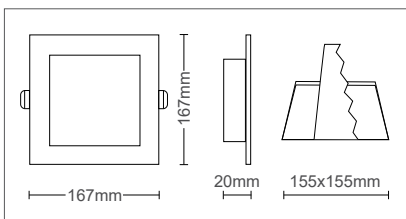
LENA SX 3

2024030	3W	282lm	3000K
2024040	3W	285lm	4000K
2024050	3W	300lm	6000K



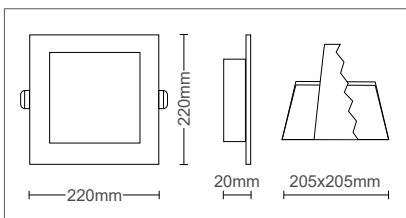
LENA SX 6

2024060	6W	564lm	3000K
2024070	6W	570lm	4000K
2024080	6W	600lm	6000K



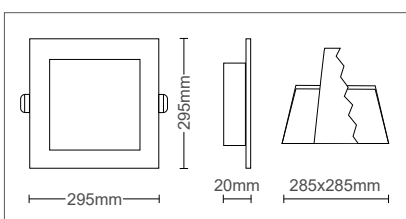
LENA SX 12

2024090	12W	1128lm	3000K
2024100	12W	1140lm	4000K
2024110	12W	1200lm	6000K



LENA SX 18

2024120	18W	1692lm	3000K
2024130	18W	1710lm	4000K
2024140	18W	1800lm	6000K



LENA SX 24

2024150	24W	2256lm	3000K
2024160	24W	2280lm	4000K
2024170	24W	2400lm	6000K

RECESSED LED CEILING
PANEL LIGHTS

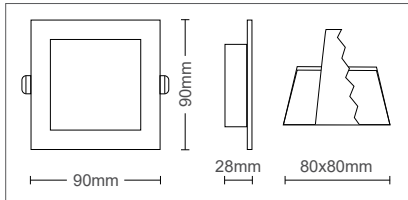
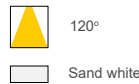
GENERAL INFORMATION

LINA R is a family of square recessed led light fixtures equipped with SANAN LED sources in the backlight position.

Housing of PP painted with in sand white.

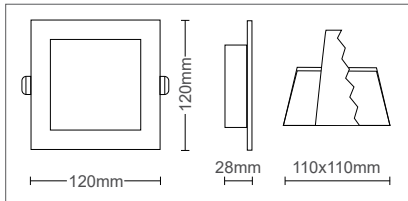
Diffuser of opal polystyrene with anti-yellow treatment with 120° beam angle & UGR<19.

Driver is included in the package.



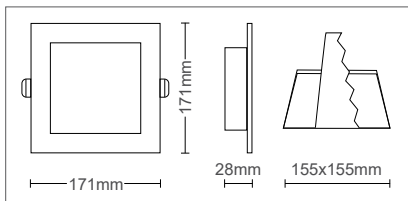
LINA S 3

2027260	3W	330lm	4000K
2027270	3W	330lm	6000K



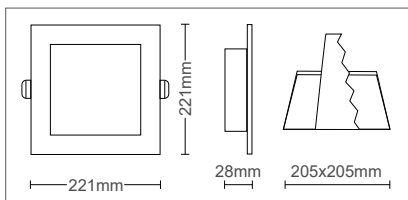
LINA S 6

2027280	6W	660lm	4000K
2027290	6W	660lm	6000K



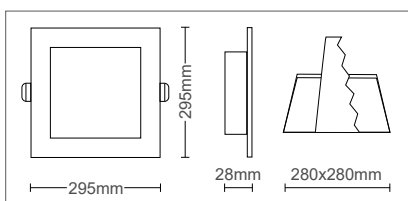
LINA S 12

2027300	12W	1320lm	4000K
2027310	12W	1320lm	6000K



LINA S 18

2027320	18W	1980lm	4000K
2027330	18W	1980lm	6000K



LINA S 24

2027340	24W	2640lm	4000K
2027350	24W	2640lm	6000K

SURFACE LED CEILING
PANEL LIGHTS

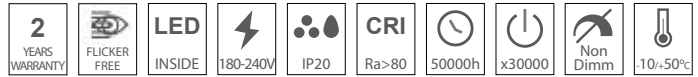
GENERAL INFORMATION

LINDA-R is a family of round surface led light fixtures equipped with SANAN LED sources in the sidelight position.

Housing of die-cast aluminum board electrostatically painted with sandblasted finishing in sand white.

Diffuser of opal polypropylene with 120° beam angle.

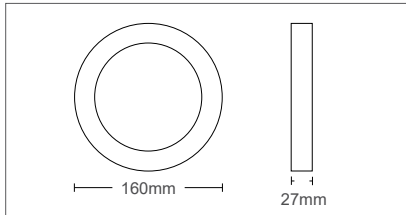
Driver is included in the package.



120°

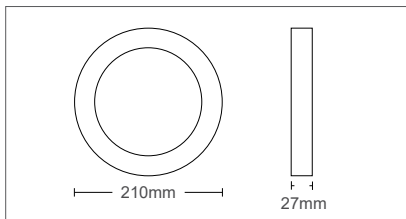


Sand white



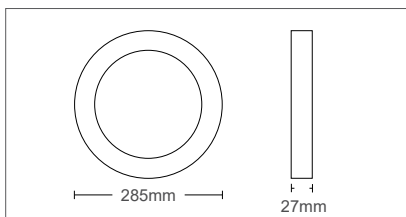
LINDA R 12

2023640	12W	1128lm	3000K
2023650	12W	1140lm	4000K
2023660	12W	1200lm	6500K



LINDA R 20

2023670	20W	1880lm	3000K
2023680	20W	1900lm	4000K
2023690	20W	2000lm	6500K



LINDA R 24

2023700	24W	2256lm	3000K
2023710	24W	2280lm	4000K
2023720	24W	2400lm	6500K

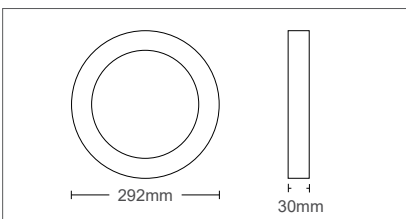
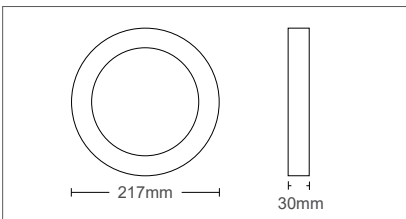
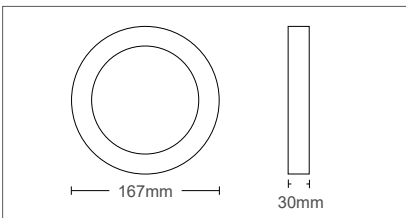
GENERAL INFORMATION

LARA R is a family of round surface led light fixtures equipped with SANAN LED sources in the backlight position.

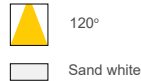
Housing of PP painted with in sand white.

Diffuser of opal polystyrene with anti-yellow treatment with 120° beam angle & UGR<19.

Driver is included in the package.



**SURFACE LED CEILING
PANEL LIGHTS**



LARA R 12

2027580 - White color	12W	1320lm	3000K
2027360 - White color	12W	1320lm	4000K
2027370 - White color	12W	1320lm	6000K

LARA R 18

2027590 - White color	18W	1980lm	3000K
2027380 - White color	18W	1980lm	4000K
2027390 - White color	18W	1980lm	6000K
2027381 - Black color	18W	1980lm	4000K

LARA R 24

2027600 - White color	24W	2640lm	3000K
2027400 - White color	24W	2640lm	4000K
2027410 - White color	24W	2640lm	6000K

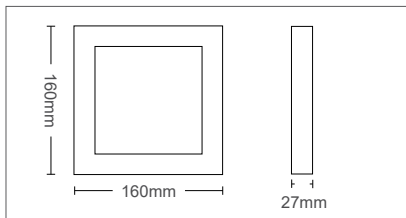
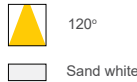
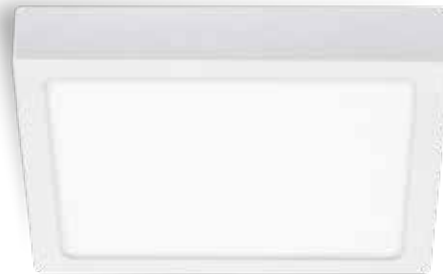
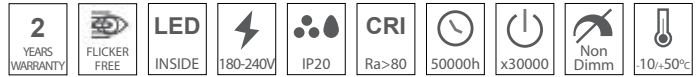
GENERAL INFORMATION

LINDA-R is a family of round surface led light fixtures equipped with SANAN LED sources in the sidelight position.

Housing of die-cast aluminum board electrostatically painted with sandblasted finishing in sand white.

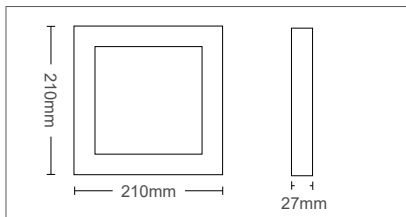
Diffuser of opal polypropylene with 120° beam angle.

Driver is included in the package.



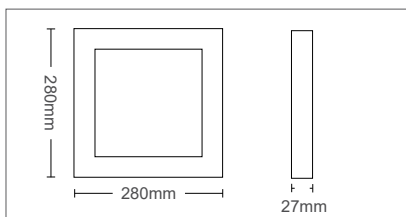
LINDA S 12

2023790	12W	1128lm	3000K
2023800	12W	1140lm	4000K
2023810	12W	1200lm	6500K



LINDA S 20

2023820	20W	1880lm	3000K
2023830	20W	1900lm	4000K
2023840	20W	2000lm	6500K



LINDA S 24

2023850	24W	2256lm	3000K
2023860	24W	2280lm	4000K
2023870	24W	2400lm	6500K

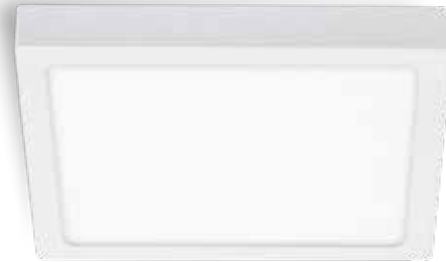
GENERAL INFORMATION

LARA R is a family of square surface led light fixtures equipped with SANAN LED sources in the backlight position.

Housing of PP painted with in mat white.

Diffuser of opal polystyrene with anti-yellow treatment with 120° beam angle & UGR<19.

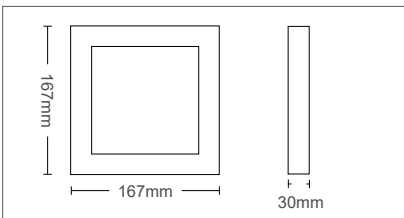
Driver is included on the fixture.



120°

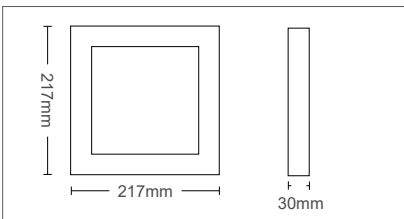


Sand white



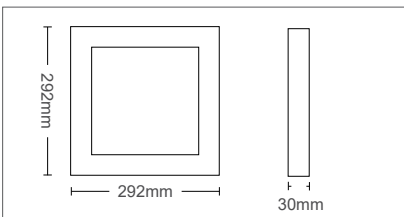
LARA S 12

2027420	12W	1320lm	4000K
2027430	12W	1320lm	6000K



LARA S 18

2027445	18W	1980lm	3000K
2027440	18W	1980lm	4000K
2027450	18W	1980lm	6000K



LARA S 24

2027465	24W	2640lm	3000K
2027460	24W	2640lm	4000K
2027470	24W	2640lm	6000K



**2 IN 1
SURFACE
BACKLIGHT
LED PANELS**

GENERAL INFORMATION

COMBO is a 2 in 1 panel led light fixture equipped with SAMSUNG LED sources in the backlight position.

It can be installed in-grid, on the surface of the ceiling without additional frame or suspended with the pendant set PANELFIX-P (suspension set has to be ordered separately).

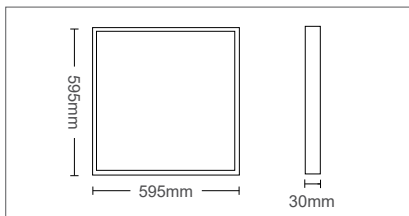
Housing of aluminum board electrostatically painted with sandblasted finishing in mat white color.

Diffuser of opal polystyrene with anti-yellow treatment with 120° beam angle.

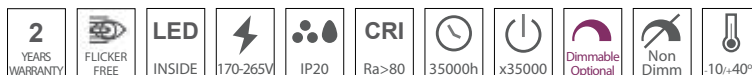
Standard driver is included in the fixture.

Dimming option, with PANELDIM, 3in1 dimming with TRIDONIC driver one4all (DALI-2 DT 6, DSI, switch DIM, corridor FUNCTION V2). Driver has to be ordered separately.

Emergency unit, EMUP 1, with 3 hours autonomy is available for COMBO 2 IN 1 and has to be ordered separately.




**LED CEILING
PANEL LIGHTS**



COMBO 2IN1



PHOTOMETRIC DIAGRAM



2430330	40W	4400lm	4000K
2430040	40W	4400lm	6000K
6200160	EMUP 1		
9990860	PANELDIM		
9901230	PANELFIX P		

GENERAL INFORMATION

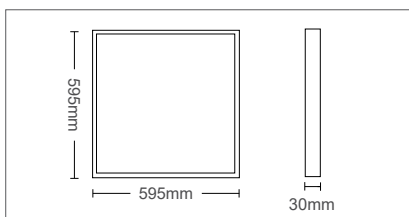
COMBO E is a 2 in 1 panel led light fixture equipped with SANAN LED sources in the backlight position.

It can be installed in-grid, on the surface of the ceiling without additional frame or suspended with the pendant set PANELFIX-P (suspension set has to be ordered separately).

Housing of aluminum board electrostatically painted with sandblasted finishing in mat white color.


Diffuser of opal polystyrene with anti-yellow treatment with 120° beam angle.

Standard driver is included in the fixture.



COMBO E 2IN1

PHOTOMETRIC DIAGRAM



2430050	40W	4000lm	4000K
2430060	40W	4000lm	6000K
9901230	PANELFIX P		

LED CEILING
PANEL LIGHTS

GENERAL INFORMATION

VENUS BC is a family of panel led light fixtures equipped with SAMSUNG LED sources in the backlight position.

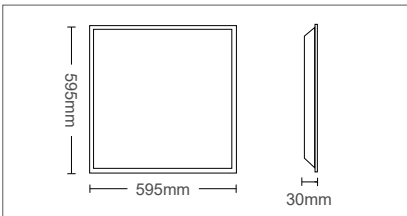
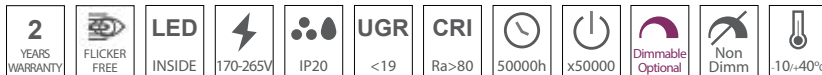
It is for in grid ceiling installation, can be installed on the surface of the ceiling with the frame PANELFIX-S (has to be ordered separately). Also can be installed recessed on false ceilings with the set PANELFIX-C has to be ordered separately).

Housing of aluminum board electrostatically painted with sandblasted finishing in sand white.

Diffuser of opal polystyrene with anti-yellow treatment with 120° beam angle & UGR<19.

Standard driver is included on the fixture. Dimming option, with PANELDIM, 3in1 dimming with TRIDONIC driver one4all (DALI-2 DT 6, DSI, switch DIM, corridor FUNCTION V2). Driver has to be ordered separately.


Emergency unit, EMUP 1, with 3 hours autonomy is available for VENUS-BC and has to be ordered separately.



VENUS BC



PHOTOMETRIC DIAGRAM



2429730	48W	5280lm	4000K
2429740	48W	5376lm	6000K
6200160	EMUP 1		
9990860	PANELDIM		
9901212	PANELFIX S		
9901240	PANELFIX C		

GENERAL INFORMATION

ZAGREY is a family of panel led light fixtures equipped with high lumen SAMSUNG LED sources in the backlight position.

It is for in grid ceiling installation, can be installed on the surface of the ceiling with the frame PANELFIX-S (has to be ordered separately). Also can be installed recessed on false ceilings with the set PANELFIX-C has to be ordered separately).

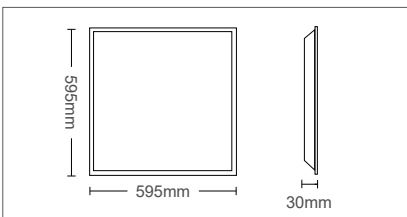
Housing of aluminum board electrostatically painted with sandblasted finishing in mat white.

Diffuser of opal polystyrene with anti-yellow treatment with 120° beam angle & UGR<19.

Standard driver is included in the fixture.

Dimming option, with PANELDIM, 3in1 dimming with TRIDONIC driver one4all (DALI-2 DT 6, DSI, switch DIM, corridor FUNCTION V2). Driver has to be ordered separately.


Emergency unit, EMUP 1, with 3 hours autonomy is available for ZAGREY and has to be ordered separately.



ZAGREY



PHOTOMETRIC DIAGRAM



2430010	36W	4680lm	4000K
2430020	36W	4750lm	6500K
6200160	EMUP 1		
9990860	PANELDIM		
9901212	PANELFIX S		
9901240	PANELFIX C		

GENERAL INFORMATION

VENUS BC is a family of panel led light fixtures equipped with SAMSUNG LED sources in the backlight position.

It is for in grid ceiling installation, can be installed on the surface of the ceiling with the frame PANELFIX-S (has to be ordered separately). Also can be installed recessed on false ceilings with the set PANELFIX-C has to be ordered separately).

Housing of aluminum board electrostatically painted with sandblasted finishing in sand white.

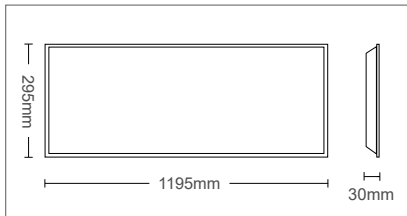
Diffuser of opal polystyrene with anti-yellow treatment with 120° beam angle.

Standard driver is included on the fixture.

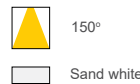
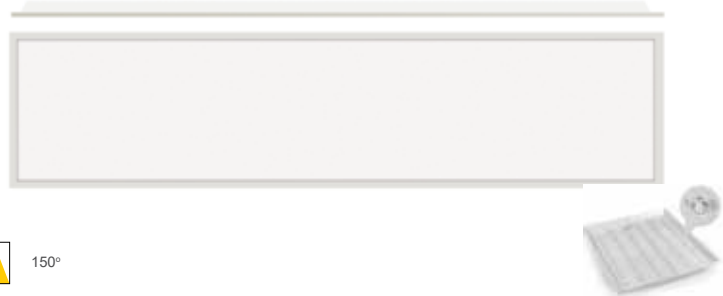
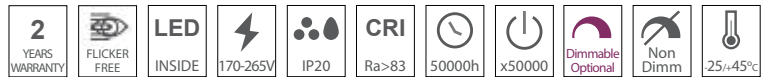
Dimming option, with PANELDIM, 3in1 dimming with TRIDONIC driver one4all (DALI-2 DT 6, DSI, switch DIM, corridor FUNCTION V2).

Driver has to be ordered separately.

Emergency unit, EMUP 1, with 3 hours autonomy is available for VENUS-BC and has to be ordered separately.




LED CEILING
PANEL LIGHTS



VENUS BC



PHOTOMETRIC DIAGRAM



2429920	48W	5184lm	4000K
2429930	48W	5280lm	6000K
6200160	EMUP 1		
9990860	PANELDIM		
9901213	PANELFIX S		
9901240	PANELFIX C		

GENERAL INFORMATION

VENUS BC is a family of panel led light fixtures equipped with high lumen SAMSUNG LED sources in the backlight position.

It can be installed in-grid, on the surface of the ceiling without additional frame or suspended with the pendant set PANELFIX-P (suspension set has to be ordered separately).

Housing of aluminum board electrostatically painted with sandblasted finishing in mat white.

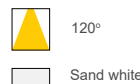

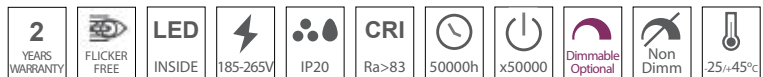
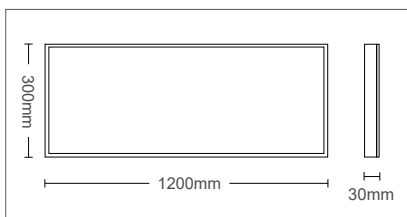
Diffuser of opal polystyrene with anti-yellow treatment with 120° beam angle.

Standard driver is included in the fixture.

Dimming option, with PANELDIM, 3in1 dimming with TRIDONIC driver one4all (DALI-2 DT 6, DSI, switch DIM, corridor FUNCTION V2).

Driver has to be ordered separately.


Emergency unit, EMUP 1, with 3 hours autonomy is available for ZAGREY and has to be ordered separately.



VENUS BC



PHOTOMETRIC DIAGRAM



2429940	48W	4680lm	4000K
2429950	48W	4750lm	6500K
6200160	EMUP 1		
9990860	PANELDIM		
9901230	PANELFIX P		



PANELFIX C

9901240 SET by 4 pcs

Set by 4 clips necessary for recessed mounting of the panel .



PANELFIX P

9901230 Recessed Vertical Corner

Set by 4 wires and 4 bases, necessary for suspension mounting of the panel. The length of the wires is 1.5m and is adjustable.



PANELFIX S

9901212 Frame 60x60

Disassembled set of frame 60x60 for surface installation of the panels. Is made by aluminium.



PANELDIM

9990860 3 in1 Dimmable driver 50W

Tridonic driver one4all (DALI-2 DT 6, DSI, switch DIM, corridor-FUNCTION V2). You can select the desired method of dimming according to the needs of the project.
Dimming range 10 – 100 % (min. 25 mA).
Max. output power 50 W.



EMUP

6200150 Emergency unit 3-50W

Emergency Unit ready to use. Offers 3 hours working time on 3W output power. Battery: LiOn 3.7V 2200mAh. It can be connected on panels from 3-50W.



EMUP 1

6200160 Emergency unit 10-50W

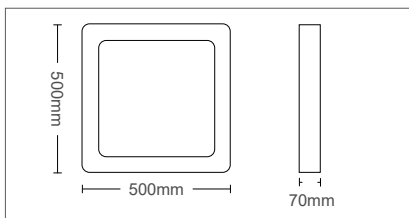
Emergency Unit ready to use. Offers 3 hours working time on 10W output power. Battery: LiOn 3x3.7V 2200mAh. It can be connected on panels from 10-50W.



SURFACE OR PENDANT
LED CEILING LIGHTS

TECHNICAL SPECIFICATIONS

Power	45W
Luminous Flux	3600LM
Color Temperature	3000K / 4000K / 6000K - 3CCT+DIP SWITCH
CRI	80
Power Factor	>0.95
Voltage Range	180-265V
Beam Angle	120°
Protection Class	IP20
Working Temperature	-20°C/+40°C
Main Material	Aluminium



FINESSE F 45

FINESSE F45 is a linear frame ceiling mounting lighting fixture, equipped with backlit technology of SANAN LED sources arrangement with 3 position switch for ranging the color temperature between 3000K, 4000K or 6000K. It can be installed on the surface of the ceiling or suspended, suspension set included in the package. Housing of aluminum board electrostatically painted with sandblasted finishing in sand black. PS diffuser.

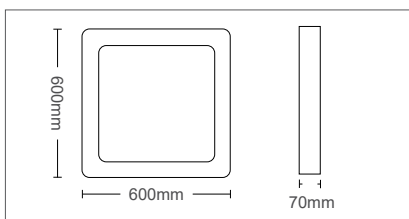
SUSPENSION SET included



2026320 - Black color

TECHNICAL SPECIFICATIONS

Power	60W
Luminous Flux	4800LM
Color Temperature	3000K / 4000K / 6000K - 3CCT+REM.+APP.
CRI	80
Power Factor	>0.95
Voltage Range	180-265V
Beam Angle	120°
Protection Class	IP20
Working Temperature	-20°C/+40°C
Main Material	Aluminium



FINESSE F 60

FINESSE F60 is a linear frame ceiling mounting lighting fixture, equipped with backlit technology of SANAN LED sources arrangement. Operates with rem. control & Mobile Application which can make scenarios, dimming, select the color temperature between 3000K, 4000K or 6000K, etc. It can be installed on the surface of the ceiling or suspended, suspension set included in the package. Housing of aluminum board electrostatically painted with sandblasted finishing in sand black.

SUSPENSION SET included



2026330 - Black color

SURFACE OR PENDANT
LED CEILING LIGHTS

GENERAL INFORMATION

PROFILED PS is a Professional line of fixtures. SAMSUNG LED sources applied in our standard version of Donut Ceiling Linear Light Group solutions.

OSRAM LED sources applied in our High Lumens version of Donut Ceiling Linear Light Group solutions, offer highest performance and long duration.

The solutions subject of proposal vary in terms of form and type of installation, with one common denominator: the quality of our products. Standard version is equipped with PHILIPS or TRIDONIC drivers.

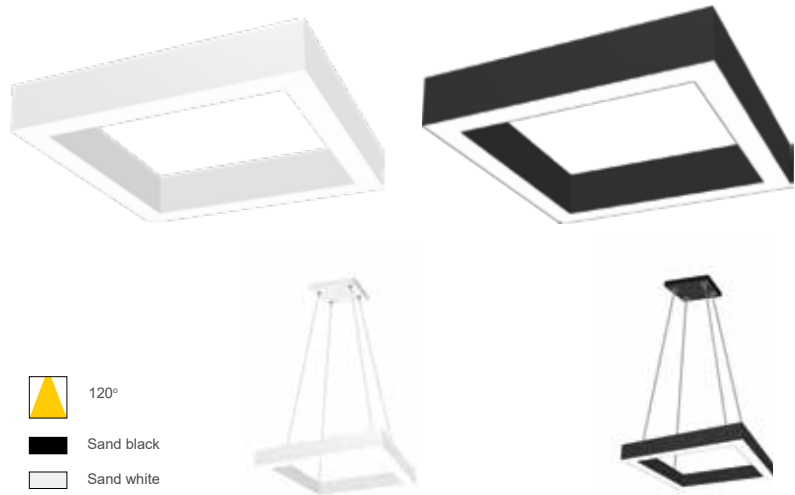
Dimmable versions are equipped with TRIDONIC 3 in 1 driver with option of 3 different dimmings (DALI / 1-10V / PUSH BUTTON). Intended for surface or Suspended installation. The suspension set which is including in the package consisted of 1 square rozete and 4 ropes with length of 1.5m each which are adjustable.

Housing of aluminum board electrostatically painted with sandblasted finishing in sand white & sand black.

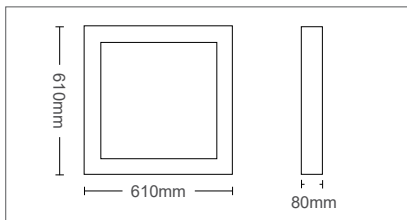
Different body color is possible according to the project needs.

Polycarbonate difusser with High Permeability.

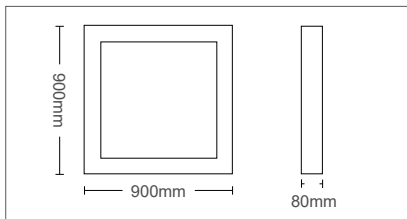

5 YEARS WARRANTY | LED INSIDE | 170-265V | IP20 | UGR <19 | CRI Ra>88 | 100000h | x50000 | Non Dimm | Dimm Optional | 20-40°C




120°
Sand black
Sand white



PHOTOMETRIC DIAGRAM



PHOTOMETRIC DIAGRAM



PROFILED PS 50



STANDARD VERSION	2423370 - Black color	2423280 - White color	60W	5980lm	3000K
	2423380 - Black color	2423290 - White color	60W	6164lm	4000K
	2423390 - Black color	2423300 - White color	60W	6348lm	6500K
HIGH LUMENS VERSION	2425780 - Black color	2425690 - White color	60W	8700lm	3000K
	2425790 - Black color	2425700 - White color	60W	9000lm	4000K
	2425800 - Black color	2425710 - White color	60W	9300lm	6500K
DIMMABLE HIGH LUMENS VERSION	2425810 - Black color	2425720 - White color	60W	8700lm	3000K
	2425820 - Black color	2425730 - White color	60W	9000lm	4000K
	2425830 - Black color	2425740 - White color	60W	9300lm	6500K

PROFILED PS 80



STANDARD VERSION	2423400 - Black color	2423310 - White color	80W	9360lm	3000K
	2423410 - Black color	2423320 - White color	80W	9644lm	4000K
	2423420 - Black color	2423330 - White color	80W	9936lm	6500K
HIGH LUMENS VERSION	2425960 - Black color	2425870 - White color	80W	11600lm	3000K
	2425970 - Black color	2425880 - White color	80W	12000lm	4000K
	2425980 - Black color	2425890 - White color	80W	12400lm	6500K
DIMMABLE HIGH LUMENS VERSION	2425990 - Black color	2425900 - White color	80W	11600lm	3000K
	2426000 - Black color	2425910 - White color	80W	12000lm	4000K
	2426010 - Black color	2425920 - White color	80W	12400lm	6500K

SURFACE OR PENDANT
LED CEILING LIGHTS

GENERAL INFORMATION

PROFILED PS is a Professional line of fixtures. SAMSUNG LED sources applied in our standard version of Donut Ceiling Linear Light Group solutions.

OSRAM LED sources applied in our High Lumens version of Donut Ceiling Linear Light Group solutions, offer highest performance and long duration.

The solutions subject of proposal vary in terms of form and type of installation, with one common denominator: the quality of our products.

Standard version is equipped with PHILIPS or TRIDONIC drivers.

Dimmable versions are equipped with TRIDONIC 3 in 1 driver with option of 3 different dimmings (DALI / 1-10V / PUSH BUTTON).


Intended for surface or Suspended installation. The suspension set which is including in the package consisted of 1 square rozete and 4 ropes with length of 1.5m each which are adjustable.


Housing of aluminum board electrostatically painted with sandblasted finishing in sand white & sand black.

Different body color is possible according to the project needs.

Polycarbonate difusser with High Permeability.


5 YEARS WARRANTY	LED INSIDE	170-265V	IP20	UGR <19	CRI Ra>88	100000h	x50000	Non Dimm	Dimm Optional	20-40°C
-------------------------------	----------------------	-----------------	-------------	-------------------	---------------------	----------------	---------------	-----------------	----------------------	----------------



-  120°
-  Sand black
-  Sand white



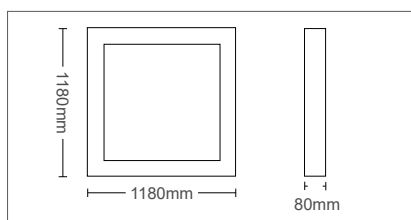
PHOTOMETRIC DIAGRAM



SUSPENSION SET



Set contains 1 square rozete and 4 ropes with length of 1.5m each which is adjustable.



PROFILED PS 100



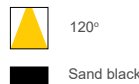
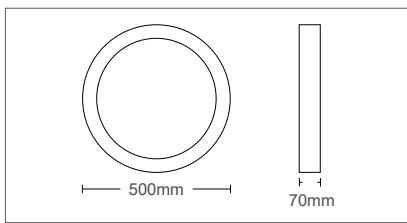
STANDARD VERSION	2423430 - Black color	2423340 - White color	100W 12480lm 3000K
	2423440 - Black color	2423350 - White color	100W 12864lm 4000K
	2423450 - Black color	2423360 - White color	100W 13248lm 6500K
HIGH LUMENS VERSION	2426140 - Black color	2426050 - White color	100W 14500lm 3000K
	2426150 - Black color	2426060 - White color	100W 15000lm 4000K
	2426160 - Black color	2426070 - White color	100W 15500lm 6500K
DIMMABLE HIGH LUMENS VERSION	2426170 - Black color	2426080 - White color	100W 14500lm 3000K
	2426180 - Black color	2426090 - White color	100W 15000lm 4000K
	2426190 - Black color	2426100 - White color	100W 15500lm 6500K



SURFACE OR PENDANT
LED CEILING LIGHTS

TECHNICAL SPECIFICATIONS

Power	45W
Luminous Flux	3600LM
Color Temperature	3000K / 4000K / 6000K - 3CCT+DIP SWITCH
CRI	80
Power Factor	>0.95
Voltage Range	180-265V
Beam Angle	120°
Protection Class	IP20
Working Temperature	-20°C/+40°C
Main Material	Aluminium



FINESSE D 45

FINESSE D45 is a linear disc ceiling mounting lighting fixture, equipped with backlit technology of SANAN LED sources arrangement with 3 position switch for ranging the color temperature between 3000K, 4000K or 6000K. It can be installed on the surface of the ceiling or suspended, suspension set included in the package. Housing of aluminum board electrostatically painted with sandblasted finishing in sand black. PS difusser.

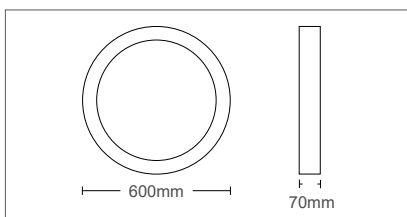
SUSPENSION SET included



2026300 - Black color

TECHNICAL SPECIFICATIONS

Power	60W
Luminous Flux	4800LM
Color Temperature	3000K / 4000K / 6000K - 3CCT+REM.+APP.
CRI	80
Power Factor	>0.95
Voltage Range	180-265V
Beam Angle	120°
Protection Class	IP20
Working Temperature	-20°C/+40°C
Main Material	Aluminium



FINESSE D 60

FINESSE D60 is a linear disc ceiling mounting lighting fixture, equipped with backlit technology of SANAN LED sources arrangement. Operates with rem. control & Mobile Application which can make scenarios, dimming, select the color temperature between 3000K, 4000K or 6000K, etc. It can be installed on the surface of the ceiling or suspended, suspension set included in the package. Housing of aluminum board electrostatically painted with sandblasted finishing in sand black.

SUSPENSION SET included



2026310 - Black color

SURFACE OR PENDANT
LED CEILING LIGHTS

GENERAL INFORMATION

PROFILED PC is a Professional line of fixtures. SAMSUNG LED sources applied in our standard version of Donut Ceiling Linear Light Group solutions.

OSRAM LED sources applied in our High Lumens version of Donut Ceiling Linear Light Group solutions, offer highest performance and long duration.

The solutions subject of proposal vary in terms of form and type of installation, with one common denominator: the quality of our products.

Standard version is equipped with PHILIPS or TRIDONIC drivers.

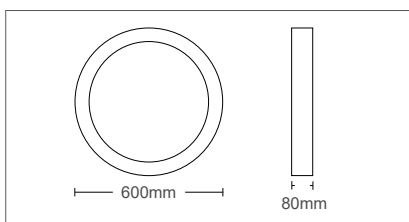

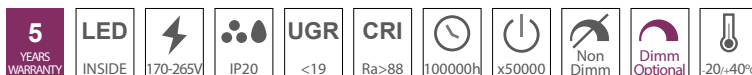
Dimmable versions are equipped with TRIDONIC 3 in 1 driver with option of 3 different dimmings (DALI / 1-10V / PUSH BUTTON).

Intended for surface or Suspended installation. The suspension set which is including in the package consisted of 1 round rozete and 3 ropes with length of 1.5m each which are adjustable.

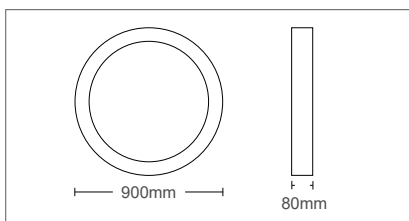
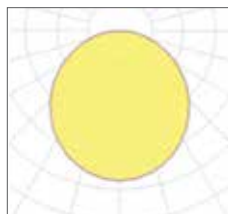
Housing of aluminum board electrostatically painted with sandblasted finishing in sand white & sand black.

Different body color is possible according to the project needs.

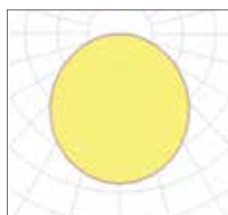
Polycarbonate difusser with High Permeability.



PHOTOMETRIC DIAGRAM



PHOTOMETRIC DIAGRAM



PROFILED PC 50



STANDARD VERSION	2423910 - Black color	2423820 - White color	50W	5980lm	3000K
	2423920 - Black color	2423830 - White color	50W	6164lm	4000K
	2423930 - Black color	2423840 - White color	50W	6348lm	6500K
HIGH LUMENS VERSION	2426680 - Black color	2426590 - White color	50W	7250lm	3000K
	2426690 - Black color	2426600 - White color	50W	7500lm	4000K
	2426700 - Black color	2426610 - White color	50W	7750lm	6500K
DIMMABLE HIGH LUMENS VERSION	2426710 - Black color	2426620 - White color	50W	7250lm	3000K
	2426720 - Black color	2426630 - White color	50W	7500lm	4000K
	2426730 - Black color	2426640 - White color	50W	7750lm	6500K

PROFILED PC 72



STANDARD VERSION	2423940 - Black color	2423850 - White color	72W	9360lm	3000K
	2423950 - Black color	2423860 - White color	72W	9648lm	4000K
	2423960 - Black color	2423870 - White color	72W	9936lm	6500K
HIGH LUMENS VERSION	2426860 - Black color	2426770 - White color	72W	10440lm	3000K
	2426870 - Black color	2426780 - White color	72W	10800lm	4000K
	2426880 - Black color	2426790 - White color	72W	11160lm	6500K
DIMMABLE HIGH LUMENS VERSION	2426890 - Black color	2426800 - White color	72W	10440lm	3000K
	2426900 - Black color	2426810 - White color	72W	10800lm	4000K
	2426910 - Black color	2426820 - White color	72W	11160lm	6500K

SURFACE OR PENDANT
LED CEILING LIGHTS

GENERAL INFORMATION

PROFILED PC is a Professional line of fixtures. SAMSUNG LED sources applied in our standard version of Donut Ceiling Linear Light Group solutions.

OSRAM LED sources applied in our High Lumens version of Donut Ceiling Linear Light Group solutions, offer highest performance and long duration.

The solutions subject of proposal vary in terms of form and type of installation, with one common denominator: the quality of our products.

Standard version is equipped with PHILIPS or TRIDONIC drivers.

Dimmable versions are equipped with TRIDONIC 3 in 1 driver with option of 3 different dimmings (DALI / 1-10V / PUSH BUTTON).

Intended for surface or Suspended installation. The suspension set which is including in the package consisted of 1 round rozete and 3 ropes with length of 1.5m each which are adjustable.

Housing of aluminum board electrostatically painted with sandblasted finishing in sand white & sand black.

Different body color is possible according to the project needs.

Polycarbonate difusser with High Permeability.

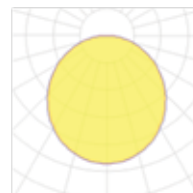
5 YEARS WARRANTY	LED INSIDE	170-265V	IP20	UGR <19	CRI Ra>88	100000h	x50000	Non Dimm	Dimm Optional	20-40°C
------------------	------------	----------	------	---------	-----------	---------	--------	----------	---------------	---------



- 120°
- Sand black
- Sand white



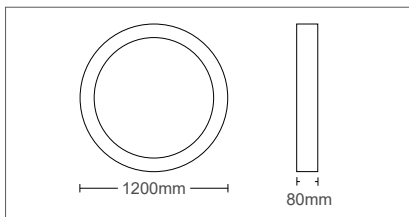
PHOTOMETRIC DIAGRAM



SUSPENSION SET



Set contains 1 round rozete and 3 ropes with length of 1.5m each which is adjustable.



PROFILED PC 100



STANDARD VERSION	2423970 - Black color	2423880 - White color	100W 11700lm 3000K
	2423980 - Black color	2423890 - White color	100W 12060lm 4000K
	2423990 - Black color	2423900 - White color	100W 12420lm 6500K
HIGH LUMENS VERSION	2427040 - Black color	2426950 - White color	100W 14500lm 3000K
	2427050 - Black color	2426960 - White color	100W 15000lm 4000K
	2427060 - Black color	2426970 - White color	100W 15500lm 6500K
DIMMABLE HIGH LUMENS VERSION	2427070 - Black color	2426980 - White color	100W 14500lm 3000K
	2427080 - Black color	2426990 - White color	100W 15000lm 4000K
	2427090 - Black color	2427000 - White color	100W 15500lm 6500K



WORK


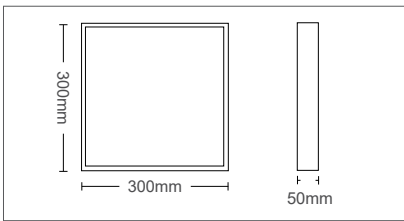
HARD

YOU

SURFACE OR PENDANT
LED CEILING LIGHTS

TECHNICAL SPECIFICATIONS

Power	25W
Luminous Flux	2000LM
Color Temperature	3000K / 4000K / 6000K - 3CCT+DIP SWITCH
CRI	80
Power Factor	>0.95
Voltage Range	180-265V
Beam Angle	120°
Protection Class	IP20
Working Temperature	-20°C/+40°C
Main Material	Aluminium



FINESSE S1 25

FINESSE S1 25 is a square ceiling mounting lighting fixture, equipped with backlit technology of SANAN LED sources arrangement with 3 position switch for ranging the color temperature between 3000K, 4000K or 6000K. Intended for surface or suspended installation, suspension set must be ordered separately (HSS). Housing of aluminum board electrostatically painted with sandblasted finishing in sand black & sand white. PS diffuser.

2026180 - Black color

2026140 - White color

SUSPENSION SET HSS




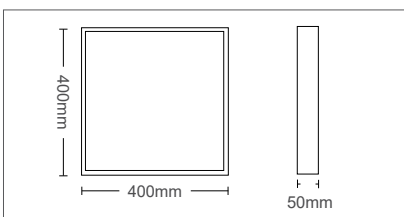
2026420 - Black color

2026421 - White color

Length of the ropes, 1.5m, adjustable

TECHNICAL SPECIFICATIONS

Power	35W
Luminous Flux	2800LM
Color Temperature	3000K / 4000K / 6000K - 3CCT+DIP SWITCH
CRI	80
Power Factor	>0.95
Voltage Range	180-265V
Beam Angle	120°
Protection Class	IP20
Working Temperature	-20°C/+40°C
Main Material	Aluminium




FINESSE S1 35

FINESSE S1 35 is a square ceiling mounting lighting fixture, equipped with backlit technology of SANAN LED sources arrangement with 3 position switch for ranging the color temperature between 3000K, 4000K or 6000K. Intended for surface or suspended installation, suspension set must be ordered separately (HSS). Housing of aluminum board electrostatically painted with sandblasted finishing in sand black & sand white. PS diffuser.

2026190 - Black color

2026150 - White color

SUSPENSION SET HSS



2026420 - Black color

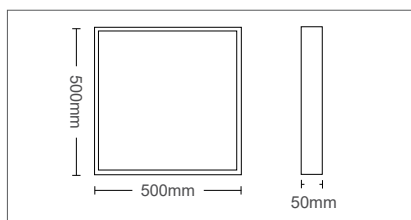
2026421 - White color

Length of the ropes, 1.5m, adjustable

SURFACE OR PENDANT
LED CEILING LIGHTS

TECHNICAL SPECIFICATIONS

Power	45W
Luminous Flux	4050LM
Color Temperature	3000K / 4000K / 6000K - 3CCT+DIP SWITCH
CRI	80
Power Factor	>0.95
Voltage Range	180-265V
Beam Angle	120°
Protection Class	IP20
Working Temperature	-20°C/+40°C
Main Material	Aluminium



FINESSE S1 45

FINESSE S1 45 is a square ceiling mounting lighting fixture, equipped with backlit technology of SANAN LED sources arrangement with 3 position switch for ranging the color temperature between 3000K, 4000K or 6000K. Intended for surface or suspended installation, suspension set must be ordered separately (HSS). Housing of aluminum board electrostatically painted with sandblasted finishing in sand black & sand white. PS difusser.

- 2026200 - Black color
- 2026160 - White color

SUSPENSION SET HSS

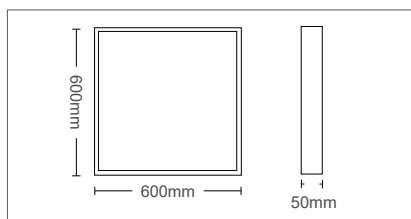


- 2026420 - Black color
- 2026421 - White color

Length of the ropes, 1.5m, adjustable

TECHNICAL SPECIFICATIONS

Power	60W
Luminous Flux	5400LM
Color Temperature	3000K / 4000K / 6000K - 3CCT+REM.+APP.
CRI	80
Power Factor	>0.95
Voltage Range	180-265V
Beam Angle	120°
Protection Class	IP20
Working Temperature	-20°C/+40°C
Main Material	Aluminium




FINESSE S1 60

FINESSE S1 60 is a square ceiling mounting lighting fixture, equipped with backlit technology of SANAN LED sources arrangement. Operates with rem. control & Mobile Application. Possibility to make scenarios, dimming, select the color temperature between 3000K, 4000K or 6000K, etc. Intended for surface or suspended installation, suspension set must be ordered separately (HSS). Housing of aluminum electrostatically painted in sand black & sand white. PS difusser.

- 2026210 - Black color
- 2026170 - White color

SUSPENSION SET HSS



- 2026420 - Black color
- 2026421 - White color

Length of the ropes, 1.5m, adjustable

SURFACE OR PENDANT
LED CEILING LIGHTS

GENERAL INFORMATION

PROFILED PF is a Professional line of fixtures. OSRAM LED sources applied in our High Lumens version of Donut Ceiling Linear Light Group solutions, offer highest performance and long duration.

The solutions subject of proposal vary in terms of form and type of installation, with one common denominator: the quality of our products. Standard version is equipped with PHILIPS or TRIDONIC drivers.

Dimmable versions are equipped with TRIDONIC 3 in 1 driver with option of 3 different dimmings (DALI / I-10V / PUSH BUTTON).

Intended for surface or Suspended installation. The suspension set which is including in the package consisted of 1 square rozete and 4 ropes with length of 1.5m each which are adjustable.

Housing of aluminum board electrostatically painted with sandblasted finishing in sand white & sand black.

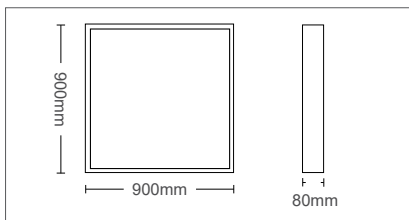
Different body color is possible according to the project needs.

Polycarbonate difusser with High Permeability.


SUSPENSION SET



Set contains 1 square rozete and 4 ropes with length of 1.5m each which is adjustable.



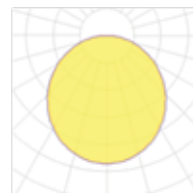
5 YEARS WARRANTY	LED INSIDE	170-265V	IP20	UGR <19	CRI Ra>88	100000h	x50000	Non Dimm	Dimm Optional	20-40°C
-------------------------------	----------------------	-----------------	-------------	-------------------	---------------------	----------------	---------------	-----------------	----------------------	----------------



- 120°
- Sand black
- Sand white



PHOTOMETRIC DIAGRAM



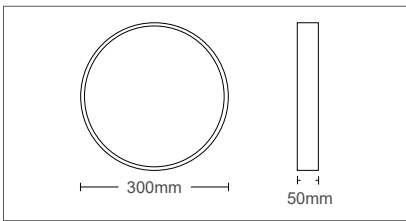
PROFILED PF 100



HIGH LUMENS VERSION	2426260 - Black color	2426200 - White color	100W 14500lm 3000K
	2426270 - Black color	2426210 - White color	100W 15000lm 4000K
	2426280 - Black color	2426220 - White color	100W 15500lm 6500K
DIMMABLE HIGH LUMENS VERSION	2426290 - Black color	2426230 - White color	100W 14500lm 3000K
	2426300 - Black color	2426240 - White color	100W 15000lm 4000K
	2426310 - Black color	2426250 - White color	100W 15500lm 6500K

TECHNICAL SPECIFICATIONS

Power	25W
Luminous Flux	2000LM
Color Temperature	3000K / 4000K / 6000K - 3CCT+DIP SWITCH
CRI	80
Power Factor	>0.95
Voltage Range	180-265V
Beam Angle	120°
Protection Class	IP20
Working Temperature	-20°C/+40°C
Main Material	Aluminium



**SURFACE OR PENDANT
LED CEILING LIGHTS**



FINESSE R1 25

FINESSE R1 25 is a round ceiling mounting lighting fixture, equipped with backlit technology of SANAN LED sources arrangement with 3 position switch for ranging the color temperature between 3000K, 4000K or 6000K. Intended for surface or suspended installation, suspension set must be ordered separately (HSR). Housing of aluminum board electrostatically painted with sandblasted finishing in sand black & sand white. PS difusser.

- 2026100 - Black color
- 2026060 - White color

SUSPENSION SET HSR


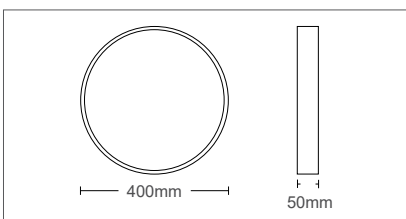


- 2026410 - Black color
- 2026411 - White color

Length of the ropes, 1.5m, adjustable

TECHNICAL SPECIFICATIONS

Power	35W
Luminous Flux	2800LM
Color Temperature	3000K / 4000K / 6000K - 3 CCT+DIP SWITCH
CRI	80
Power Factor	>0.95
Voltage Range	180-265V
Beam Angle	120°
Protection Class	IP20
Working Temperature	-20°C/+40°C
Main Material	Aluminium



FINESSE R1 35

FINESSE R1 35 is a round ceiling mounting lighting fixture, equipped with backlit technology of SANAN LED sources arrangement with 3 position switch for ranging the color temperature between 3000K, 4000K or 6000K. Intended for surface or suspended installation, suspension set must be ordered separately (HSR). Housing of aluminum board electrostatically painted with sandblasted finishing in sand black & sand white. PS difusser.

- 2026110 - Black color
- 2026070 - White color

SUSPENSION SET HSR

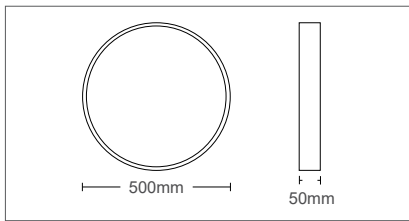


- 2026410 - Black color
- 2026411 - White color

Length of the ropes, 1.5m, adjustable

TECHNICAL SPECIFICATIONS

Power	45W
Luminous Flux	3600LM
Color Temperature	3000K / 4000K / 6000K - 3CCT+DIP SWITCH
CRI	80
Power Factor	>0.95
Voltage Range	180-265V
Beam Angle	120°
Protection Class	IP20
Working Temperature	-20°C/+40°C
Main Material	Aluminium



**SURFACE OR PENDANT
LED CEILING LIGHTS**



FINESSE R1 45

FINESSE R1 45 is a round ceiling mounting lighting fixture, equipped with backlit technology of SANAN LED sources arrangement with 3 position switch for ranging the color temperature between 3000K, 4000K or 6000K. Intended for surface or suspended installation, suspension set must be ordered separately (HSR). Housing of aluminum board electrostatically painted with sandblasted finishing in sand black & sand white. PS difusser.

- 2026120 - Black color
- 2026080 - White color

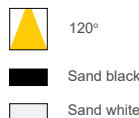
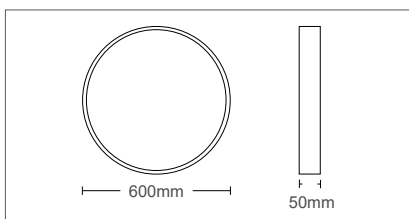
SUSPENSION SET HSR



- 2026410 - Black color
 - 2026411 - White color
- Length of the ropes, 1.5m, adjustable

TECHNICAL SPECIFICATIONS

Power	60W
Luminous Flux	5400LM
Color Temperature	3000K / 4000K / 6000K - 3CCT+REM.+APP.
CRI	80
Power Factor	>0.95
Voltage Range	180-265V
Beam Angle	120°
Protection Class	IP20
Working Temperature	-20°C/+40°C
Main Material	Aluminium



FINESSE R1 60

FINESSE R1 60 is a round ceiling mounting lighting fixture, equipped with backlit technology of SANAN LED sources arrangement. Operates with rem. control & Mobile Application. Possibility to make scenarios, dimming, select the color temperature between 3000K, 4000K or 6000K, etc. Intended for surface or suspended installation, suspension set must be ordered separately (HSR). Housing of aluminum electrostatically painted in sand black & sand white. PS difusser.

- 2026130 - Black color
- 2026090 - White color

SUSPENSION SET HSR



- 2026410 - Black color
 - 2026411 - White color
- Length of the ropes, 1.5m, adjustable

SURFACE OR PENDANT
LED CEILING LIGHTS

GENERAL INFORMATION

PROFILED PR is a Professional line of fixtures. SAMSUNG LED sources applied in our standard version of Donut Ceiling Linear Light Group solutions.

OSRAM LED sources applied in our High Lumens version of Donut Ceiling Linear Light Group solutions, offer highest performance and long duration.

The solutions subject of proposal vary in terms of form and type of installation, with one common denominator: the quality of our products. Standard version is equipped with PHILIPS or TRIDONIC drivers.

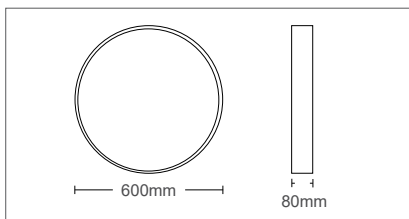
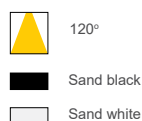
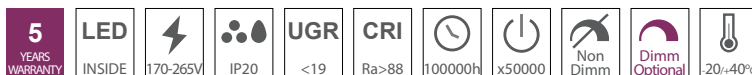
Dimmable versions are equipped with TRIDONIC 3 in 1 driver with option of 3 different dimmings (DALI / 1-10V / PUSH BUTTON).

Intended for surface or Suspended installation. The suspension set which is including in the package consisted of 1 round rozete and 3 ropes with length of 1.5m each which are adjustable.

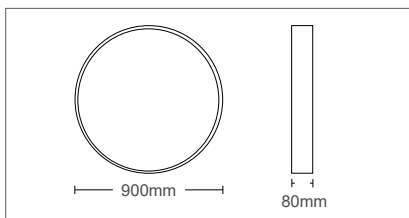
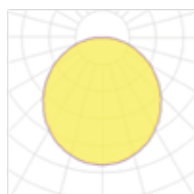
Housing of aluminum board electrostatically painted with sandblasted finishing in sand white & sand black.

Different body color is possible according to the project needs.

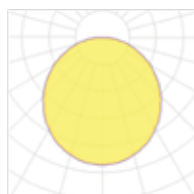
Polycarbonate difusser with High Permeability.



PHOTOMETRIC DIAGRAM



PHOTOMETRIC DIAGRAM



PROFILED PR 50



HIGH LUMENS VERSION	2423640 - Black color	2423550 - White color	50W	7800lm	3000K
	2423650 - Black color	2423560 - White color	50W	8040lm	4000K
	2423660 - Black color	2423570 - White color	50W	8280lm	6500K

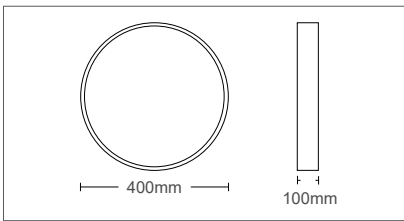
PROFILED PR 100



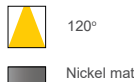
STANDARD VERSION	2423670 - Black color	2423580 - White color	100W	11700lm	3000K
	2423680 - Black color	2423590 - White color	100W	12060lm	4000K
	2423690 - Black color	2423600 - White color	100W	12420lm	6500K
HIGH LUMENS VERSION	2426500 - Black color	2426380 - White color	100W	14500lm	3000K
	2426510 - Black color	2426390 - White color	100W	15000lm	4000K
	2426520 - Black color	2426400 - White color	100W	15500lm	6500K
DIMMABLE HIGH LUMENS VERSION	2426530 - Black color	2426410 - White color	100W	14500lm	3000K
	2426540 - Black color	2426420 - White color	100W	15000lm	4000K
	2426550 - Black color	2426430 - White color	100W	15500lm	6500K

TECHNICAL SPECIFICATIONS

Power	30W
Luminous Flux	2400LM
Color Temperature	3000K / 4000K / 6000K - 3CCT+DIP SWITCH
CRI	80
Power Factor	>0.95
Voltage Range	180-265V
Beam Angle	120°
Protection Class	IP20
Working Temperature	-20°C/+40°C
Main Material	Aluminium



**SURFACE LED
CEILING LIGHTS**



FINESSE R3 30

FINESSE R3 30 is a round ceiling mounting lighting fixture, equipped with backlit technology of SANAN LED sources arrangement with 3 position switch for ranging the color temperature between 3000K, 4000K or 6000K. Intended for surface or suspended installation, suspension set must be ordered separately (HSR). Housing of aluminum board electrostatically painted nickel mat. PVC diffuser.

SUSPENSION SET HSR



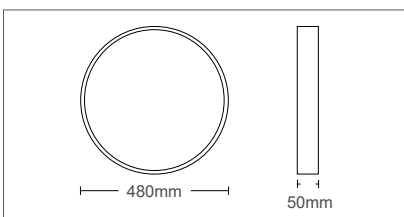
2026411 - White color

Length of the ropes, 1.5m, adjustable

2026050 - Nickel mat

TECHNICAL SPECIFICATIONS

Power	60W
Luminous Flux	4800LM
Color Temperature	3000K / 4000K / 6000K - 3CCT+DIP SWITCH
CRI	80
Power Factor	>0.95
Voltage Range	180-265V
Beam Angle	120°
Protection Class	IP20
Working Temperature	-20°C/+40°C
Main Material	Aluminium



FINESSE R4 45

FINESSE R4 45 is a round ceiling mounting lighting fixture, equipped with backlit technology of SANAN LED sources arrangement with 3 position switch for ranging the color temperature between 3000K, 4000K or 6000K. Peripheral ring is lighted up simultaneously in the same CCT. Intended for surface or suspended installation, suspension set must be ordered separately (HSS). Housing of aluminum board electrostatically painted in sand white. PVC diffuser.

SUSPENSION SET HSR



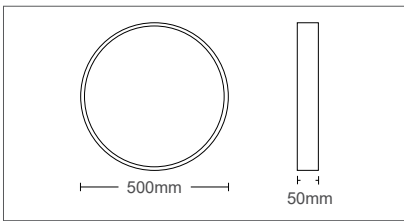
2026411 - White color

Length of the ropes, 1.5m, adjustable

2026290 - White color

TECHNICAL SPECIFICATIONS

Power	45W
Luminous Flux	3600LM
Color Temperature	3000K / 4000K / 6000K - 3CCT+DIP SWITCH
CRI	80
Power Factor	>0.95
Voltage Range	180-265V
Beam Angle	120°
Protection Class	IP20
Working Temperature	-20°C/+40°C
Main Material	Aluminium



**SURFACE LED
CEILING LIGHTS**



FINESSE R2 45

FINESSE R2 45 is a round ceiling mounting lighting fixture, equipped with backlit technology of SANAN LED sources arrangement with 3 position switch for ranging the color temperature between 3000K, 4000K or 6000K. Intended for surface or suspended installation, suspension set must be ordered separately (HSR). Housing of aluminum board electrostatically painted in sand white. There is a peripheral ring made by oak wood. PVC diffuser.

2026220 - White color with oak wood

SUSPENSION SET HSR

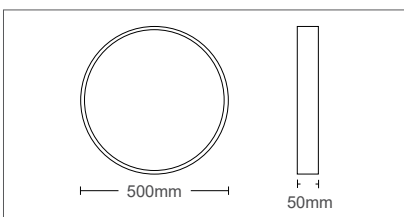


2026411 - White color

Length of the ropes, 1.5m, adjustable

TECHNICAL SPECIFICATIONS

Power	45W
Luminous Flux	3600LM
Color Temperature	3000K / 4000K / 6000K - 3 CCT+DIP SWITCH
CRI	80
Power Factor	>0.95
Voltage Range	180-265V
Beam Angle	120°
Protection Class	IP20
Working Temperature	-20°C/+40°C
Main Material	Aluminium



FINESSE R2 45

FINESSE R2 45 is a round ceiling mounting lighting fixture, equipped with backlit technology of SANAN LED sources arrangement with 3 position switch for ranging the color temperature between 3000K, 4000K or 6000K. Intended for surface or suspended installation, suspension set must be ordered separately (HSR). Housing of aluminum board electrostatically painted in sand black. There is a peripheral ring made by oak wood. PVC diffuser.

2026230 - Black color with oak wood

SUSPENSION SET HSR

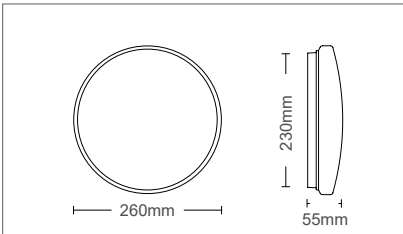


2026410 - Black color

Length of the ropes, 1.5m, adjustable

TECHNICAL SPECIFICATIONS

Power	
12W	
Luminous Flux	
1200LM	
Color Temperature	
3000K / 4000K / 6500K CCT SWITCH	
Voltage Range	220-240V
Beam Angle	120°
Protection Class	IP20
Working Temperature	-20°C/+45°C
Main Material	PMMA+IRON



**SURFACE LED
CEILING LIGHTS**



COSMOS R 26

COSMOS R 26 is a round ceiling mounting lighting fixture, equipped with backlit technology, arranged with 3 position switch for ranging the color temperature between 3000K, 4000K or 6500K..

Intended for surface installation.

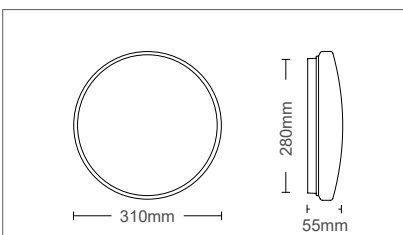
IP20 protection class allows the use of the fixture only indoor. Also can be used in areas with low humidity.

Made by polymethyl methacrylate diffuser and iron base.

2027610

TECHNICAL SPECIFICATIONS

Power	
18W	
Luminous Flux	
1800LM	
Color Temperature	
3000K / 4000K / 6500K CCT SWITCH	
Voltage Range	220-240V
Beam Angle	120°
Protection Class	IP20
Working Temperature	-20°C/+45°C
Main Material	PMMA+IRON



COSMOS R 31

COSMOS R 31 is a round ceiling mounting lighting fixture, equipped with backlit technology, arranged with 3 position switch for ranging the color temperature between 3000K, 4000K or 6500K.

Intended for surface installation.

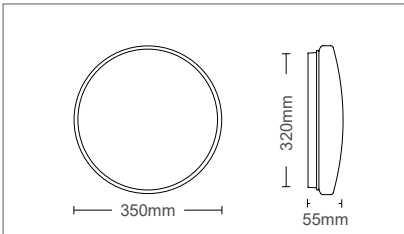
IP20 protection class allows the use of the fixture only indoor. Also can be used in areas with low humidity.

Made by polymethyl methacrylate diffuser and iron base.

2027620

TECHNICAL SPECIFICATIONS

Power	
24W	
Luminous Flux	
2400LM	
Color Temperature	
3000K / 4000K / 6500K CCT SWITCH	
Voltage Range	220-240V
Beam Angle	120°
Protection Class	IP20
Working Temperature	-20°C/+45°C
Main Material	PMMA+IRON



**SURFACE LED
CEILING LIGHTS**



COSMOS R 35

COSMOS R 35 is a round ceiling mounting lighting fixture, equipped with backlit technology, arranged with 3 position switch for ranging the color temperature between 3000K, 4000K or 6500K..

Intended for surface installation.

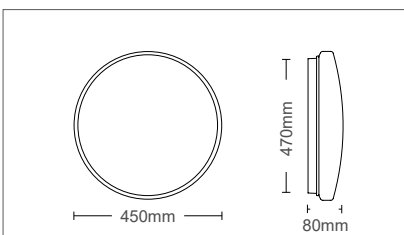
IP20 protection class allows the use of the fixture only indoor. Also can be used in areas with low humidity.

Made by polymethyl methacrylate diffuser and iron base.

2027630

TECHNICAL SPECIFICATIONS

Power	
36W	
Luminous Flux	
3600LM	
Color Temperature	
3000K / 4000K / 6500K CCT SWITCH	
Voltage Range	220-240V
Beam Angle	120°
Protection Class	IP20
Working Temperature	-20°C/+45°C
Main Material	PMMA+IRON



COSMOS R 47

COSMOS R 47 is a round ceiling mounting lighting fixture, equipped with backlit technology, arranged with 3 position switch for ranging the color temperature between 3000K, 4000K or 6500K.

Intended for surface installation.

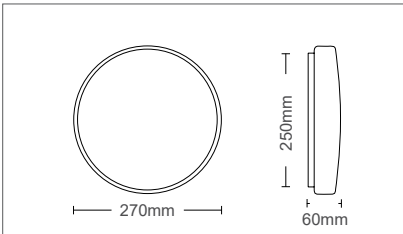
IP20 protection class allows the use of the fixture only indoor. Also can be used in areas with low humidity.

Made by polymethyl methacrylate diffuser and iron base.

2027640

TECHNICAL SPECIFICATIONS

Power	
12W	
Luminous Flux	
1200LM	
Color Temperature	
3000K / 4000K / 6500K CCT SWITCH	
Voltage Range	220-240V
Beam Angle	120°
Protection Class	IP20
Working Temperature	-20°C/+45°C
Main Material	PMMA+IRON



**SURFACE LED
CEILING LIGHTS**



COSMOS S 27

COSMOS S 27 is a round ceiling mounting lighting fixture, equipped with backlight technology, arranged with 3 position switch for ranging the color temperature between 3000K, 4000K or 6500K..

Intended for surface installation.

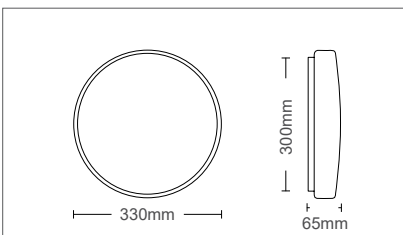
IP20 protection class allows the use of the fixture only indoor. Also can be used in areas with low humidity.

Made by polymethyl methacrylate diffuser and iron base.

2027650

TECHNICAL SPECIFICATIONS

Power	
18W	
Luminous Flux	
1800LM	
Color Temperature	
3000K / 4000K / 6500K CCT SWITCH	
Voltage Range	220-240V
Beam Angle	120°
Protection Class	IP20
Working Temperature	-20°C/+45°C
Main Material	PMMA+IRON



COSMOS S 33

COSMOS S 33 is a round ceiling mounting lighting fixture, equipped with backlight technology, arranged with 3 position switch for ranging the color temperature between 3000K, 4000K or 6500K.

Intended for surface installation.

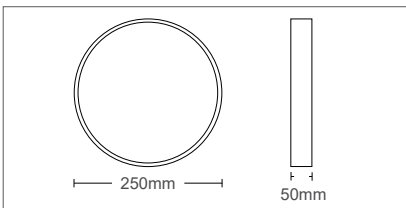
IP20 protection class allows the use of the fixture only indoor. Also can be used in areas with low humidity.

Made by polymethyl methacrylate diffuser and iron base.

2027660

TECHNICAL SPECIFICATIONS

Power	
18W	
Luminous Flux	
1620LM	
Color Temperature	
4000K	
Voltage Range	170-265V
Beam Angle	120°
Protection Class	IP40
Working Temperature	-20°C/+40°C
Main Material	PP



**SURFACE LED
CEILING LIGHTS**



SATURN 18

SATURN 18 is a round ceiling mounting lighting fixture, equipped with backlit technology of SANAN LED sources.

Intended for surface installation.

Change the look of the fixture in a simple way.

Disassemble the white ring from the fixture and assemble the black ring which is included in the package.

IP40 protection class allows the use of the fixture indoor & outdoor as well. Also can be used in areas with high humidity. Made by PP.

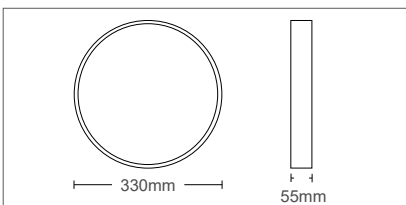


Easy mounting way, just flip the fixture to its base which is installed on the ceiling separately.

2027010

TECHNICAL SPECIFICATIONS

Power	
24W	
Luminous Flux	
2120LM	
Color Temperature	
4000K	
Voltage Range	170-265V
Beam Angle	120°
Protection Class	IP40
Working Temperature	-20°C/+40°C
Main Material	PP



SATURN 24

SATURN 24 is a round ceiling mounting lighting fixture, equipped with backlit technology of SANAN LED sources.

Intended for surface installation.

Change the look of the fixture in a simple way.

Disassemble the white ring from the fixture and assemble the black ring which is included in the package.

IP40 protection class allows the use of the fixture indoor & outdoor as well. Also can be used in areas with high humidity. Made by PP.

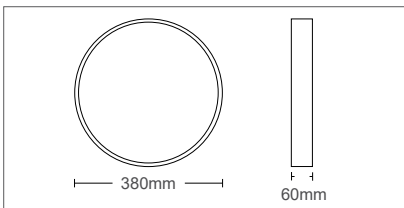



Easy mounting way, just flip the fixture to its base which is installed on the ceiling separately.

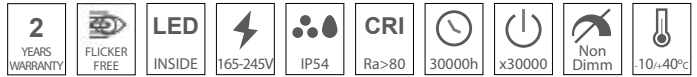
2027020

TECHNICAL SPECIFICATIONS

Power	
32W	
Luminous Flux	
2880LM	
Color Temperature	
4000K	
Voltage Range	85-265V
Beam Angle	120°
Protection Class	IP54
Working Temperature	-15°C/+20°C
Main Material	PVC



**SURFACE LED
CEILING LIGHTS**



SATURN 32

SATURN 32 is a round ceiling mounting lighting fixture, equipped with backlit technology of SANAN LED sources.

Intended for surface installation.

Change the look of the fixture in a simple way.

Disassemble the white ring from the fixture and assemble the black ring which is included in the package.

IP40 protection class allows the use of the fixture indoor & outdoor as well. Also can be used in areas with high humidity. Made by PP.

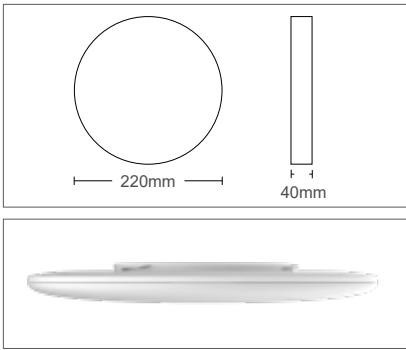


Easy mounting way, just flip the fixture to its base which is installed on the ceiling separately.

2027030

TECHNICAL SPECIFICATIONS

Power	
18W	
Luminous Flux	
2160LM	
Color Temperature	
4000K	
Voltage Range	170-240V
Beam Angle	120°
Protection Class	IP20
Working Temperature	-20°C/+40°C
Main Material	PP



**SURFACE LED
CEILING LIGHTS**



VENERA 18

VENERA 18 is a round ceiling mounting lighting fixture, equipped with backlit technology of SANAN LED sources.

Intended for surface installation.

IP20 protection class allows the use of the fixture only indoor. Also can be used in areas with low humidity. Made by PP.

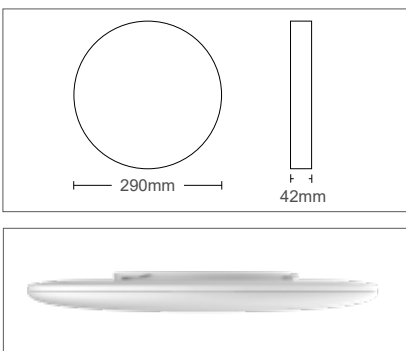


Easy mounting way, just twist the fixture to its base which is installed on the ceiling separately.

2027120

TECHNICAL SPECIFICATIONS

Power	
24W	
Luminous Flux	
2880LM	
Color Temperature	
4000K	
Voltage Range	170-240V
Beam Angle	120°
Protection Class	IP20
Working Temperature	-20°C/+40°C
Main Material	PP



VENERA 24

VENERA 24 is a round ceiling mounting lighting fixture, equipped with backlit technology of SANAN LED sources.

Intended for surface installation.

IP20 protection class allows the use of the fixture only indoor. Also can be used in areas with low humidity. Made by PP.

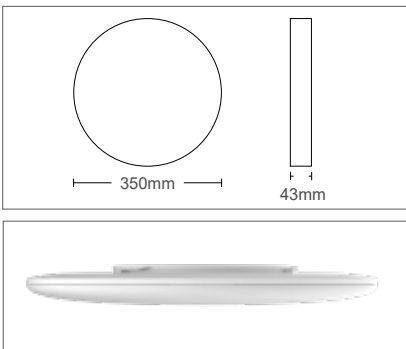


Easy mounting way, just twist the fixture to its base which is installed on the ceiling separately.

2027130

TECHNICAL SPECIFICATIONS

Power	
36W	
Luminous Flux	
4320LM	
Color Temperature	
4000K	
Voltage Range	170-240V
Beam Angle	120°
Protection Class	IP20
Working Temperature	-20°C/+40°C
Main Material	PP



**SURFACE LED
CEILING LIGHTS**



VENERA 36

VENERA 36 is a round ceiling mounting lighting fixture, equipped with backlit technology of SANAN LED sources.

Intended for surface installation.

IP20 protection class allows the use of the fixture only indoor. Also can be used in areas with low humidity. Made by PP.

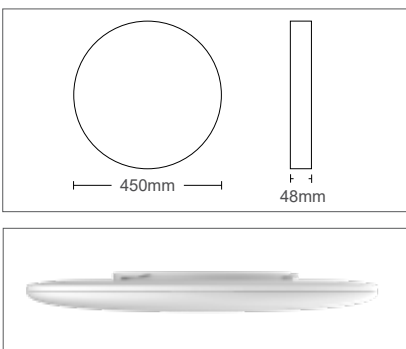


Easy mounting way, just twist the fixture to its base which is installed on the ceiling separately.

2027140

TECHNICAL SPECIFICATIONS

Power	
50W	
Luminous Flux	
6000LM	
Color Temperature	
4000K	
Voltage Range	170-240V
Beam Angle	120°
Protection Class	IP20
Working Temperature	-20°C/+40°C
Main Material	PP



VENERA 50

VENERA 50 is a round ceiling mounting lighting fixture, equipped with backlit technology of SANAN LED sources.

Intended for surface installation.

IP20 protection class allows the use of the fixture only indoor. Also can be used in areas with low humidity. Made by PP.

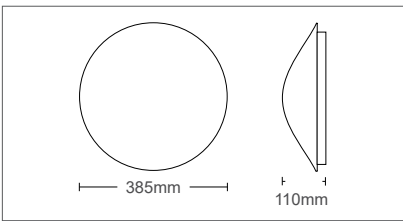


Easy mounting way, just twist the fixture to its base which is installed on the ceiling separately.

2027150

TECHNICAL SPECIFICATIONS

Power	
50W (26/50/26/4W)	
Luminous Flux	
3200LM	
Color Temperature	
3000K / 4000K / 6000K - 3CCT+REM. CONT.	
CRI	80
Power Factor	>0.60
Voltage Range	180-265V
Beam Angle	120°
Protection Class	IP20
Working Temperature	-20°C/+65°C
Main Material	Metal sheet & PVC



**SURFACE LED
CEILING LIGHTS**



PEARL A35

PEARL A35 is a round ceiling mounting lighting fixture, equipped with backlit technology of SANAN LED sources.

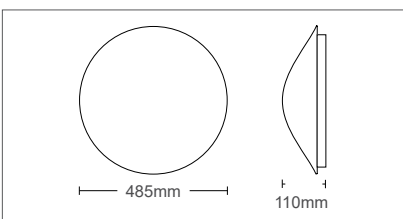
Is equipped with Remote control which can make scenarios, dim the density of the light, select the color temperature between 3000K, 4000K or 6000K, etc. On 3000K - 1560lm, on 4000K - 3200lm & on 6000K - 1690lm. It can be used as night lamp as well with 4W power & 240lm.

Intended for surface installation. Made by metal sheet & PVC.

2024600

TECHNICAL SPECIFICATIONS

Power	
75W (38/75/38/5W)	
Luminous Flux	
4200LM	
Color Temperature	
3000K / 4000K / 6000K - 3CCT+REM. CONT.	
CRI	80
Power Factor	>0.60
Voltage Range	180-265V
Beam Angle	120°
Protection Class	IP20
Working Temperature	-20°C/+65°C
Main Material	Metal sheet & PVC



PEARL A45

PEARL A45 is a round ceiling mounting lighting fixture, equipped with backlit technology of SANAN LED sources.

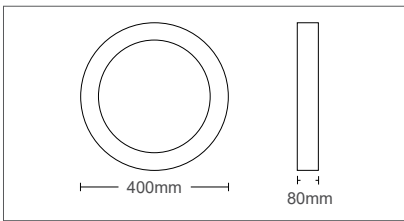
Is equipped with Remote control which can make scenarios, dim the density of the light, select the color temperature between 3000K, 4000K or 6000K, etc. On 3000K - 2052lm, on 4000K - 4200lm & on 6000K - 2280lm. It can be used as night lamp as well with 5W power & 300lm.

Intended for surface installation. Made by metal sheet & PVC.

2024610

TECHNICAL SPECIFICATIONS

Power	
48W (24/48/24/4W)	
Luminous Flux	
3600LM	
Color Temperature	
3000K / 4000K / 6000K - 3CCT+REM. CONT.	
CRI	80
Power Factor	>0.60
Voltage Range	180-265V
Beam Angle	120°
Protection Class	IP20
Working Temperature	-20°C/+65°C
Main Material	Metal sheet & PVC



**SURFACE LED
CEILING LIGHTS**



NOTILUS RH35

NOTILUS RH35 is a round ceiling mounting lighting fixture, equipped with backlit technology of SANAN LED sources.

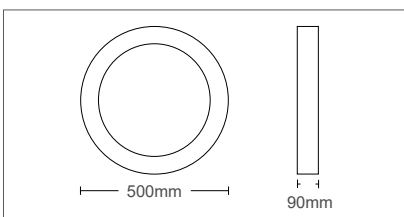
Is equipped with Remote control which can make scenarios, dim the density of the light, select the color temperature between 3000K, 4000K or 6000K, etc. On 3000K - 1680lm, on 4000K - 3600lm & on 6000K - 1920lm. It can be used as night lamp as well with 4W power & 300lm.

Intended for surface installation. Made by metal sheet & PVC.

2025430

TECHNICAL SPECIFICATIONS

Power	
72W (36/72/36/5W)	
Luminous Flux	
4680LM	
Color Temperature	
3000K / 4000K / 6000K - 3CCT+REM. CONT.	
CRI	80
Power Factor	>0.60
Voltage Range	85-265V
Beam Angle	120°
Protection Class	IP20
Working Temperature	-20°C/+65°C
Main Material	Metal sheet & PVC



NOTILUS RH45

NOTILUS RH45 is a round ceiling mounting lighting fixture, equipped with backlit technology of SANAN LED sources.

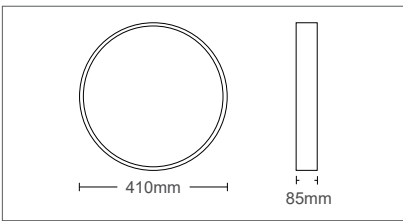
Is equipped with Remote control which can make scenarios, dim the density of the light, select the color temperature between 3000K, 4000K or 6000K, etc. On 3000K - 2160lm, on 4000K - 4680lm & on 6000K - 2520lm. It can be used as night lamp as well with 5W power & 350lm.

Intended for surface installation. Made by metal sheet & PVC.

2025440

TECHNICAL SPECIFICATIONS

Power	
48W (24/48/24/4W)	
Luminous Flux	
3600LM	
Color Temperature	
3000K / 4000K / 6000K - 3CCT+REM. CONT.	
CRI	80
Power Factor	>0.60
Voltage Range	180-265V
Beam Angle	120°
Protection Class	IP20
Working Temperature	-20°C/+65°C
Main Material	Metal sheet & PVC



**SURFACE LED
CEILING LIGHTS**



DIAMOND DG35

DIAMOND DG35 is a round ceiling mounting lighting fixture, equipped with backlit technology of SANAN LED sources.

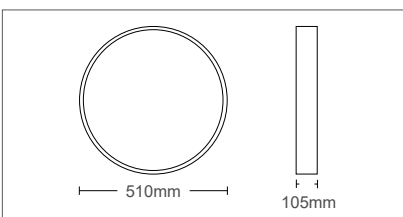
Is equipped with Remote control which can make scenarios, dim the density of the light, select the color temperature between 3000K, 4000K or 6000K, etc. On 3000K - 1680lm, on 4000K - 3600lm & on 6000K - 1920lm. It can be used as night lamp as well with 4W power & 300lm.

Intended for surface installation. Made by metal sheet & PVC.

2025450

TECHNICAL SPECIFICATIONS

Power	
72W (36/72/36/5W)	
Luminous Flux	
4680LM	
Color Temperature	
3000K / 4000K / 6000K - 3CCT+REM. CONT.	
CRI	80
Power Factor	>0.60
Voltage Range	180-265V
Beam Angle	120°
Protection Class	IP20
Working Temperature	-20°C/+65°C
Main Material	Metal sheet & PVC



DIAMOND DG45

DIAMOND DG45 is a round ceiling mounting lighting fixture, equipped with backlit technology of SANAN LED sources.

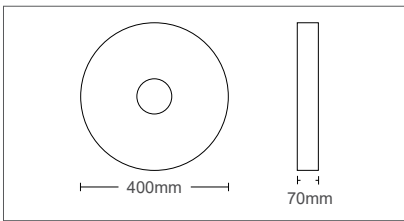
Is equipped with Remote control which can make scenarios, dim the density of the light, select the color temperature between 3000K, 4000K or 6000K, etc. On 3000K - 2160lm, on 4000K - 4680lm & on 6000K - 2520lm. It can be used as night lamp as well with 5W power & 350lm.

Intended for surface installation. Made by metal sheet & PVC.

2025460

TECHNICAL SPECIFICATIONS

Power	
52W (27/52/27/4W)	
Luminous Flux	
3380LM	
Color Temperature	
3000K / 4000K / 6000K - 3CCT+REM. CONT.	
CRI	80
Power Factor	>0.60
Voltage Range	180-265V
Beam Angle	120°
Protection Class	IP20
Working Temperature	-20°C/+65°C
Main Material	Metal sheet & PVC



**SURFACE LED
CEILING LIGHTS**



PEARL F35

PEARL F35 is a round ceiling mounting lighting fixture, equipped with backlit technology of SANAN LED sources.

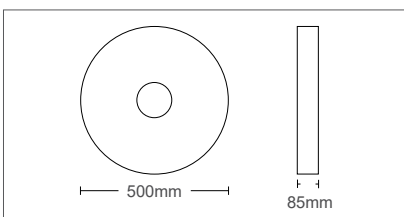
Is equipped with Remote control which can make scenarios, dim the density of the light, select the color temperature between 3000K, 4000K or 6000K, etc. On 3000K - 1620lm, on 4000K - 3380lm & on 6000K - 1836lm. It can be used as night lamp as well with 4W power & 244lm.

Intended for surface installation. Made by metal sheet & PVC.

2024640

TECHNICAL SPECIFICATIONS

Power	
78W (39/78/39/5W)	
Luminous Flux	
5148LM	
Color Temperature	
3000K / 4000K / 6000K - 3CCT+REM. CONT.	
CRI	80
Power Factor	>0.60
Voltage Range	85-265V
Beam Angle	120°
Protection Class	IP20
Working Temperature	-20°C/+65°C
Main Material	Metal sheet & PVC



PEARL F45

PEARL F45 is a round ceiling mounting lighting fixture, equipped with backlit technology of SANAN LED sources.

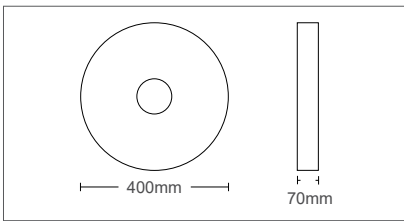
Is equipped with Remote control which can make scenarios, dim the density of the light, select the color temperature between 3000K, 4000K or 6000K, etc. On 3000K - 2496lm, on 4000K - 5148lm & on 6000K - 2691lm. It can be used as night lamp as well with 5W power & 380lm.

Intended for surface installation. Made by metal sheet & PVC.

2024650

TECHNICAL SPECIFICATIONS

Power	
52W (27/52/27/4W)	
Luminous Flux	
3328LM	
Color Temperature	
3000K / 4000K / 6000K - 3CCT+REM. CONT.	
CRI	80
Power Factor	>0.60
Voltage Range	180-265V
Beam Angle	120°
Protection Class	IP20
Working Temperature	-20°C/+65°C
Main Material	Metal sheet & PVC



**SURFACE LED
CEILING LIGHTS**



PEARL D35

PEARL D35 is a round ceiling mounting lighting fixture, equipped with backlit technology of SANAN LED sources.

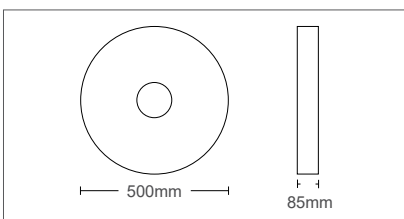
Is equipped with Remote control which can make scenarios, dim the density of the light, select the color temperature between 3000K, 4000K or 6000K, etc. On 3000K - 1593lm, on 4000K - 3328lm & on 6000K - 1809lm. It can be used as night lamp as well with 4W power & 244lm.

Intended for surface installation. Made by metal sheet & PVC.

2024620

TECHNICAL SPECIFICATIONS

Power	
78W (39/78/39/5W)	
Luminous Flux	
5070LM	
Color Temperature	
3000K / 4000K / 6000K - 3CCT+REM. CONT.	
CRI	80
Power Factor	>0.60
Voltage Range	180-265V
Beam Angle	120°
Protection Class	IP20
Working Temperature	-20°C/+65°C
Main Material	Metal sheet & PVC



PEARL D45

PEARL D45 is a round ceiling mounting lighting fixture, equipped with backlit technology of SANAN LED sources.

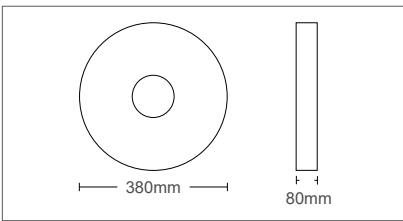
Is equipped with Remote control which can make scenarios, dim the density of the light, select the color temperature between 3000K, 4000K or 6000K, etc. On 3000K - 2418lm, on 4000K - 5070lm & on 6000K - 2652lm. It can be used as night lamp as well with 5W power & 380lm.

Intended for surface installation. Made by metal sheet & PVC.

2024630

TECHNICAL SPECIFICATIONS

Power	
48W (24/48/24/4W)	
Luminous Flux	
3600LM	
Color Temperature	
3000K / 4000K / 6000K - 3CCT+REM. CONT.	
CRI	80
Power Factor	>0.60
Voltage Range	180-265V
Beam Angle	120°
Protection Class	IP20
Working Temperature	-20°C/+65°C
Main Material	Metal sheet & PVC



**SURFACE LED
CEILING LIGHTS**



PEARL M35

PEARL M35 is a round ceiling mounting lighting fixture, equipped with backlit technology of SANAN LED sources.

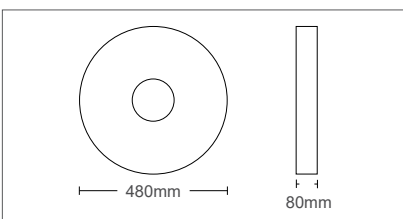
Is equipped with Remote control which can make scenarios, dim the density of the light, select the color temperature between 3000K, 4000K or 6000K, etc. On 3000K - 1680lm, on 4000K - 3600lm & on 6000K - 1920lm. It can be used as night lamp as well with 4W power & 300lm.

Intended for surface installation. Made by metal sheet & PVC.

2025470

TECHNICAL SPECIFICATIONS

Power	
72W (36/72/36/5W)	
Luminous Flux	
4680LM	
Color Temperature	
3000K / 4000K / 6000K - 3CCT+REM. CONT.	
CRI	80
Power Factor	>0.60
Voltage Range	85-265V
Beam Angle	120°
Protection Class	IP20
Working Temperature	-20°C/+65°C
Main Material	Metal sheet & PVC



PEARL M45

PEARL M45 is a round ceiling mounting lighting fixture, equipped with backlit technology of SANAN LED sources.

Is equipped with Remote control which can make scenarios, dim the density of the light, select the color temperature between 3000K, 4000K or 6000K, etc. On 3000K - 2160lm, on 4680K - 5148lm & on 6000K - 2520lm. It can be used as night lamp as well with 5W power & 350lm.

Intended for surface installation. Made by metal sheet & PVC.

2025480

SURFACE CEILING LIGHTS
WITH PIR SENSOR

GENERAL INFORMATION

DIANA D18 is a round ceiling mounting lighting fixture with built-in PIR sensor, equipped with backlit technology of SANAN LED sources.

PIR functions:

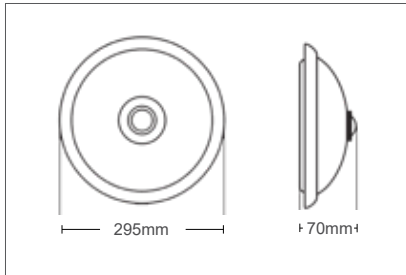
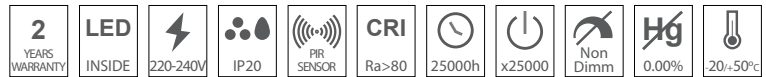
Light sensitivity: <3 LUX (adjustable).

Time delay: 10 sec - 5 min.

Detection angle: 360°.

Installation height: 1.8 - 2.5 m.

Made by ABS & PVC.



DIANA D18

2025840	18W	1575lm	4000K
2025850	18W	1620lm	6000K

GENERAL INFORMATION

LIKYA is a round ceiling mounting lighting fixture with built-in PIR sensor, operating with 2xLED bulbs (not included), E27, A60 type.

PIR functions:

Light sensitivity: <3 LUX (adjustable).

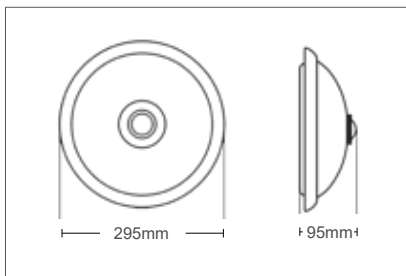
Time delay: 10 sec - 5 min.

Detection angle: 360°.

Detection distance: 10m max.

Installation height: 1.8 - 2.5 m.

Made by steel body & glass.

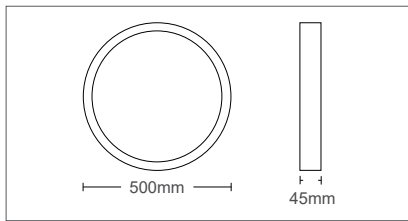


LIKYA

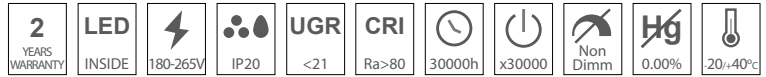
2022660

TECHNICAL SPECIFICATIONS

Power	46W
Luminous Flux	2760LM
Color Temperature	3000K / 4000K / 6000K - 3CCT+DIP SWITCH
CRI	80
Power Factor	>0.95
Voltage Range	180-265V
Beam Angle	120°
Protection Class	IP20
Working Temperature	-20°C/+40°C
Main Material	Aluminium



**SURFACE LED
CEILING LIGHTS**



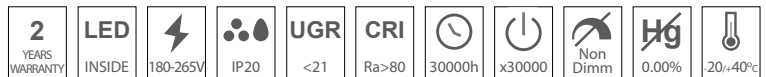
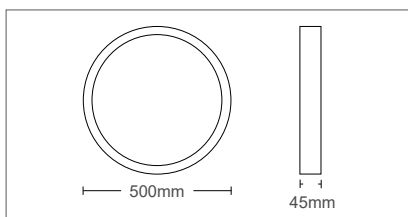
DISC 1

DISC 1 is a round ceiling mounting lighting fixture, equipped with backlit technology of SANAN LED sources. arrangement with 3 position switch for ranging the color temperature between 3000K, 4000K or 6000K. Intended for surface installation. Housing of aluminum board electrostatically painted with sandblasted finishing in sand white & black.

2026240

TECHNICAL SPECIFICATIONS

Power	46W
Luminous Flux	2760LM
Color Temperature	3000K / 4000K / 6000K - 3CCT+DIP SWITCH
CRI	80
Power Factor	>0.95
Voltage Range	180-265V
Beam Angle	120°
Protection Class	IP20
Working Temperature	-20°C/+40°C
Main Material	Aluminium



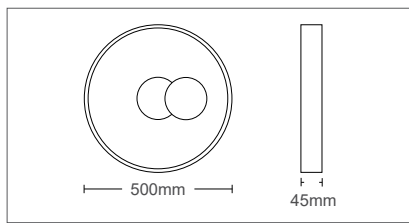
DISC 2

DISC 2 is a round ceiling mounting lighting fixture, equipped with backlit technology of SANAN LED sources. arrangement with 3 position switch for ranging the color temperature between 3000K, 4000K or 6000K. Intended for surface installation. Housing of aluminum board electrostatically painted with sandblasted finishing in sand white & gold.

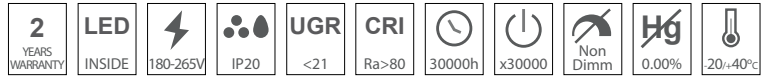
2026250

TECHNICAL SPECIFICATIONS

Power	
52W	
Luminous Flux	
3120LM	
Color Temperature	
3000K / 4000K / 6000K - 3CCT+DIP SWITCH	
CRI	80
Power Factor	>0.95
Voltage Range	180-265V
Beam Angle	120°
Protection Class	IP20
Working Temperature	-20°C/+40°C
Main Material	Aluminium & Metal



**SURFACE LED
CEILING LIGHTS**



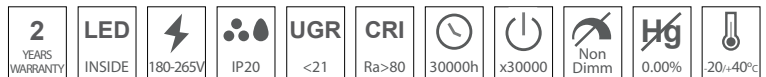
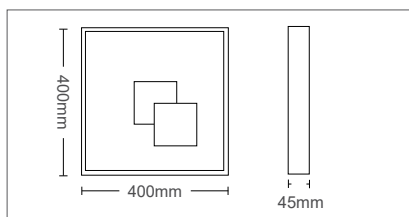
DISC 3

DISC 3 is a round ceiling mounting lighting fixture, equipped with backlit technology of SANAN LED sources. arrangement with 3 position switch for ranging the color temperature between 3000K, 4000K or 6000K. Intended for surface installation. Housing of aluminum board electrostatically painted with sandblasted finishing in sand white & black.

2026260

TECHNICAL SPECIFICATIONS

Power	
60W	
Luminous Flux	
3600LM	
Color Temperature	
3000K / 4000K / 6000K - 3CCT+DIP SWITCH	
CRI	80
Power Factor	>0.95
Voltage Range	180-265V
Beam Angle	120°
Protection Class	IP20
Working Temperature	-20°C/+40°C
Main Material	Aluminium & Metal



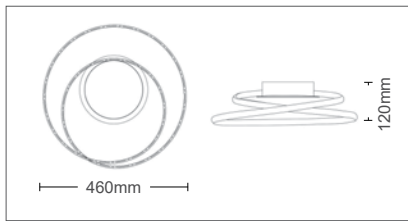
DISC 4

DISC 4 is a square ceiling mounting lighting fixture, equipped with backlit technology of SANAN LED sources. arrangement with 3 position switch for ranging the color temperature between 3000K, 4000K or 6000K. Intended for surface installation. Housing of aluminum board electrostatically painted with sandblasted finishing in sand white & black.

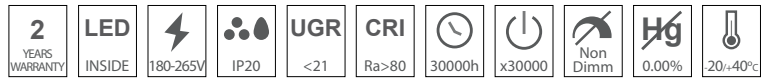
2026270

TECHNICAL SPECIFICATIONS

Power	38W
Luminous Flux	2280LM
Color Temperature	3000K / 4000K / 6000K - 3CCT+DIP SWITCH
CRI	80
Power Factor	>0.95
Voltage Range	180-265V
Beam Angle	120°
Protection Class	IP20
Working Temperature	-20°C/+40°C
Main Material	Aluminium & Metal



SURFACE LED
CEILING LIGHTS



RING 38

RING 38 is a round ceiling mounting lighting fixture, equipped with backlit technology of SANAN LED sources. arrangement with 3 position switch for ranging the color temperature between 3000K, 4000K or 6000K.

Intended for surface installation.

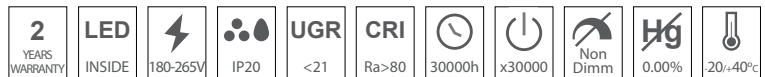
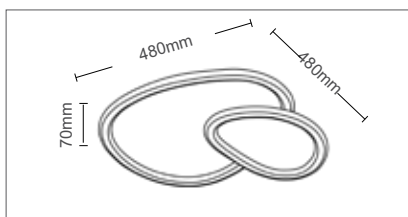
Housing of aluminum board & metal sheet electrostatically painted with sandblasted finishing in sand white & black. Difusser made by PVC.

2026370 - Black color

2026380 - White color

TECHNICAL SPECIFICATIONS

Power	64W
Luminous Flux	3840LM
Color Temperature	3000K / 4000K / 6000K - 3CCT+DIP SWITCH
CRI	80
Power Factor	>0.95
Voltage Range	180-265V
Beam Angle	120°
Protection Class	IP20
Working Temperature	-20°C/+40°C
Main Material	Aluminium & Metal



RING 64

RING 64 is a ceiling mounting lighting fixture, equipped with backlit technology of SANAN LED sources. arrangement with 3 position switch for ranging the color temperature between 3000K, 4000K or 6000K.

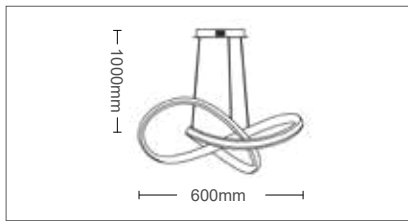
Intended for surface installation. Housing of aluminum board electrostatically painted with sandblasted finishing in sand white.

Difusser made by PVC.

2026280

TECHNICAL SPECIFICATIONS

Power	46W
Luminous Flux	2880LM
Color Temperature	3000K / 4000K / 6000K - 3CCT+DIP SWITCH
CRI	80
Power Factor	>0.95
Voltage Range	180-265V
Beam Angle	120°
Protection Class	IP20
Working Temperature	-20°C/+40°C
Main Material	Aluminium & Metal



PENDANT LED LIGHTS



WAVE

WAVE is a pendant lighting fixture, equipped with backlit technology of SANAN LED sources arrangement with 3 position switch for ranging the color temperature between 3000K, 4000K or 6000K.

Housing of aluminum board & metal sheet electrostatically painted with sand-blasted finishing in sand white & black.

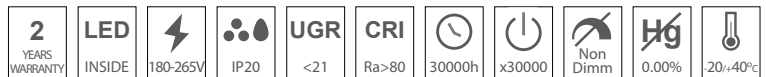
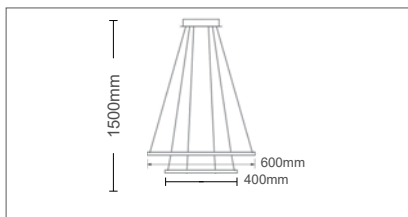
Difusser made by PVC.

2026400 - White color

2026390 - Black color

TECHNICAL SPECIFICATIONS

Power	48W
Luminous Flux	2880LM
Color Temperature	3000K / 4000K / 6000K - 3CCT+DIP SWITCH
CRI	80
Power Factor	>0.95
Voltage Range	180-265V
Beam Angle	120°
Protection Class	IP20
Working Temperature	-20°C/+40°C
Main Material	Aluminium & Metal



DUO

DUO is a pendant lighting fixture with 2 circles, equipped with backlit technology of SANAN LED sources arrangement with 3 position switch for ranging the color temperature between 3000K, 4000K or 6000K.

Housing of aluminum board & metal sheet electrostatically painted with sand-blasted finishing in sand white & black.

Difusser made by PVC.

2026340



GENERAL INFORMATION

CLAS 2 is a double adapter made by PP. Maximum load of 16A - 3680W. 2 positions: 2x2P+PE SCHUKO. Safety during use is guaranteed by the construction and selection of self-extinguishing materials.

Color Temperature	
3000K / 4000K / 6000K - 3CCT+DIP SWITCH	
CRI	80
Power Factor	>0.95
Voltage Range	180-265V
Beam Angle	120°
8006270	2xSCHUKO WHITE IP20
Working Temperature -20°C/+40°C	
Main Material	Aluminium

GENERAL INFORMATION

CLAS 3 is a triple adapter made by PP. Maximum load of 16A - 3680W. 3 positions: 3x2P+PE SCHUKO. Safety during use is guaranteed by the construction and selection of self-extinguishing materials.

8006250 3xSCHUKO WHITE

GENERAL INFORMATION

CLAS 3S is a triple adapter with switch made by PP. Maximum load of 16A - 3680W. 3 positions: 3x2P+PE SCHUKO. Safety during use is guaranteed by the construction and selection of self-extinguishing materials.

8006280 3xSCHUKO WHITE

PENDANT LED LIGHTS



CLAS 2

TRIO-1

TRIO 1 is a pendant lighting fixture with 3 circles, equipped with backlit technology of SANAN LED sources arrangement with 3 position switch for ranging the color temperature between 3000K, 4000K or 6000K.

Housing of aluminum board & metal sheet electrostatically painted with sandblasted finishing in sand white & black. Difusser made by PVC.

- 2026350 - White color
- 2026360 - Black color



CLAS 3



CLAS 3S

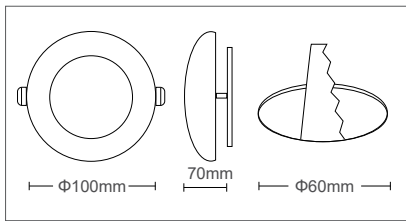
4

CEILING FIXTURES

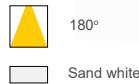
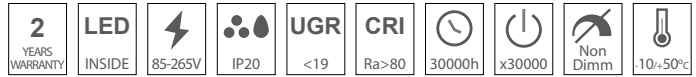
**RECESSED & SURFACE
LED LIGHTING FIXTURES**

TECHNICAL SPECIFICATIONS

Power	3W
Luminous Flux	240LM
Color Temperature	4200K
CRI	80
Power Factor	>0.95
Voltage Range	85-265V
Beam Angle	180°
Protection Class	IP20
Working Temperature	-10°C/+50°C
Main Material	Metal sheet



RECESSED LED
SPOT LIGHTS



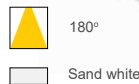
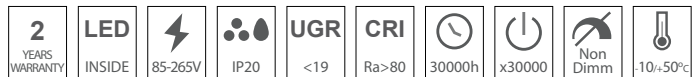
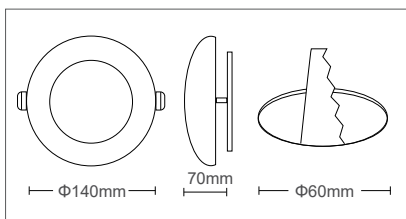
FORMATO D1

FORMATO D1 is a rotatable & recessed led spot light equipped with SANAN LED sources. Indirect light spread 180°. Housing of metal sheet electrostatically painted in sand white. Head is removable and It can be painted with all the plastic & acrylic colors available in the market. Driver is included in the package.

2012460

TECHNICAL SPECIFICATIONS

Power	5W
Luminous Flux	400LM
Color Temperature	4200K
CRI	80
Power Factor	>0.95
Voltage Range	85-265V
Beam Angle	180°
Protection Class	IP20
Working Temperature	-10°C/+50°C
Main Material	Metal sheet



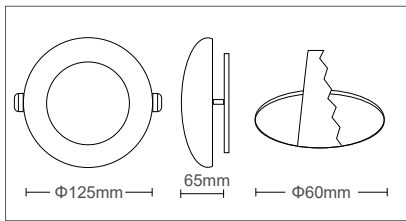
FORMATO D3

FORMATO D3 is a rotatable & recessed led spot light equipped with SANAN LED sources. Indirect light spread 180°. Housing of metal sheet electrostatically painted in sand white. Head is removable and It can be painted with all the plastic & acrylic colors available in the market. Driver is included in the package.

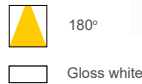

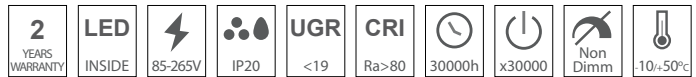
2012520

TECHNICAL SPECIFICATIONS

Power	
3W	
Luminous Flux	
240LM	
Color Temperature	
4200K	
CRI	80
Power Factor	>0.95
Voltage Range	85-265V
Beam Angle	180°
Protection Class	IP20
Working Temperature	-10°C/+50°C
Main Material	Metal sheet



RECESSED LED SPOT LIGHTS



FORMATO F3

FORMATO F3 is a rotatable & recessed led spot light equipped with SANAN LED sources.

Indirect light spread 180°.

Housing of metal sheet electrostatically painted in gloss white.


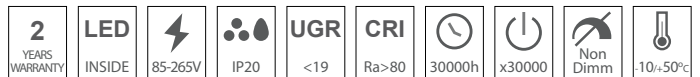
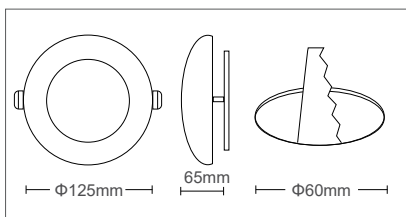
Head is removable.

Driver is included in the package.

2012410

TECHNICAL SPECIFICATIONS

Power	
3W	
Luminous Flux	
240LM	
Color Temperature	
4200K	
CRI	80
Power Factor	>0.95
Voltage Range	85-265V
Beam Angle	180°
Protection Class	IP20
Working Temperature	-10°C/+50°C
Main Material	Metal sheet



FORMATO F4

FORMATO F4 is a rotatable & recessed led spot light equipped with SANAN LED sources.

Indirect light spread 180°.

Housing of metal sheet electrostatically painted in gloss white & gloss black. Head is removable.

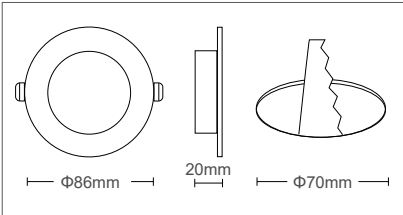
Driver is included in the package.

2012420 - White body

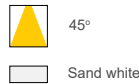
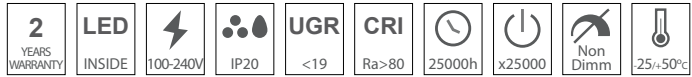
2012430 - Black body

GENERAL INFORMATION

NICK R is a round rotatable & recessed led spot light equipped with SANAN LED sources. Is equipped with microprismatic difusser with 45° beam angle. Housing of PC painted in sand white. Driver is included in the package.



RECESSED LED
SPOT LIGHTS

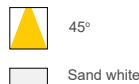
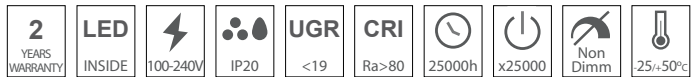
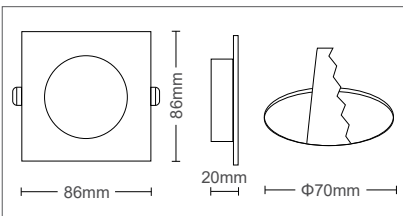


NICK R

2026770 - White color	5W	590lm	4200K
2026780 - White color	5W	600lm	6400K

GENERAL INFORMATION

NICK S is a square rotatable & recessed led spot light equipped with SANAN LED sources. Is equipped with microprismatic difusser with 45° beam angle. Housing of PC painted in sand white. Driver is included in the package.

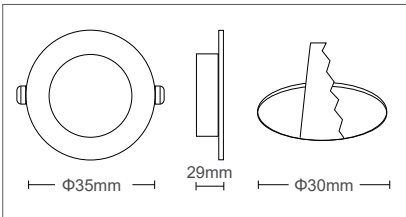


NICK S


2026790 - White color	5W	590lm	4200K
2026800 - White color	5W	600lm	6400K

GENERAL INFORMATION

ZANZI P is a non rotatable & recessed led spot light equipped with SANAN LED sources. Light beam angle 30°.
Housing of PC painted in sand white & sand black.
Diffuser is made of PS.
Driver is included in the package.



PHOTOMETRIC DIAGRAM



RECESSED LED SPOT LIGHTS

2 YEARS WARRANTY	LED INSIDE	100-240V	IP20	UGR <19	CRI Ra>80	25000h	x25000	Non Dimm	25+50°C
------------------	------------	----------	------	---------	-----------	--------	--------	----------	---------

- 30°
- Sand black
- Sand white

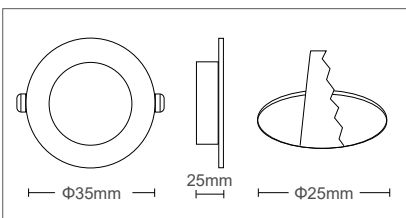


ZANZI P

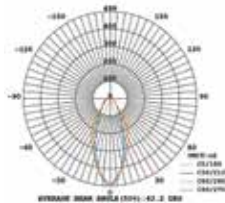
2026830 - Black color	2026810 - White color	1W	75lm	3000K
2026840 - Black color	2026820 - White color	1W	75lm	4000K

GENERAL INFORMATION

ZANZI M is a non rotatable & recessed led spot light equipped with SANAN LED sources. Light beam angle 30°.
Housing of Die cast aluminium painted in sand white & nickel mat.
Diffuser is made of PS and is microprismatic.
Driver is included in the package.



PHOTOMETRIC DIAGRAM



2 YEARS WARRANTY	LED INSIDE	100-240V	IP20	UGR <19	CRI Ra>80	25000h	x25000	Non Dimm	25+50°C
------------------	------------	----------	------	---------	-----------	--------	--------	----------	---------

- 30°
- Nickel mat
- Sand white

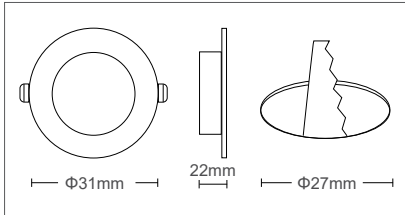


ZANZI M


2026870 - White color	2026850 - Nickel mat	3W	225lm	3000K
2026880 - White color	2026860 - Nickel mat	3W	225lm	4000K

GENERAL INFORMATION

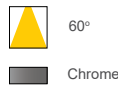
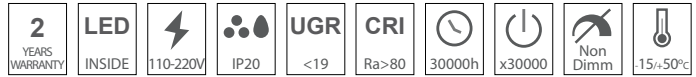
RITA 2 is a non rotatable & recessed led spot light equipped with SANAN LED sources.
Light beam angle 60°.
Housing of extruded aluminium electrostatically painted in chrome.
Diffuser is made of PS.
Driver is included in the package.



PHOTOMETRIC DIAGRAM



RECESSED LED SPOT LIGHTS

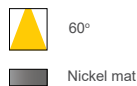
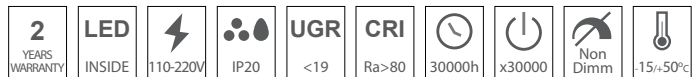
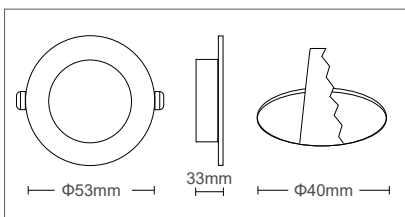


RITA 2

2021580 - White color	1W	98lm	3000K
2021590 - White color	1W	105lm	6000K

TECHNICAL SPECIFICATIONS


Power	1W
Luminous Flux	98LM
Color Temperature	3000K
CRI	80
Power Factor	>0.50
Voltage Range	110-240V
Beam Angle	60°
Protection Class	IP20
Working Temperature	-15°C/+50°C
Main Material	Zinc, alloy & glass



RITA 3

RITA 3 is a rotatable & recessed led spot light equipped with SANAN LED sources.
Light beam angle 60°.
Housing of Zinc & alloy electrostatically painted in nickel mat.
Diffuser is made of glass.
Driver is included in the package.

PHOTOMETRIC DIAGRAM

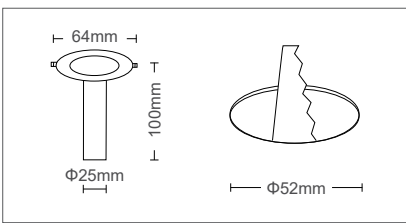


2021600



TECHNICAL SPECIFICATIONS

Power	
5W	
Luminous Flux	
600LM	
Color Temperature	
3000K	
CRI	90
Power Factor	>0.50
Voltage Range	85-265V
Beam Angle	24°
Protection Class	IP20
Working Temperature	-20°C/+40°C
Main Material	Aluminium



RECESSED LED
SPOT LIGHTS

5 YEARS WARRANTY | LED INSIDE | 85-265V | IP20 | UGR <19 | CRI Ra>90 | 30000h | x30000 | Non Dimm | 20/+40°C



24°
Sand black
Sand white

TUBO 1



TUBO is a family of rotatable recessed spot lights equipped with BRIDGELUX LED sources.

They are equipped with PC diffuser with 24° and UGR<19.

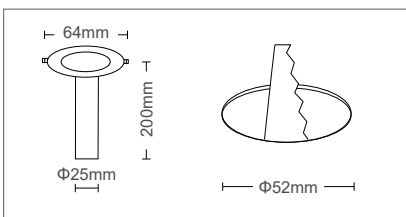
Housing of extruded aluminium electrostatically painted in sand black & sand white.

Driver is included in the package.

2102400 - Black color	5W	400lm	3000K
2102440 - White color	5W	400lm	3000K

TECHNICAL SPECIFICATIONS

Power	
5W	
Luminous Flux	
400LM	
Color Temperature	
3000K	
CRI	90
Power Factor	>0.50
Voltage Range	85-265V
Beam Angle	24°
Protection Class	IP20
Working Temperature	-20°C/+40°C
Main Material	Aluminium



5 YEARS WARRANTY | LED INSIDE | 85-265V | IP20 | UGR <19 | CRI Ra>90 | 30000h | x30000 | Non Dimm | 20/+40°C



24°
Sand black
Sand white

TUBO 2



TUBO is a family of rotatable recessed spot lights equipped with BRIDGELUX LED sources.

They are equipped with PC diffuser with 24° and UGR<19.

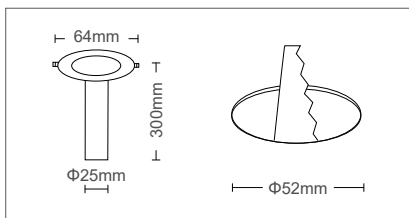
Housing of extruded aluminium electrostatically painted in sand black & sand white.

Driver is included in the package.

2102410 - Black color	5W	400lm	3000K
2102450 - White color	5W	400lm	3000K

TECHNICAL SPECIFICATIONS

Power	
5W	
Luminous Flux	
600LM	
Color Temperature	
3000K	
CRI	90
Power Factor	>0.50
Voltage Range	85-265V
Beam Angle	24°
Protection Class	IP20
Working Temperature	-20°C/+40°C
Main Material	Aluminium



RECESSED LED
SPOT LIGHTS

5 YEARS WARRANTY | LED INSIDE | 85-265V | IP20 | UGR <19 | CRI Ra>90 | 30000h | x30000 | Non Dimm | 20/+40°C



24°
Sand black
Sand white

TUBO 3

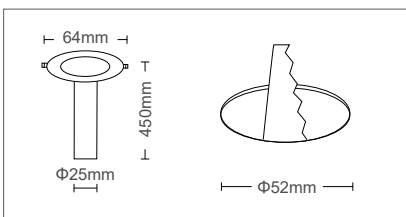


TUBO is a family of rotatable recessed spot lights equipped with BRIDGELUX LED sources. They are equipped with PC diffuser with 24° and UGR<19. Housing of extruded aluminium electrostatically painted in sand black & sand white. Driver is included in the package.

2102420 - Black color	5W	400lm	3000K
2102460 - White color	5W	400lm	3000K

TECHNICAL SPECIFICATIONS

Power	
5W	
Luminous Flux	
600LM	
Color Temperature	
3000K	
CRI	90
Power Factor	>0.50
Voltage Range	85-265V
Beam Angle	24°
Protection Class	IP20
Working Temperature	-20°C/+40°C
Main Material	Aluminium



5 YEARS WARRANTY | LED INSIDE | 85-265V | IP20 | UGR <19 | CRI Ra>90 | 30000h | x30000 | Non Dimm | 20/+40°C



24°
Sand black
Sand white

TUBO 4

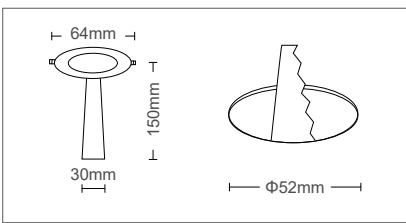


TUBO is a family of rotatable recessed spot lights equipped with BRIDGELUX LED sources. They are equipped with PC diffuser with 24° and UGR<19. Housing of extruded aluminium electrostatically painted in sand black & sand white. Driver is included in the package.

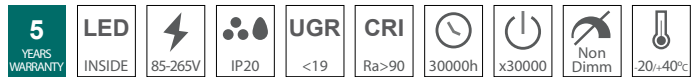
2102430 - Black color	5W	400lm	3000K
2102470 - White color	5W	400lm	3000K

TECHNICAL SPECIFICATIONS

Power	5W
Luminous Flux	400LM
Color Temperature	3000K
CRI	90
Power Factor	>0.50
Voltage Range	85-265V
Beam Angle	24°
Protection Class	IP20
Working Temperature	-20°C/+40°C
Main Material	Aluminium



RECESSED LED SPOT LIGHTS



CONO 1

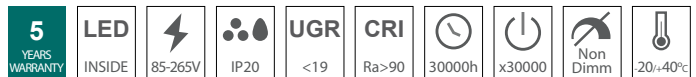
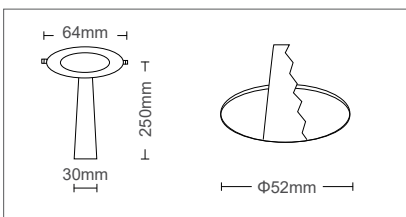


CONO is a family of rotatable recessed spot lights equipped with BRIDGELUX LED sources. They are equipped with PC polycarbonate diffuser with 24° and UGR<19. Housing of extruded aluminium electrostatically painted in sand black & sand white. Driver is included in the package.

2102480 - Black color	5W	400lm	3000K
2102500 - White color	5W	400lm	3000K

TECHNICAL SPECIFICATIONS

Power	5W
Luminous Flux	400LM
Color Temperature	3000K
CRI	90
Power Factor	>0.50
Voltage Range	85-265V
Beam Angle	24°
Protection Class	IP20
Working Temperature	-20°C/+40°C
Main Material	Aluminium




CONO 2



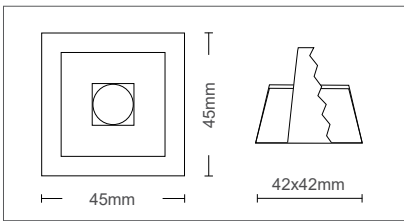
CONO is a family of rotatable recessed spot lights equipped with BRIDGELUX LED sources. They are equipped with PC polycarbonate diffuser with 24° and UGR<19. Housing of extruded aluminium electrostatically painted in sand black & sand white. Driver is included in the package.

2102490 - Black color	5W	400lm	3000K
2102510 - White color	5W	400lm	3000K

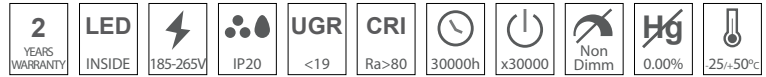


TECHNICAL SPECIFICATIONS

Power	2W
Luminous Flux	186LM
Color Temperature	3000K
CRI	80
Power Factor	>0.50
Voltage Range	185-265V
Beam Angle	36°
Protection Class	IP20
Working Temperature	-25°C/+50°C
Main Material	Aluminium



RECESSED CEILING
LED LIGHT FIXTURES



ICECUBE 2

ICECUBE is a family of non rotatable recessed spot lights, equipped with SANAN LED sources, with short height of 35mm.


They are equipped with microprismatic polycarbonate diffuser with 36° and UGR<19.

Housing of extruded aluminium electrostatically painted in sand black.

Driver is included in the package.

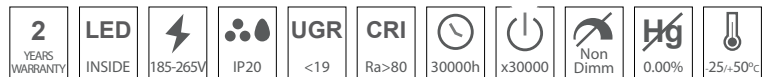
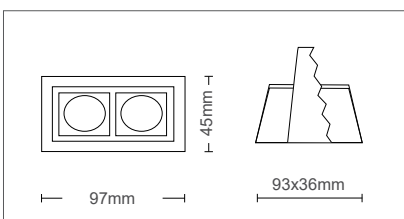
2102940 - Black color

PHOTOMETRIC DIAGRAM



TECHNICAL SPECIFICATIONS

Power	6W
Luminous Flux	558LM
Color Temperature	3000K
CRI	80
Power Factor	>0.50
Voltage Range	185-265V
Beam Angle	36°
Protection Class	IP20
Working Temperature	-25°C/+50°C
Main Material	Aluminium



ICECUBE 6

ICECUBE is a family of non rotatable recessed spot lights, equipped with SANAN LED sources, with short height of 35mm.


They are equipped with microprismatic polycarbonate diffuser with 36° and UGR<19.

Housing of extruded aluminium electrostatically painted in sand black.

Driver is included in the package.

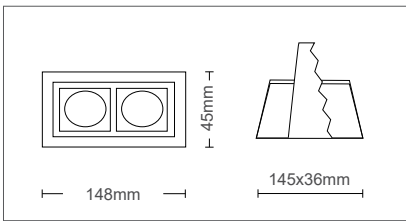
2102950 - Black color

PHOTOMETRIC DIAGRAM

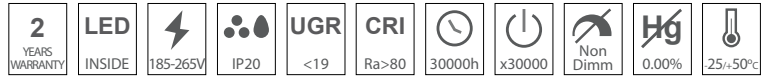


TECHNICAL SPECIFICATIONS

Power	10W
Luminous Flux	930LM
Color Temperature	3000K
CRI	80
Power Factor	>0.50
Voltage Range	185-265V
Beam Angle	36°
Protection Class	IP20
Working Temperature	-25°C/+50°C
Main Material	Aluminium



RECESSED CEILING
LED LIGHT FIXTURES



ICECUBE 10

ICECUBE is a family of non rotatable recessed spot lights, equipped with SANAN LED sources, with short height of 35mm.


They are equipped with microprismatic polycarbonate diffuser with 36° and UGR<19.

Housing of extruded aluminium electrostatically painted in sand black.

Driver is included in the package.

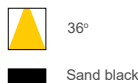
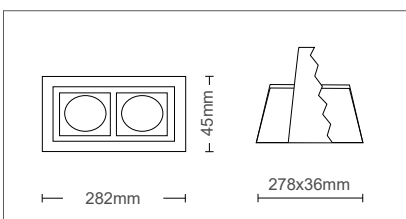
2102960 - Black color

PHOTOMETRIC DIAGRAM



TECHNICAL SPECIFICATIONS

Power	20W
Luminous Flux	1860LM
Color Temperature	3000K
CRI	80
Power Factor	>0.50
Voltage Range	185-265V
Beam Angle	36°
Protection Class	IP20
Working Temperature	-25°C/+50°C
Main Material	Aluminium



ICECUBE 20

ICECUBE is a family of non rotatable recessed spot lights, equipped with SANAN LED sources, with short height of 35mm.


They are equipped with microprismatic polycarbonate diffuser with 36° and UGR<19.

Housing of extruded aluminium electrostatically painted in sand black.

Driver is included in the package.

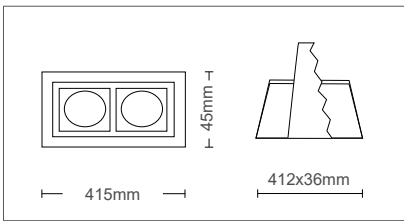
2102970 - Black color

PHOTOMETRIC DIAGRAM

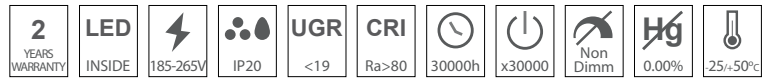


TECHNICAL SPECIFICATIONS

Power	
30W	
Luminous Flux	
2790LM	
Color Temperature	
3000K	
CRI	80
Power Factor	>0.50
Voltage Range	185-265V
Beam Angle	36°
Protection Class	IP20
Working Temperature	-25°C/+50°C
Main Material	Aluminium



RECESSED CEILING
LED LIGHT FIXTURES



ICECUBE 30

ICECUBE is a family of non rotatable recessed spot lights, equipped with SANAN LED sources, with short height of 35mm.


They are equipped with microprismatic polycarbonate diffuser with 36° and UGR<19.

Housing of extruded aluminium electrostatically painted in sand black.

Driver is included in the package.

2102980 - Black color

PHOTOMETRIC DIAGRAM

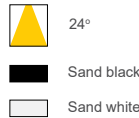
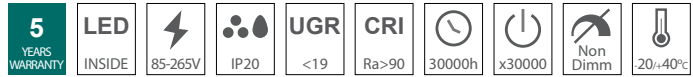
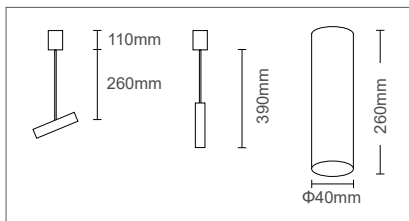




SURFACE CEILING
LED LIGHT FIXTURES

TECHNICAL SPECIFICATIONS

Power	
7W (1x7W)	
Luminous Flux	
560LM	
Color Temperature	
3000K	
CRI	90
Power Factor	>0.50
Voltage Range	85-265V
Beam Angle	24°
Protection Class	IP20
Working Temperature	-20°C/+40°C
Main Material	Aluminium



CLIMBER



CLIMBER is a family of rotatable surface spot lights equipped with BRIDGELUX LED sources.

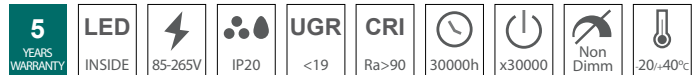
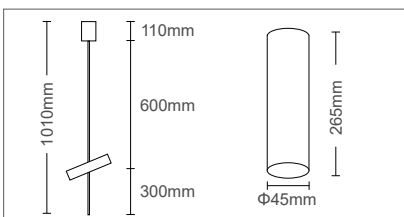
They are equipped with clear PC diffuser with 24° and UGR<19. Each spot rotating in both directions, horizontal 360° & vertical 75°.

Housing of extruded aluminium electrostatically painted in sand black & sand white. The total length is 50cm & include 1 spots 7W.

2102580 - Black color	7W	560lm	3000K
2102590 - White color	7W	560lm	3000K

TECHNICAL SPECIFICATIONS

Power	
7W (1x7W)	
Luminous Flux	
840LM	
Color Temperature	
3000K	
CRI	90
Power Factor	>0.50
Voltage Range	85-265V
Beam Angle	24°
Protection Class	IP20
Working Temperature	-20°C/+40°C
Main Material	Aluminium



CLIMBER 1



CLIMBER 1 is a family of rotatable surface spot lights equipped with BRIDGELUX LED sources.

They are equipped with clear PC diffuser with 24° and UGR<19. Each spot rotating in both directions, horizontal 360° & vertical 75°.

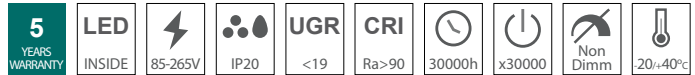
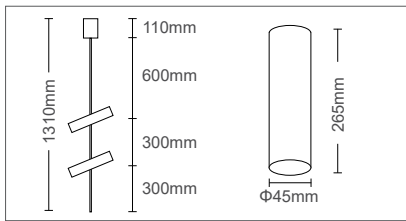
Housing of extruded aluminium electrostatically painted in sand black & sand white. The total length is 101cm & include 1 spots 7W.

2102520 - Black color	7W	560lm	3000K
2102550 - White color	7W	560lm	3000K

SURFACE CEILING
LED LIGHT FIXTURES

TECHNICAL SPECIFICATIONS

Power	
14W (2x7W)	
Luminous Flux	
1120LM	
Color Temperature	
3000K	
CRI	90
Power Factor	>0.50
Voltage Range	85-265V
Beam Angle	24°
Protection Class	IP20
Working Temperature	-20°C/+40°C
Main Material	Aluminium



CLIMBER 2



CLIMBER 2 is a family of rotatable surface spot lights equipped with BRIDGELUX LED sources.

They are equipped with clear PC diffuser with 24° and UGR<19.

Each spot rotating in both directions, horizontal 360°

& vertical 75°.

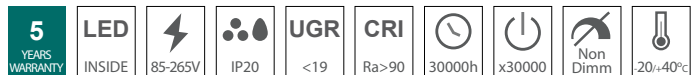
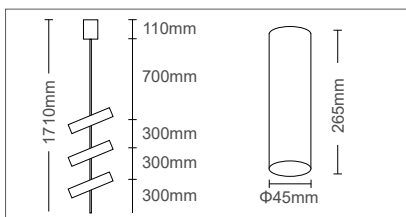
Housing of extruded aluminium electrostatically painted in sand black & sand white.

The total length is 131cm & include 2 spots by 7W each.

2102530 - Black color	14W	1120lm	3000K
2102560 - White color	14W	1120lm	3000K

TECHNICAL SPECIFICATIONS

Power	
21W (3x7W)	
Luminous Flux	
1680LM	
Color Temperature	
3000K	
CRI	90
Power Factor	>0.95
Voltage Range	85-265V
Beam Angle	24°
Protection Class	IP20
Working Temperature	-20°C/+40°C
Main Material	Aluminium



CLIMBER 3



CLIMBER 3 is a family of rotatable surface spot lights equipped with BRIDGELUX LED sources.

They are equipped with clear PC diffuser with 24° and UGR<19.

Each spot rotating in both directions, horizontal 360°

& vertical 75°.

Housing of extruded aluminium electrostatically painted in sand black & sand white.


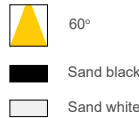
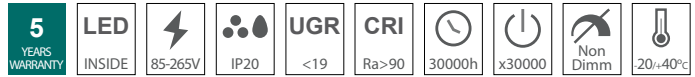
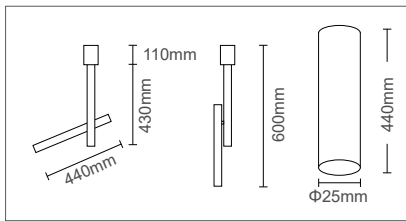
The total length is 171cm & include 3 spots by 7W each.

2102540 - Black color	21W	1680lm	3000K
2102570 - White color	21W	1680lm	3000K

SURFACE CEILING
LED LIGHT FIXTURES

TECHNICAL SPECIFICATIONS

Power	10W (2x5W)
Luminous Flux	800LM
Color Temperature	3000K
CRI	90
Power Factor	>0.50
Voltage Range	85-265V
Beam Angle	60°
Protection Class	IP20
Working Temperature	-20°C/+40°C
Main Material	Aluminium



ACROBAT



ACROBAT is a family of rotatable surface spot lights equipped with BRIDGELUX LED sources.

They are equipped with clear PC diffuser with 60° and UGR<19.

One spot rotating vertical 360°.

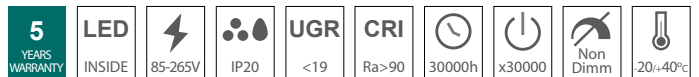
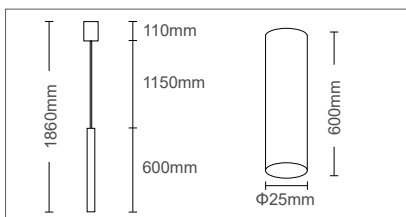
Housing of extruded aluminium electrostatically painted in sand black & sand white.

The total length is 60cm & include 2 spots 5W each.

2102600 - Black color	10W	1200lm	3000K
2102610 - White color	10W	1200lm	3000K

TECHNICAL SPECIFICATIONS

Power	5W
Luminous Flux	400LM
Color Temperature	3000K
CRI	90
Power Factor	>0,50
Voltage Range	85-265V
Beam Angle	24°
Protection Class	IP20
Working Temperature	-20°C/+40°C
Main Material	Aluminium



VERTO



VERTO is a family of pendant surface spot lights equipped with BRIDGELUX LED sources.

They are equipped with clear PC diffuser with 24° and UGR<19.

Housing of extruded aluminium electrostatically painted in sand black & sand white.

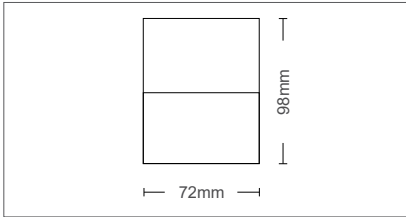
The total length of the fixture is 1860mm and the length of the cable is adjustable.

2102620 - Black color	5W	600lm	3000K
2102630 - White color	5W	600lm	3000K


SURFACE CEILING
LED LIGHT FIXTURES

GENERAL INFORMATION

LAZY is a rotatable & surface led spot lights family, equipped with SANAN LED sources. They are equipped with microprismatic diffuser with 24° and UGR<19. It is adjustable in 2 axis, vertical rotating 0-90° and horizontal rotating 0-359°. Housing of aluminum board electrostatically painted with sandblasted finishing in sand black & sand white.



PHOTOMETRIC DIAGRAM



2 YEARS WARRANTY	LED INSIDE	185-265V	IP20	UGR <19	CRI Ra>80	30000h	x30000	Non Dimm	25/+50°C
------------------	------------	----------	------	---------	-----------	--------	--------	----------	----------

- 24°
- Sand black
- Sand white

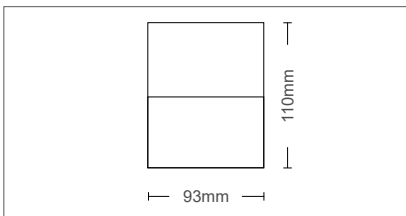


LAZY 10


2102860 - Black color	2102880 - White color	10W	930lm	3000K
2102870 - Black color	2102890 - White color	10W	950lm	4000K

GENERAL INFORMATION

LAZY is a rotatable & surface led spot lights family, equipped with SANAN LED sources. They are equipped with microprismatic diffuser with 24° and UGR<19. It is adjustable in 2 axis, vertical rotating 0-90° and horizontal rotating 0-359°. Housing of aluminum board electrostatically painted with sandblasted finishing in sand black & sand white.



PHOTOMETRIC DIAGRAM



2 YEARS WARRANTY	LED INSIDE	185-265V	IP20	UGR <19	CRI Ra>80	30000h	x30000	Non Dimm	25/+50°C
------------------	------------	----------	------	---------	-----------	--------	--------	----------	----------

- 24°
- Sand black
- Sand white



LAZY 20

2102900 - Black color	2102920 - White color	20W	1860lm	3000K
2102910 - Black color	2102930 - White color	20W	1900lm	4000K

5

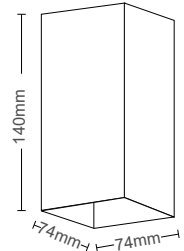
CEILING SPOTS

**SURFACE &
RECESSED SPOTS**



- Sand black
- Sand white

FINO S is a single square surface ceiling spot lighting fixture family operating with 1xLED bulb (not included), PAR16 type, GU10 socket.
 They are intended for interior use.
 Base for ceiling mounting of aluminium.
 Fixing on the base with all necessary accessories.
 Housing of die-cast aluminum, electrostatically painted with sandblasted finishing in 2 colors, sand white & sand black.
 There are 2 different variants on the reflectors color, mat gold and black mat.



FINO S



2026950 - White body & white reflector

2026960 - White body & golden reflector

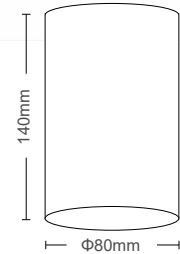
2026930 - White body & black reflector

2026940 - Black body & black reflector



- Sand black
- Sand white

FINO R is a single round surface ceiling spot lighting fixture family operating with 1xLED bulb (not included), PAR16 type, GU10 socket.
 They are intended for interior use.
 Base for ceiling mounting of aluminium.
 Fixing on the base with all necessary accessories.
 Housing of die-cast aluminum, electrostatically painted with sandblasted finishing in 2 colors, sand white & sand black.
 There are 2 different variants on the reflectors color, mat gold and black mat.



FINO R



2026900 - White body & white reflector	2026890 - Black body & black reflector
2026910 - White body & golden reflector	2026920 - Black body & golden reflector

GENERAL INFORMATION

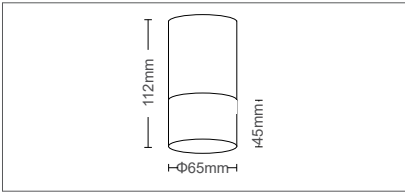
DONNA AS is a single surface ceiling spot lighting fixture operating with 1xLED bulb (not included), PAR16 type, GU10 socket.

Is intended for interior use.

Base for ceiling mounting of aluminium.

Fixing on the base without screws, by rotating and clicking.

Housing of die-cast aluminium, electrostatically painted with sandblasted finishing in 2 colors, sand white & sand black with PVC reflector.



2012830 - White body

2012840 - Black body

GENERAL INFORMATION

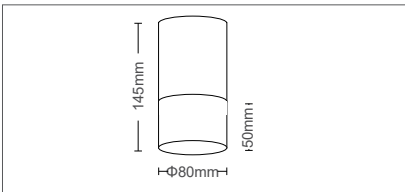
DONNA AB is a single surface ceiling spot lighting fixture operating with 1xLED bulb (not included), PAR16 type, GU10 socket.

Is intended for interior use.

Base for ceiling mounting of aluminium.

Fixing on the base without screws, by rotating and clicking.

Housing of die-cast aluminium, electrostatically painted with sandblasted finishing in 2 colors, sand white & sand black with PVC reflector.



2012850 - White body

2012860 - Black body

GENERAL INFORMATION

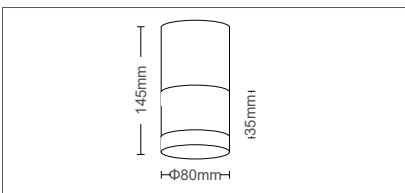
DONNA BB is a single surface ceiling spot lighting fixture operating with 1xLED bulb (not included), PAR16 type, GU10 socket.

Is intended for interior use.

Base for ceiling mounting of aluminium.

Fixing on the base without screws, by rotating and clicking.

Housing of die-cast aluminium, electrostatically painted with sandblasted finishing in 2 colors, sand white & sand black with PVC reflector.



2012870 - White body

2012880 - Black body

CEILING SURFACE
SPOT FIXTURES



DONNA AS



DONNA AB



DONNA BB

GENERAL INFORMATION

ELCHE 1 is a single adjustable recessed ceiling spot lighting fixture operating with 1xLED bulb (not included), PAR16 type, GU10 socket. Is intended for interior use.

Base for ceiling mounting of aluminium.

Fixing on the base with all necessary accessories.

Housing of die-cast aluminum, electrostatically painted with sandblasted finishing in 2 colors, sand white & sand black.



2102770 - White body

2102760 - Black body

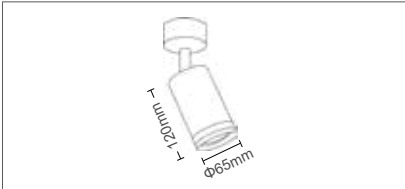
GENERAL INFORMATION

ELCHE 2 is a single adjustable surface ceiling spot lighting fixture operating with 1xLED bulb (not included), PAR16 type, GU10 socket. Is intended for interior use.

Base for ceiling mounting of aluminium.

Fixing on the base with all necessary accessories.

Housing of die-cast aluminum, electrostatically painted with sandblasted finishing in 2 colors, sand white & sand black.



2102780 - White body

2102790 - Black body

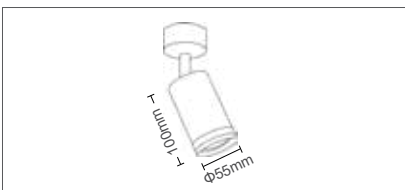
GENERAL INFORMATION

LUMO C is a single adjustable surface ceiling spot lighting fixture operating with 1xLED bulb (not included), PAR16 type, GU10 socket. Is intended for interior use.

Base for ceiling mounting of aluminium.

Fixing on the base with all necessary accessories.

Housing of die-cast aluminum, electrostatically painted with sandblasted finishing in 2 colors, sand white & sand black.



2101920 - White body

2101930 - Black body



■ Sand black
□ Sand white

ELCHE 1



■ Sand black
□ Sand white

ELCHE 2



■ Sand black
□ Sand white

LUMO C

CEILING SURFACE
SPOT FIXTURES

GENERAL INFORMATION

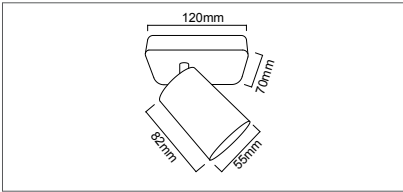
LUGO 1 is a single adjustable surface ceiling spot lighting fixture operating with 1xLED bulb (not included), PAR16 type, GU10 socket.

Is intended for interior use.

Base for ceiling mounting of aluminium.

Fixing on the base with all necessary accessories.

Housing of die-cast aluminum, electrostatically painted with sandblasted finishing in 2 colors, sand white & sand black.



2102320 - White body

2102310 - Black body



LUGO 1

GENERAL INFORMATION

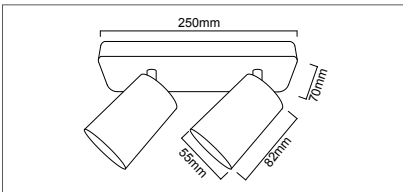
LUGO 2 is a double adjustable surface ceiling spot lighting fixture operating with 2xLED bulbs (not included), PAR16 type, GU10 socket.

Is intended for interior use.

Base for ceiling mounting of aluminium.

Fixing on the base with all necessary accessories.

Housing of die-cast aluminum, electrostatically painted with sandblasted finishing in 2 colors, sand white & sand black.



2102340 - White body

2102330 - Black body



LUGO 2

GENERAL INFORMATION

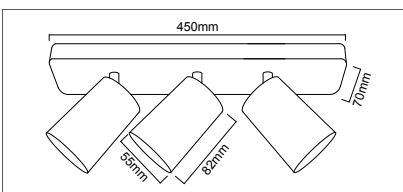
LUGO 3 is a triple adjustable surface ceiling spot lighting fixture operating with 3xLED bulbs (not included), PAR16 type, GU10 socket.

Is intended for interior use.

Base for ceiling mounting of aluminium.

Fixing on the base with all necessary accessories.

Housing of die-cast aluminum, electrostatically painted with sandblasted finishing in 2 colors, sand white & sand black.



2102360 - White body

2102350 - Black body



LUGO 3



GENERAL INFORMATION

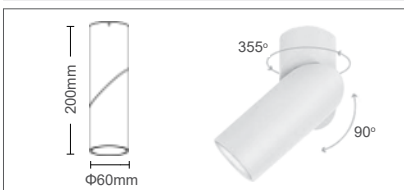
HUESCA is a single adjustable surface ceiling spot lighting fixture operating with 1xLED bulb (not included), PAR16 type, GU10 socket.

Is intended for interior use.

Base for ceiling mounting of aluminium.

Fixing on the base with all necessary accessories.

Housing of die-cast aluminum, electrostatically painted with sandblasted finishing in 2 colors, sand white & sand black.



GU10 lampholder included in the package



- Sand black
- Sand white

2102830 - White body

2102820 - Black body

HUESCA

GENERAL INFORMATION

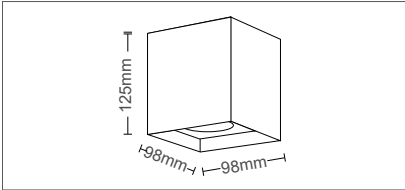
ELDA 1 is a single square adjustable surface ceiling spot lighting fixture operating with 1xLED bulb (not included), PAR16 type, GU10 socket.

Is intended for interior use.

Base for ceiling mounting of aluminium.

Fixing on the base with all necessary accessories.

Housing of die-cast aluminum, electrostatically painted with sandblasted finishing in 2 colors, sand white & sand black.



2103000 - White body

2103010 - Black body

GENERAL INFORMATION

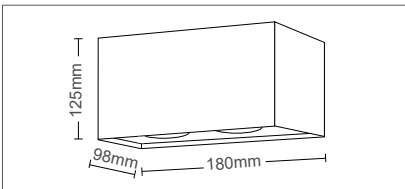
ELDA 2 is a double adjustable surface ceiling spot lighting fixture operating with 2xLED bulbs (not included), PAR16 type, GU10 socket.

Is intended for interior use.

Base for ceiling mounting of aluminium.

Fixing on the base with all necessary accessories.

Housing of die-cast aluminum, electrostatically painted with sandblasted finishing in 2 colors, sand white & sand black.



2103020 - White body

2103030 - Black body



ELDA 1



ELDA 2

GENERAL INFORMATION

OLA S00 is a single surface ceiling spot lighting fixture, operating with 1xLED bulb (not included), PAR16 type, GU10 socket.

Is intended for interior use.

Fixing on the base with all necessary accessories by rotating and clicking.

Housing of die-cast aluminum, electrostatically painted with sandblasted finishing in 2 colors, sand white & sand black.

There are 3 different variants on the reflectors color, white mat, black mat & copper mat.



OLA S00

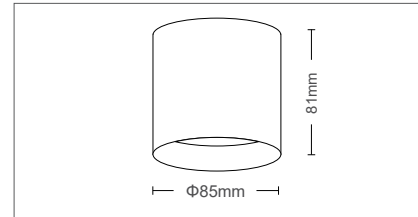


2012640 - White body & white reflector

2012650 - Black body & black reflector

2012630 - White body & black reflector

2012660 - Black body & copper reflector



GENERAL INFORMATION

HOLA is a single surface ceiling spot lighting fixture operating with 1xLED bulb (not included), PAR16 type, GU10 socket.

Is intended for interior use.

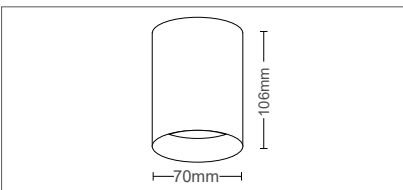
Base for ceiling mounting of aluminium.

Fixing on the base with all necessary accessories by rotating and clicking.

Housing of die-cast aluminum, electrostatically painted with sandblasted finishing in 2 colors, sand white & sand black.



■ Sand black
□ Sand white



2102840 - Black body

2102850 - White body

HOLA

CEILING RECESSED
SPOT FIXTURES

GENERAL INFORMATION

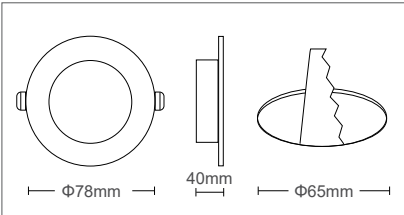
DONNA 10 is a single recessed ceiling spot lighting fixture operating with 1xLED bulb (not included), PAR16 type, GU10 socket.

Is intended for interior use.

GU10 lampholder included in the package.

Housing of die-cast aluminum, electrostatically painted with sandblasted finishing in sand white.

PC reflector with special UV anti-yellow coating to prevent change of the color.



GU10 lampholder included in the package



2012760 - transparent body



□ Sand white

DONNA 10

GENERAL INFORMATION

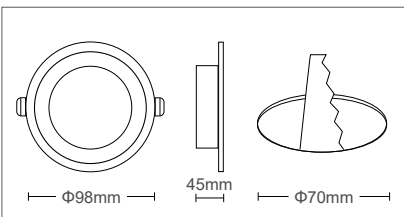
DONNA 11 is a single recessed ceiling spot lighting fixture operating with 1xLED bulb (not included), PAR16 type, GU10 socket.

Is intended for interior use.

GU10 lampholder included in the package.

Housing of die-cast aluminum, electrostatically painted with sandblasted finishing in 2 colors, sand white & sand black.

PC reflector with special UV anti-yellow coating to prevent change of the color.



GU10 lampholder included in the package



2012770 - White body

2012780 - Black body



■ Sand black

□ Sand white

DONNA 11

GENERAL INFORMATION

DONNA 01 is a single recessed ceiling spot lighting fixture operating with 1xLED bulb (not included), PAR16 type, GU10 socket.

Is intended for interior use.

GU10 lampholder included in the package.


Housing of die-cast aluminum, electrostatically painted with sandblasted finishing in 3 colors, sand white, sand black & silver mat.

PC reflector with special UV anti-yellow coating to prevent change of the color.



DONNA 01

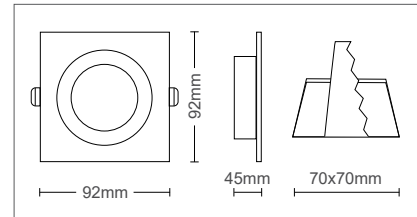
- Sand black
- Silver mat
- Sand white



2012790 - White body

2012810 - Silver body

2012800 - Black body



GENERAL INFORMATION

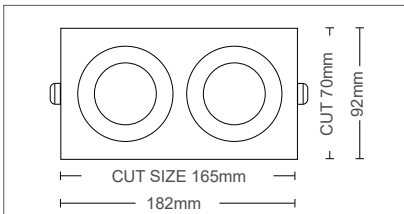
DONNA 01D is a double rectangle recessed ceiling spot lighting fixture operating with 1xLED bulbs (not included), PAR16 type, GU10 socket.

Is intended for interior use.

GU10 lampholder included in the package.

Housing of die-cast aluminum, electrostatically painted with sandblasted finishing in sand white.

PC reflector with special UV anti-yellow coating to prevent change of the color.



GU10 lampholder included in the package



- Sand white

DONNA 01D

2012820 - White body

GENERAL INFORMATION

PALACE is a single recessed ceiling spot lighting fixture family operating with, 1xLED bulb (not included), MR16 type, G5.3 socket. They are intended for interior use. MR16 lampholder included in the package. Housing of aluminum & painted glass. Available in 3 different colors, chrome, black & copper.



PALACE 01

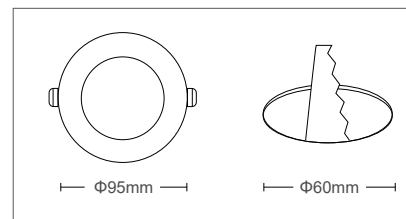
-  Chrome
-  Black
-  Copper



2012100 - Chrome

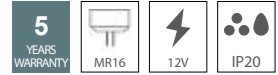
2012110 - Black

2012120 - Copper



GENERAL INFORMATION

CRYSTAL is a single recessed ceiling spot lighting fixture family operating with 1xLED bulb (not included), MR16 type, G5.3 socket. They are intended for interior use. MR16 lampholder included in the package. Housing of aluminum & glass. Available in 3 different shapes, round, ellipse & square.



CRYSTAL R/E/S

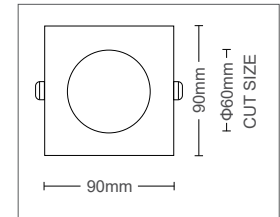
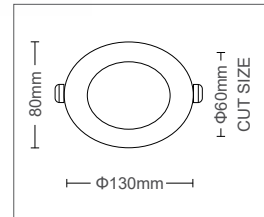
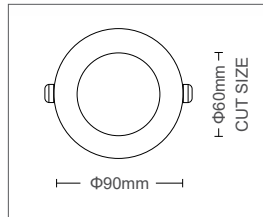


2012060 - Crystal R (Round)

2012080 - Crystal E (Ellipse)

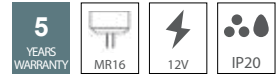
2012070 - Crystal S (Square)

MR16 lampholder included in the package



GENERAL INFORMATION

PALACE is a single recessed ceiling spot lighting fixture family operating with 1xLED bulb (not included), MR16 type, G5.3 socket. They are intended for interior use. MR16 lampholder included in the package. Housing of aluminum & embossed glass. Available in 2 different shapes, round & square.



PALACE 02/03

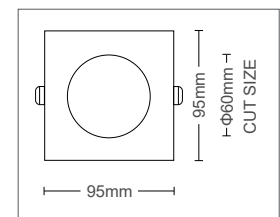
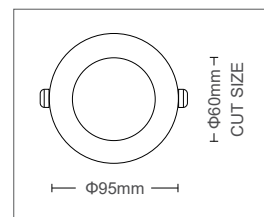
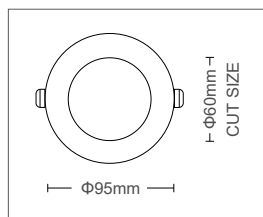


2012140 - Palace 02 (Round)

2012150 - Palace 03 (Ellipse)

2012130 - Palace 02 (Square)

MR16 lampholder included in the package



GENERAL INFORMATION

METALLICA R is a single round recessed ceiling spot lighting fixture family operating with, 1xLED bulb (not included), PAR16 type, GU10 socket.

They are intended for interior use.

GU10 lampholder included in the package.

Housing of die-cast aluminum, electrostatically painted with sandblasted finishing in, white mat, black mat, inox mat & chrome.



METALLICA R

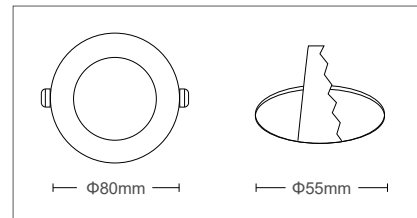


2012900 - White mat

2012910 - Black mat

2012920 - Nickel mat

2012930 - Chrome



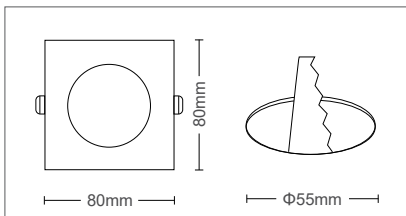
GENERAL INFORMATION

METALLICA S is a single square recessed ceiling spot lighting fixture family operating with, 1xLED bulb (not included), PAR16 type, GU10 socket.

Is intended for interior use.

GU10 lampholder included in the package.

Housing of die-cast aluminum, electrostatically painted with sandblasted finishing in, black mat & inox mat.



GU10 lampholder included in the package



2012940 - Black mat

2012950 - Nickel mat

METALLICA S

GENERAL INFORMATION

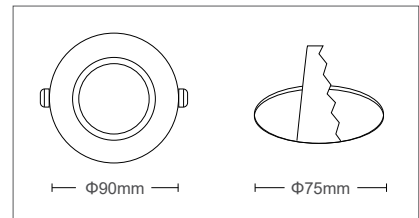
OLA D is a single recessed ceiling spot lighting fixture family operating with, 1xLED bulb (not included), PAR16 type, GU10 socket. They are intended for interior use. GU10 lampholder included in the package. Housing of die-cast aluminum, electrostatically painted with sandblasted finishing in, white mat with white and black reflectors, black mat with white and black reflectors, black mat with black and shiny gold reflectors.



OLA D



- 2012550 - White with white mat reflector
- 2012540 - White with black mat reflector
- 2012560 - Black with black mat reflector
- 2012570 - Black with shiny gold reflector



GENERAL INFORMATION

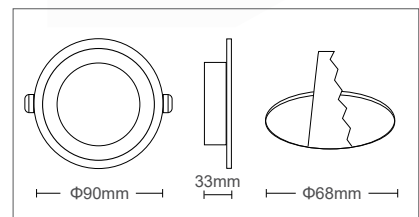
OLA E is a single recessed ceiling spot lighting fixture family operating with, 1xLED bulb (not included), PAR16 type, GU10 socket. Is intended for interior use. GU10 lampholder included in the package. Housing of die-cast aluminum, electrostatically painted with sandblasted finishing in, white mat with white reflector, black mat with black reflector and white mat with black mat reflector.



OLA E



- 2012590 - White body & white reflector
- 2012580 - Black body & black reflector
- 2012600 - White body & black reflector



CEILING RECESSED
SPOT FIXTURES

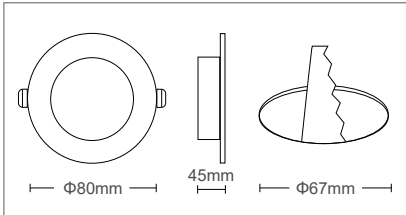
GENERAL INFORMATION

DONNA X1 is a single recessed ceiling spot lighting fixture operating with, 1xLED bulb (not included), PAR16 type, GU10 socket.

Is intended for interior use.

GU10 lampholder included in the package.

Housing of die-cast aluminum, electrostatically painted with sandblasted finishing in, sand white & sand black.



GU10 lampholder included in the package



2012730 - White body

2012720 - Black body



DONNA X1

GENERAL INFORMATION

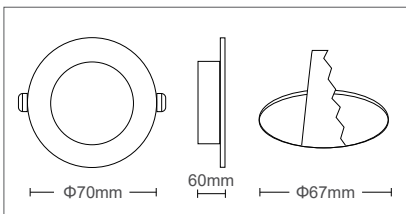
DONNA X2 is a single recessed ceiling spot lighting fixture operating with, 1xLED bulb (not included), PAR16 type, GU10 socket.

Is intended for interior use.

GU10 lampholder included in the package.

Housing of die-cast aluminum, electrostatically painted with sandblasted finishing in, sand white & sand black.

PC reflector with special UV anti-yellow coating to prevent change of the color.



GU10 lampholder included in the package



2012750 - White body

2012740 - Black body

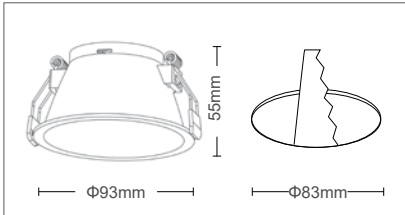


DONNA X2

CEILING RECESSED
SPOT FIXTURES

GENERAL INFORMATION

PLASY 1 is a single round recessed ceiling spot lighting fixture operating with, 1xLED bulb (not included), PAR16 type, GU10 socket. Is intended for interior use.
GU10 lampholder included in the package.
Housing of PC, painted in, sand white & sand black.
A special UV anti-yellow coating is applied to prevent change of the color.



- 2026970 - White body
- 2026980 - Black body

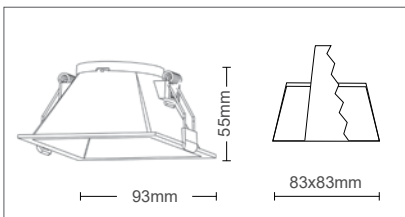


- Sand black
- Sand white

PLASY R

GENERAL INFORMATION

PLASY 2 is a single square recessed ceiling spot lighting fixture operating with, 1xLED bulb (not included), PAR16 type, GU10 socket. Is intended for interior use.
GU10 lampholder included in the package.
Housing of PC, painted in, sand white & sand black.
A special UV anti-yellow coating is applied to prevent change of the color.



- 2026990 - White body
- 2027000 - Black body



- Sand black
- Sand white

PLASY S

GENERAL INFORMATION

LUMO W is a single surface wall spot lighting fixture operating with, 1xLED bulb (not included), PAR16 type, GU10 socket.

They are intended for interior use.

Housing of die-cast aluminum, electrostatically painted with sandblasted finishing in, sand white & sand black.

360° horizontal adjustable beam lighting & 90° vertical.

Built in switch on/off.



LUMO W

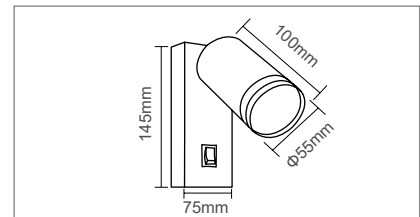
- Sand black
- Sand white



2101900 - White body

2101910 - Black body

2102250 - Black body with PVC ring



GENERAL INFORMATION

LUMO P is a single pendant ceiling spot lighting fixture operating with, 1xLED bulb (not included), PAR16 type, GU10 socket.

Is intended for interior use.


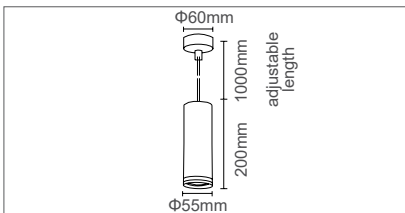
Base for ceiling mounting of aluminium.

Housing of aluminium, electrostatically painted with sandblasted finishing in sand black color.

Cable length of 1000mm which is adjustable .



- Sand black



2102300 - Black body with PVC ring



LUMO P

GENERAL INFORMATION

ESTELLE is a single ceiling pendant lighting fixture family operating with, 1xLED bulb (not included), E27 socket.

Base for ceiling mounting of aluminium with diameter of 75mm.

Housing of metal sheet, electrostatically painted with sandblasted finishing in various colors.

Fabric cable with length of 1000mm which is adjustable.



ESTELLE



ESTELLE C



ESTELLE A



ESTELLE D119G



ESTELLE B

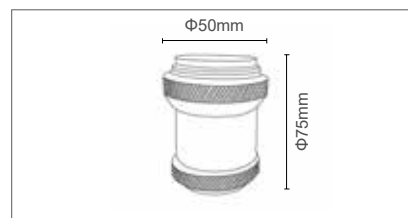


ESTELLE D124Z



ESTELLE D124C

7320170	ESTELLE C - Black body - Gold lampholder - Black fabric cable
7320150	ESTELLE A - Bronze body - Bronze lampholder - Brown fabric cable
7320220	ESTELLE D119G - Roze Gold body - Roze Gold lampholder - Black fabric cable
7320160	ESTELLE B - Copper Antique body - Copper Antique lampholder - Brown fabric cable
7320260	ESTELLE D124Z - Shiny Black body - Black lampholder - Black fabric cable
7320180	ESTELLE D124C - Chrome body - Chrome lampholder - Silver fabric cable

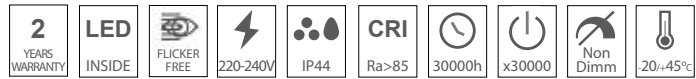


2024
lighting
electrical
catalog

GENERAL INFORMATION

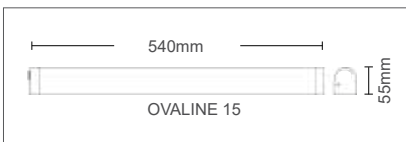
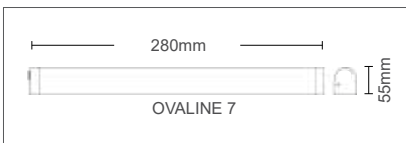
OVALINE is a waterproof bathroom lighting fixture, equipped with backlit technology of SANAN LED sources.
Painted with sandblasted finishing in sand white.
Body and Difusser made by PC.

**BATHROOM
LED LIGHTS**



160°

Nickel mat

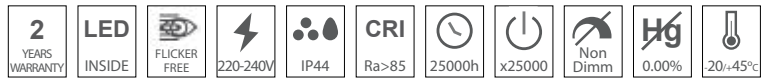


OVALINE

3310670 - Nickel mat	7W	665lm	4000K
3310680 - Nickel mat	14W	1400lm	4000K

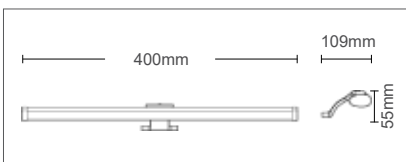
TECHNICAL SPECIFICATIONS

Power	
8W	
Luminous Flux	
800LM	
Color Temperature	
4000K	
CRI	85
Power Factor	>0.70
Voltage Range	220-240V
Beam Angle	120°
Protection Class	IP44
Working Temperature	-20°C/+45°C



120°

Chrome



ADELLA

ADELLA is a waterproof bathroom lighting fixture, equipped with backlit technology of SANAN LED sources.
Painted with sandblasted finishing in chrome.
Body and Difusser made by PC.
It is intended to be installed on the top of the furnitures and not on the mirror or the wall.

2110290 - Chrome

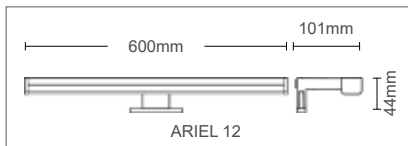
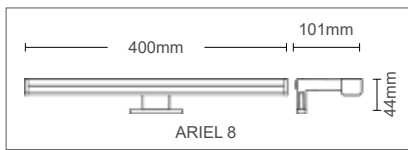
GENERAL INFORMATION

ARIEL is a waterproof bathroom lighting fixture, equipped with backlit technology of SANAN LED sources.

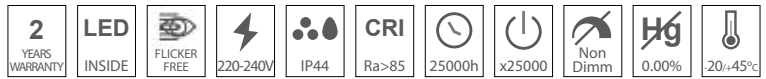
Painted with sandblasted finishing in silver mat & sand black.

Body and Difusser made by PC.

3 ways of installation: a) on the mirror, b) on the furniture, c) on the wall. For all three different ways of installation the necessary accessories are included in the package.



**BATHROOM
LED LIGHTS**



120°

- Sand black
- Nickel mat

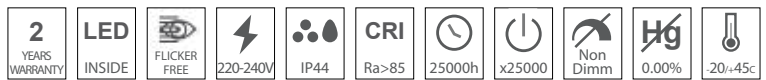
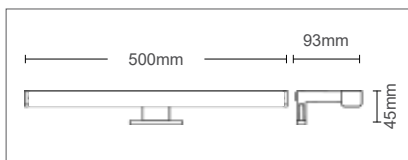


ARIEL

2110250 - Nickel mat	8W	680lm	4000K
2110260 - Black color	8W	680lm	4000K
2110270 - Nickel mat	12W	1080lm	4000K
2110280 - Black color	12W	1080lm	4000K

TECHNICAL SPECIFICATIONS

Power	
7W	
Luminous Flux	
750LM	
Color Temperature	
4000K	
CRI	85
Power Factor	>0.50
Voltage Range	220-240V
Beam Angle	140°
Protection Class	IP44
Working Temperature	-20°C/+45°C



140°

- Chrome



CALYPSO

CALYPSO is a waterproof bathroom lighting fixture, equipped with backlit technology of SANAN LED sources.

Painted with sandblasted finishing in chrome. Body and Difusser made by PC.

It is intended to be installed on the top of the furnitures and on the mirror, not on the wall.

2110360 - Chrome

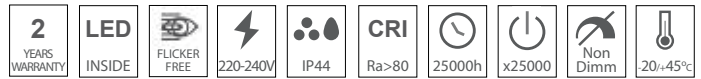
GENERAL INFORMATION

ARISTA is a waterproof bathroom lighting fixture, equipped with backlit technology of SANAN LED sources.

Body and Difusser made by PC.

On the side of the fixture there is a switch ON/OFF which gives the option to switch the light ON or OFF without the use of a central switch.

**BATHROOM
LED LIGHTS**



120°

Sand white



ARISTA

2110320 - White color	7W	700lm	4000K
2110330 - White color	15W	1500lm	4000K

GENERAL INFORMATION

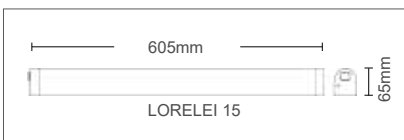
LORELEI is a waterproof bathroom lighting fixture, equipped with backlit technology of SANAN LED sources.

Body and Difusser made by PC



120°

Chrome

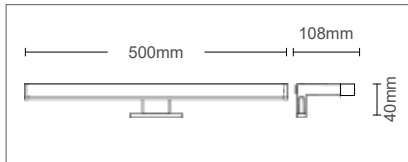


LORELEI

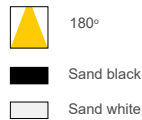
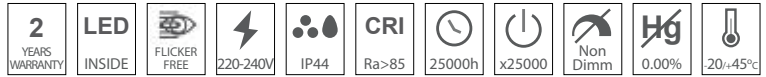
2110300 - Chrome	8W	800lm	4000K
2110310 - Chrome	15W	1500lm	4000K

TECHNICAL SPECIFICATIONS

Power	7W
Luminous Flux	630LM
Color Temperature	4000K
CRI	85
Power Factor	>0.50
Voltage Range	220-240V
Beam Angle	180°
Protection Class	IP44
Working Temperature	-20°C/+45°C



**BATHROOM
LED LIGHTS**



CORDELIA

CORDELIA is a waterproof bathroom lighting fixture, equipped with backlit technology of SANAN LED sources.

Painted with sandblasted finishing in sand white & sand black.

Body and Difusser made by PC.

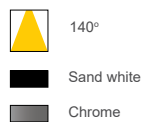
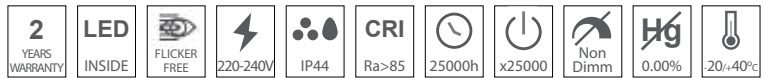
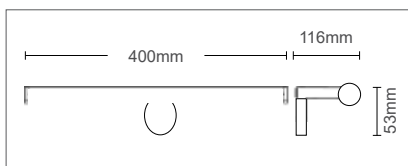
It is intended to be installed on the top of the furnitures and on the mirror, not on the wall.

2110370 - White color

2110380 - Black color

TECHNICAL SPECIFICATIONS

Power	6W
Luminous Flux	600LM
Color Temperature	4000K
CRI	85
Power Factor	>0.50
Voltage Range	220-240V
Beam Angle	140°
Protection Class	IP44
Working Temperature	-20°C/+45°C



MENTA

MENTA is a waterproof bathroom lighting fixture, equipped with backlit technology of SANAN LED sources.

Painted with sandblasted finishing in sand white & chrome.

Body and Difusser made by PC.

3 ways of installation: a) on the mirror, b) on the furniture, c) on the wall. For all three different ways of installation the necessary accessories are included in the package.

2110350 - White color

2110340 - Chrome

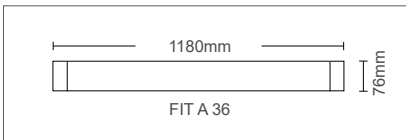
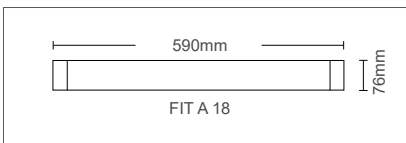

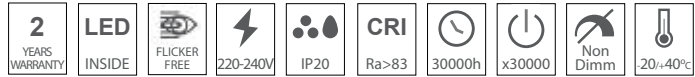
GENERAL INFORMATION

FIT A is a linear cabinet lighting fixture, equipped with backlit technology of SANAN LED sources.

Housing of aluminum board & metal sheet electrostatically painted with sandblasted finishing in white.

Difusser made by PC.

UNDER CABINET LED LIGHTS



FIT A

2313370 - White color	18W	1800lm	4000K
2313380 - White color	18W	1836lm	6400K
2313350 - White color	36W	3600lm	4000K
2313360 - White color	36W	3672lm	6400K

GENERAL INFORMATION

LEDLINE P is a linear under cabinet lighting fixture, equipped with backlit technology of SANAN LED sources.

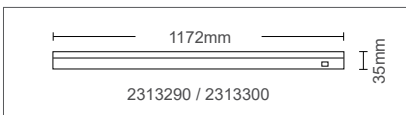
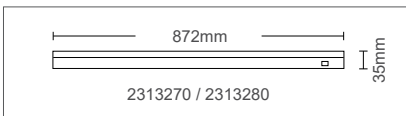
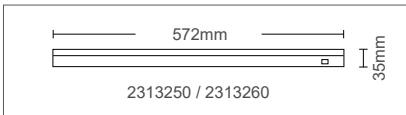
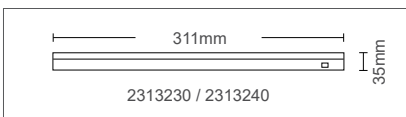
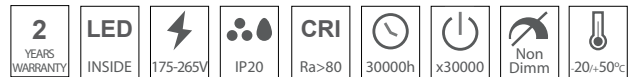
Housing of aluminum board painted white.

Difusser made by PC.

All models are equipped with ON/OFF switch.

A flexible 2pin connector and a plug with cable of 0.8m are included in the package.

Can be interconnected: 30cm & 60cm up to 10pcs with one power supply, 90cm & 120cm up to 6pcs with one power supply.



LEDLINE P

2313230 - White color	4W	408lm	4000K
2313240 - White color	4W	416lm	6000K
2313250 - White color	8W	816lm	4000K
2313260 - White color	8W	832lm	6000K
2313270 - White color	12W	1080lm	4000K
2313280 - White color	12W	1128lm	6000K
2313290 - White color	16W	1536lm	4000K
2313300 - White color	16W	1568lm	6000K

7

LED STRIPS

**LED STRIPS, TRANSFORMERS,
CONTROLLERS & PROFILES**

GENERAL INFORMATION

STRIPLED is a family of double PCB Flexible LED strips (SMD 2835, 60 LED/m), available with monochromatic color temperature, warm white, neutral white or cool white & colorful, red, green, blue, non waterproof (IP20).

Total length of the roll is 5m.

Power supply cable at each side,

For better results and avoid voltage reduction is recommended to connect both edges of the strip to electricity.

Sectionable every 50mm or multiple of this size.

5530130	3.6W/m	330lm/m	3000K
5530135	3.6W/m	330lm/m	4000K
5530140	3.6W/m	330lm/m	6000K

FLEXIBLE LED STRIPS



STRIPLED A 3.6W

GENERAL INFORMATION

STRIPLED PLUS is an advanced double PCB Flexible LED strips (SMD 2835, 120 LED/m), available with monochromatic color temperature, warm white, neutral white or cool white, non waterproof (IP20).

Total length of the roll is 5m.


Power supply cable at each side,

Voltage loss after 5m is no more than 5-8%.

3M adhesive tape is used for better bonding results with surfaces.

Sectionable every 50mm or multiple of this size.

5501191	9.6W/m	960lm/m	3000K
5501196	9.6W/m	960lm/m	4000K
5501201	9.6W/m	960lm/m	6000K



STRIPLED PLUS 9.6W

GENERAL INFORMATION

STRIPLED PLUS is an advanced double PCB Flexible LED strips (SMD 2835, 180 LED/m), available with monochromatic color temperature, warm white, neutral white or cool white, non waterproof (IP20).

Total length of the roll is 5m.

Power supply cable at each side,

Voltage loss after 5m is no more than 5-8%.

3M adhesive tape is used for better bonding results with surfaces.

Sectionable every 50mm or multiple of this size.

5540420	18W/m	1840lm/m	3000K
5540430	18W/m	1840lm/m	4000K
5540440	18W/m	1840lm/m	6000K



STRIPLED PLUS 18W

GENERAL INFORMATION

STRIPIED PLUS 7.2W is a double PCB Flexible LED strips (SMD 5050, 30 LED/m), available with multichromatic color temperature, RGB, non waterproof (IP20). Total length of the roll is 5m.

Power supply cable at each side, 3M adhesive tape is used for better bonding results with surfaces.

Sectionable every 50mm or multiple of this size.

5501510 7.2W/m 390lm/m RGB

FLEXIBLE LED STRIPS



STRIPIED PLUS RGB

GENERAL INFORMATION

STRIPIED PLUS 14.4W is an advanced double PCB Flexible LED strips (SMD 5050, 60 LED/m), available with multichromatic color temperature, RGB, non waterproof (IP20). Total length of the roll is 5m.

Power supply cable at each side, 3M adhesive tape is used for better bonding results with surfaces.

Sectionable every 50mm or multiple of this size.

5501670 14.4W/m 600lm/m RGB



STRIPIED PLUS RGB


GENERAL INFORMATION

STRIPIED PLUS 4 in 1 is an advanced double PCB Flexible LED strips (SMD 5050 4 in 1, 60 LED/m), available with monochromatic color temperature, neutral white (4000K) & multichromatic color temperature, RGB, non waterproof (IP20). Total length of the roll is 5m.

Power supply cable at each side, 3M adhesive tape is used for better bonding results with surfaces.

Sectionable every 50mm or multiple of this size.

5540450 14.4W/m 1470lm/m RGBNW



STRIPIED PLUS 4IN1 RGBNW

FLEXIBLE LED STRIPS

GENERAL INFORMATION

STRIPLED is a family of double PCB Flexible LED strips (SMD 2835, 60 LED/m), available with monochromatic color temperature, warm white, neutral white or cool white & colorful, red, green, blue, non waterproof (IP20).

Total length of the roll is 5m.

Power supply cable at each side.

For better results and avoid voltage reduction is recommended to connect both edges of the strip to electricity.

Sectionable every 50mm or multiple of this size.



5540800	3.6W/m	360lm/m	3000K
5540810	3.6W/m	360lm/m	4000K
5540820	3.6W/m	360lm/m	6500K

STRIPLED A 3.6W

GENERAL INFORMATION

STRIPLED PLUS is an advanced double PCB Flexible LED strips (SMD 2835, 120 LED/m), available with monochromatic color temperature, warm white, neutral white or cool white, non waterproof (IP20).

Total length of the roll is 5m.

Power supply cable at each side.

Voltage loss after 5m is no more than 5-8%.

3M adhesive tape is used for better bonding results with surfaces .

Sectionable every 50mm or multiple of this size.



5540460	9.6W/m	960lm/m	3000K
5540470	9.6W/m	960lm/m	4000K
5540480	9.6W/m	960lm/m	6000K

STRIPLED PLUS 9.6W

GENERAL INFORMATION

STRIPLED PLUS is an advanced double PCB Flexible LED strips (SMD 2835, 180 LED/m), available with monochromatic color temperature, warm white, neutral white or cool white, non waterproof (IP20).

Total length of the roll is 5m.

Power supply cable at each side.

Voltage loss after 5m is no more than 5-8%.

3M adhesive tape is used for better bonding results with surfaces .

Sectionable every 50mm or multiple of this size.



5540620	18W/m	1840lm/m	3000K
5540630	18W/m	1840lm/m	4000K
5540640	18W/m	1840lm/m	6000K

STRIPLED PLUS 18W

FLEXIBLE LED STRIPS


GENERAL INFORMATION

STRIPIED PLUS 14.4W is an advanced double PCB Flexible LED strips (SMD 5050, 60 LED/m), available with multichromatic color temperature, RGB, non waterproof (IP20). Total length of the roll is 5m.

Power supply cable at each side,

For better results and avoid voltage reduction 3M adhesive tape is used for better bonding results with surfaces.

Sectionable every 50mm or multiple of this size.



5540500 14.4W/m 600lm/m RGB

STRIPIED PLUS RGB


GENERAL INFORMATION

STRIPIED PLUS 4 in 1 is an advanced double PCB Flexible LED strips (SMD 5050 4 in 1, 60 LED/m), available with monochromatic color temperature, neutral white (4000K) & multichromatic color temperature, RGB, non waterproof (IP20). Total length of the roll is 5m.

Power supply cable at each side,

3M adhesive tape is used for better bonding results with surfaces.

Sectionable every 50mm or multiple of this size.



5540490 14.4W/m 1470lm/m RGBNW

STRIPIED PLUS 4IN1 RGBNW

GENERAL INFORMATION

STRIPIED PLUS COB is an advanced double PCB Flexible LED strips (SMD 2835, 320 LED/m), available with monochromatic color temperature, warm white, neutral white or cool white, non waterproof (IP20). Total length of the roll is 5m.

Power supply cable at each side,

Voltage loss after 5m is no more than 5%.

3M adhesive tape is used for better bonding results with surfaces .

Sectionable every 50mm or multiple of this size.



5540560	12W/m	1200lm/m	3000K
5540570	12W/m	1200lm/m	4000K
5540580	12W/m	1200lm/m	6000K

STRIPIED PLUS COB 12W

GENERAL INFORMATION

STRIPILED PLUS COB is an advanced double PCB Flexible LED strips (SMD 2835, 320 LED/m), available with monochromatic color temperature, warm white, neutral white or cool white, non waterproof (IP20).

Total length of the roll is 5m.

Power supply cable at each side,

Voltage loss after 5m is no more than 5%.

3M adhesive tape is used for better bonding results with surfaces .

Sectionable every 50mm or multiple of this size.



5540590	12W/m	1320lm/m	3000K
5540600	12W/m	1320lm/m	4000K
5540610	12W/m	1320lm/m	6000K

STRIPILED PLUS COB 12W

GENERAL INFORMATION

STRIPILED PLUS is an advanced double PCB Flexible LED strips (SMD 2835, 120 LED/m), available with monochromatic color temperature, warm white, neutral white or cool white, waterproof (IP65) with silicone spray.

Total length of the roll is 5m.

Power supply cable at each side,

Voltage loss after 5m is no more than 5-8%.

3M adhesive tape is used for better bonding results with surfaces .

Sectionable every 50mm or multiple of this size.



5540650	9.6W/m	960lm/m	3000K
5540660	9.6W/m	960lm/m	4000K
5540670	9.6W/m	960lm/m	6000K

Silicone spray

STRIPILED PLUS 9.6W

GENERAL INFORMATION

STRIPILED PLUS is an advanced double PCB Flexible LED strips (SMD 2835, 180 LED/m), available with monochromatic color temperature, warm white, neutral white or cool white, waterproof (IP65) with silicone spray.

Total length of the roll is 5m.

Power supply cable at each side,

Voltage loss after 5m is no more than 5-8%.

3M adhesive tape is used for better bonding results with surfaces .

Sectionable every 50mm or multiple of this size.



5540700	18W/m	1840lm/m	3000K
5540710	18W/m	1840lm/m	4000K
5540720	18W/m	1840lm/m	6000K

Silicone spray

STRIPILED PLUS 18W

FLEXIBLE WATERPROOF
LED STRIPS

GENERAL INFORMATION

STRIPIED PLUS 7.2 & 14.4W is an advanced double PCB Flexible LED strips (SMD 5050, 30 & 60 LED/m), available with multichromatic color temperature, RGB, waterproof (IP65) with silicone spray.

Total length of the roll is 5m.

Power supply cable at each side,

3M adhesive tape is used for better bonding results with surfaces.

Sectionable every 50mm or multiple of this size.



Silicone spray

5540680	7.2W/m	330lm/m	RGB
5540690	14.4W/m	600lm/m	RGB

STRIPIED PLUS RGB

GENERAL INFORMATION

STRIPIED PLUS is an advanced double PCB Flexible LED strips (SMD 2835, 120 LED/m), available with monochromatic color temperature, warm white, neutral white or cool white, waterproof (IP65) with silicone spray.

Total length of the roll is 5m.

Power supply cable at each side,

Voltage loss after 5m is no more than 5-8%.

3M adhesive tape is used for better bonding results with surfaces .

Sectionable every 50mm or multiple of this size.



Silicone spray

5540760	9.6W/m	960lm/m	3000K
5540770	9.6W/m	960lm/m	4000K
5540780	9.6W/m	960lm/m	6000K

STRIPIED PLUS 9.6W

GENERAL INFORMATION

STRIPIED PLUS is an advanced double PCB Flexible LED strips (SMD 2835, 180 LED/m), available with monochromatic color temperature, warm white, neutral white or cool white, waterproof (IP65) with silicone spray.

Total length of the roll is 5m.

Power supply cable at each side,

Voltage loss after 5m is no more than 5-8%.

3M adhesive tape is used for better bonding results with surfaces .

Sectionable every 50mm or multiple of this size.



Silicone spray

5540730	18W/m	1840lm/m	3000K
5540740	18W/m	1840lm/m	4000K
5540750	18W/m	1840lm/m	6000K

STRIPIED PLUS 18W

GENERAL INFORMATION

STRIPLED PLUS 14.4W is an advanced double PCB Flexible LED strips (SMD 5050, 60 LED/m), available with multichromatic color temperature, RGB, waterproof (IP65) with silicone spray.


Total length of the roll is 5m.

Power supply cable at each side,

3M adhesive tape is used for better bonding results with surfaces.

Sectionable every 50mm or multiple of this size.

5540790 14.4W/m 600lm/m RGB



120°

Silicone spray

STRIPLED PLUS RGB

ZEUS & ODIN are series of 12V constant voltage fanless transformers, for indoor use (IP20). Galvanized steel sheet case, perforated, for cooling by free air convection. Short-circuit and over load protection, auto-recovery if the fault is removed. Screws terminal block, for 0,75 to 2,5 mm² diameter of wires, with protective retractable plasti cover.



ZEUS 25

6240400 25W 2A 12V 104x30x23mm



ZEUS 36

6240420 36W 3A 12V 120x40x30mm



ZEUS 60

6240410 60W 5A 12V 158x40x32mm



ZEUS 100

6240430 100W 8.25A 12V 186x46x35mm



ODIN 120

6240500 120W 10A 12V 225x53x22mm



ODIN 150

6240510 150W 12.5A 12V 225x53x22mm



ZEUS 200 / 250

6240460 200W 16.6A 12V 223x67x42mm
6240470 250W 21A 12V 223x67x42mm



ZEUS 360

6240480 360W 30A 12V 225x77x42mm

ZEUS is a series of 24V constant voltage fanless transformers, for indoor use (IP20). Galvanized steel sheet case, perforated, for cooling by free air convection. Short-circuit and over load protection, auto-recovery if the fault is removed. Screws terminal block, for 0,75 to 2,5 mm² diameter of wires, with protective retractable plasti cover.



ZEUS 36

6240610 36W 1.5A 24V 120x41x32mm



ZEUS 60

6240620 60W 2.5A 24V 158x40x32mm



ZEUS 100

6240630 100W 4.15A 24V 186x46x35mm



ZEUS 150

6240680 150W 6.25A 24V 200x59x45mm



ZEUS 200

6240640 200W 8.35A 24V 225x68x41mm



GENERAL INFORMATION

IZY is a series of 12V constant voltage fanless transformers, for indoor & outdoor use (IP44). Plastic housing. Short-circuit and over load protection, auto-recovery if the fault is removed.

GENERAL INFORMATION

IZY 2 is a series of 24V constant voltage fanless transformers, for indoor & outdoor use (IP44). Plastic housing. Short-circuit and over load protection, auto-recovery if the fault is removed.



IZY 24

6240700 24W 2A 12V 95x50x69mm



IZY 2 24

6240701 24W 1A 24V 95x50x69mm



IZY 36

6240710 36W 3A 12V 126x56x33mm



IZY 2 36

6240711 36W 1.5A 24V 126x56x33mm



IZY 60

6240720 60W 5A 12V 126x56x33mm



IZY 2 60

6240721 60W 2.5A 24V 126x56x33mm



GENERAL INFORMATION

POSEIDON is a series of 12V constant voltage fanless transformers, for outdoor use against dust and water (IP67). Metallic housing. Short-circuit and over load protection, auto-recovery if the fault is removed.



POSEIDON 36

6240580 36W 3A 12V 28x38x247mm



GENERAL INFORMATION

POSEIDON 2 is a series of 24V constant voltage fanless transformers, for outdoor use against dust and water (IP67). Metallic housing. Short-circuit and over load protection, auto-recovery if the fault is removed.



POSEIDON 2 36

6240800 36W 1.5A 24V 28x38x247mm



POSEIDON 60

6240560 60W 5A 12V 30x50x123m



POSEIDON 2 60

6240810 60W 2.5A 24V 30x50x123m



POSEIDON 100

6240570 100W 8.1A 12V 37x50x200m

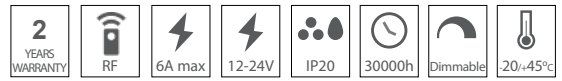


POSEIDON 2 100

6240820 100W 4.1A 24V 37x50x200m

GENERAL INFORMATION

MAESTRO is a family of led strip controllers. MAESTRO 4 is a 3 channel touch controller with RF communication with the remote control. The remote control operates with high precision. Maximum distance 20m in open spaces. Is used it to control RGB LED strips by adjusting its brightness and color. The maximum load is 6A, 72W on 12V & 144W on 24V. Operating with batteries (are not including).

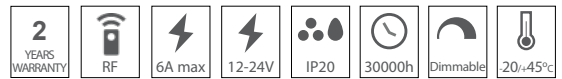


6210130 6A MAX 12-24V RF

MAESTRO 4 RGB

GENERAL INFORMATION

MAESTRO is a family of led strip controllers. MAESTRO 3 is a 3 channel controller with 20 preset keys & RF communication with the remote control. The remote control operates with high precision. Maximum distance 20m in open spaces. Is used it to control RGB LED strips by adjusting its brightness and color. The maximum load is 6A, 72W on 12V & 144W on 24V. Operating with batteries (are not including).

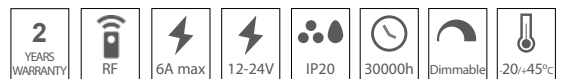


6210120 6A MAX 12-24V RF

MAESTRO 3 RGB

GENERAL INFORMATION

MAESTRO is a family of led strip controllers. MAESTRO 2 is a 4 channel controller with 40 preset keys & RF communication with the remote control. The remote control operates with high precision. Maximum distance 20m in open spaces. Is used it to control RGBW LED strips by adjusting its brightness and color. The maximum load is 6A, 72W on 12V & 144W on 24V. Operating with batteries (are not including).



6210110 6A MAX 12-24V RF

MAESTRO 2 RGBW

GENERAL INFORMATION

MAESTRO is a family of led strip controllers. MAESTRO 1 is a 3 channel controller with 24 preset keys & IR communication with the remote control. The remote control operates with high precision. Maximum distance 5m in open spaces. Is used it to control RGB LED strips by adjusting its brightness and color. The maximum load is 6A, 72W on 12V & 144W on 24V. Operating with batteries (are not including).

- 2 YEARS WARRANTY
- IR
- 6A max
- 12-24V
- IP20
- 30000h
- Dimmable
- 20/+45°C



6210100 6A MAX 12-24V IR

MAESTRO 1 RGB

GENERAL INFORMATION

AMPLI RGB is an amplifier for led strips. Used for DC12V 4 pin 5050 RGB LED strips & DC24V 4 pin 5050 RGB LED strips . The amplifier is common anode . This is normally used for RGB LED lights, but also you can use it for monochromatic/simple color LED (connecting each color on inch channel). Multiple Amplifiers can be used in a daisy chain. The maximum load is 12A, 144W on 12V & 288W on 24V.

- 2 YEARS WARRANTY
- 12A max
- 12-24V
- IP20
- 30000h
- Dimmable
- 20/+45°C



6210080 12A MAX 12-24V

AMPLI RGB

GENERAL INFORMATION

DIMMONO is a 1 channel controller with IR communication with the remote control. Mainly used to adjust the brightness of single color LED Strips or MR16 led spots. Compatible with DC 12-24V Single Color LED light Strip (RGB led strips not available). The maximum load is 8A, 96W on 12V & 192W on 24V. Operating with batteries (including).

- 2 YEARS WARRANTY
- RF
- 8A max
- 12-24V
- IP20
- 30000h
- Dimmable
- 20/+45°C

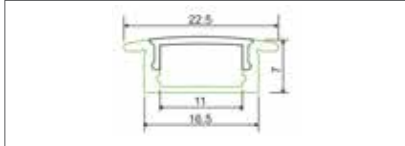


6210070 8A MAX 12-24V RF


DIMMONO

GENERAL INFORMATION

PROFLEX is a family of aluminium profiles used for led strips. Made of anodized aluminium with polycarbonate opal difusser with high permeability. Including 2 end caps.



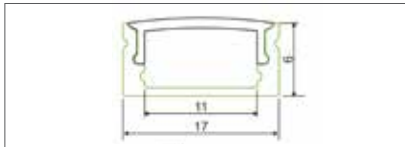
9930030 22.5x16.5x7x2000mm



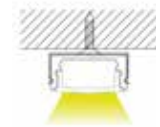
PROFLEX R F02

GENERAL INFORMATION

PROFLEX is a family of aluminium profiles used for led strips. Made of anodized aluminium with polycarbonate opal difusser with high permeability. Including 2 end caps and 4 clips.



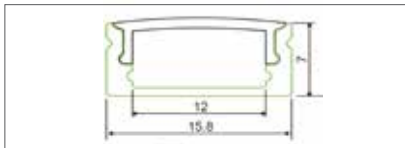
9930010 17x6x2000mm



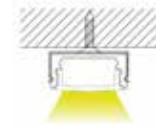

PROFLEX S F01

GENERAL INFORMATION

PROFLEX is a family of aluminium profiles used for led strips. Made of anodized aluminium with polycarbonate opal difusser with high permeability. Including 2 end caps and 4 clips.



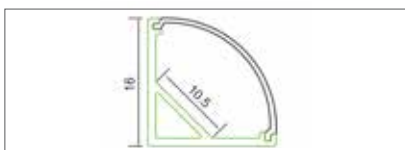
9930020 15.8x7x2000mm



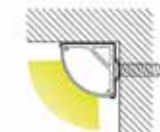

PROFLEX X F02

GENERAL INFORMATION

PROFLEX is a family of aluminium profiles used for led strips. Made of anodized aluminium with polycarbonate opal difusser with high permeability. Including 2 end caps and 4 clips.



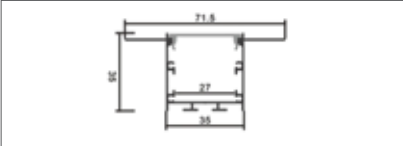
9930040 16x16x2000mm




PROFLEX XS F41

GENERAL INFORMATION

PROFLEX TRS is a family of trimless aluminium profiles used for led strips. Made of anodized aluminium with polycarbonate opal difusser with high permeability.



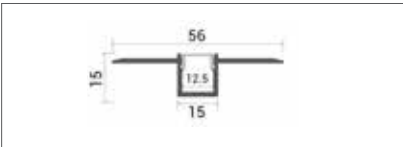
9930031 71.5x35x27x2000mm



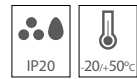

PROFLEX TRS 01

GENERAL INFORMATION

PROFLEX TRS is a family of trimless aluminium profiles used for led strips. Made of anodized aluminium with polycarbonate opal difusser with high permeability. Including 2 end caps.



9930032 56x15x12,5x2000mm



PROFLEX TRS 02

GENERAL INFORMATION

CONNELES are straight connectors for the most common led strips in the market. Available for Monochrome 2835, 5050 with pins inside and for RGB with 4 pins inside.



5520160



5520170



5520180

5520160	2835	MONOCHROME	10PCS
5520170	5050	MONOCHROME	10PCS
5520180	5050	RGB	10PCS

CONNELES

2024

**lighting
electrical
catalog**

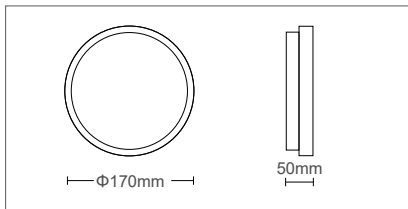
8

**CEILING &
WALL LIGHTS**

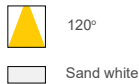
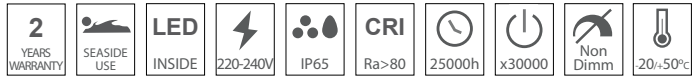
**SURFACE LED & NON LED
LIGHT FIXTURES**

TECHNICAL SPECIFICATIONS

Power	12W
Luminous Flux	840LM
Color Temperature	4000K
CRI	80
Power Factor	>0.50
Voltage Range	220-240V
Beam Angle	120°
Protection Class	IP65
Working Temperature	-20°C/+50°C
Main Material	Polycarbonate



OUTDOOR LED
CEILING LIGHTS



LUZ BR 12

LUZ BR is a family of waterproof (IP65) ceiling surface led light fittings equipped with SANAN LED sources.

The solutions subject of proposal vary in terms of form and type of installation, with one common denominator: the quality of our products.

Housing of polycarbonate painted in sand white.

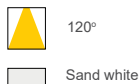
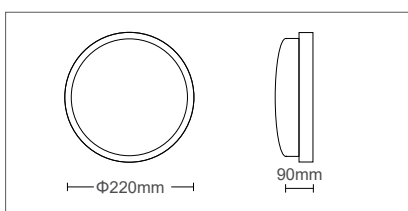
Polycarbonate diffuser.

Driver included on the fixture.

3401000 - White color

TECHNICAL SPECIFICATIONS

Power	18W
Luminous Flux	1224LM
Color Temperature	4000K
CRI	80
Power Factor	>0.50
Voltage Range	220-240V
Beam Angle	120°
Protection Class	IP65
Working Temperature	-20°C/+50°C
Main Material	Polycarbonate



LUZ BR 18

LUZ BR is a family of waterproof (IP65) ceiling surface led light fittings equipped with SANAN LED sources.

The solutions subject of proposal vary in terms of form and type of installation, with one common denominator: the quality of our products.

Housing of polycarbonate painted in sand white.

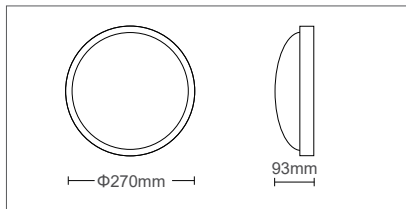
Polycarbonate diffuser.

Driver included on the fixture.

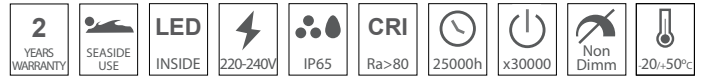
3400700 - White color

TECHNICAL SPECIFICATIONS

Power	25W
Luminous Flux	1700LM
Color Temperature	4000K
CRI	80
Power Factor	>0.50
Voltage Range	220-240V
Beam Angle	120°
Protection Class	IP65
Working Temperature	-20°C/+50°C
Main Material	Polycarbonate



OUTDOOR LED
CEILING LIGHTS



LUZ BRN 25

LUZ BRN is a waterproof (IP65) ceiling surface led light fitting equipped with SANAN LED sources.

The solutions subject of proposal vary in terms of form and type of installation, with one common denominator: the quality of our products.

Housing of polycarbonate painted in sand white & sand black.

Polycarbonate diffuser.

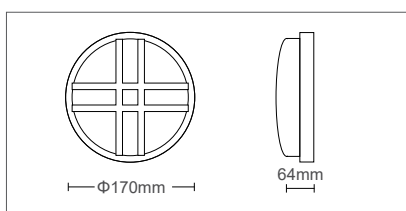
Driver included on the fixture.

3400920 - White color

3400910 - Black color

TECHNICAL SPECIFICATIONS

Power	12W
Luminous Flux	816LM
Color Temperature	4000K
CRI	80
Power Factor	>0.50
Voltage Range	220-240V
Beam Angle	120°
Protection Class	IP65
Working Temperature	-20°C/+50°C
Main Material	Polycarbonate



LUZ BRG 12

LUZ BRG is a waterproof (IP65) ceiling surface led light fitting equipped with SANAN LED sources.

The solutions subject of proposal vary in terms of form and type of installation, with one common denominator: the quality of our products.

Housing of polycarbonate painted in sand black.

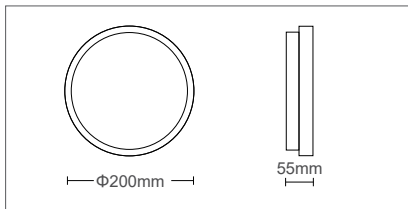
Polycarbonate diffuser.

Driver included on the fixture.

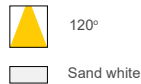
3400870 - Black color

TECHNICAL SPECIFICATIONS

Power	18W
Luminous Flux	1224LM
Color Temperature	4000K
CRI	80
Power Factor	>0.50
Voltage Range	220-240V
Beam Angle	120°
Protection Class	IP65
Working Temperature	-20°C/+50°C
Main Material	Polycarbonate



**OUTDOOR LED
CEILING LIGHTS**



LUZ BRP 18

LUZ BRP is a waterproof (IP65) ceiling surface led light fitting with PIR sensor equipped with SANAN LED sources.


Housing of polycarbonate painted in sand white. Polycarbonate diffuser.

PIR sensor features:

- Detection range: 5-8m in length and 2.5-3.5m in height.
- Time delay: 75sec.
- Sensitivity: <25 lux.

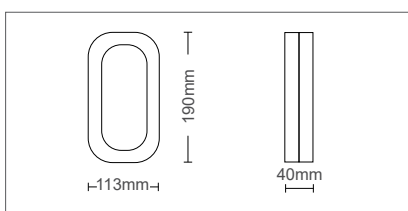
3400880 - White color

PHOTOMETRIC DIAGRAM



TECHNICAL SPECIFICATIONS

Power	12W
Luminous Flux	840LM
Color Temperature	4000K
CRI	80
Power Factor	>0.50
Voltage Range	220-240V
Beam Angle	120°
Protection Class	IP65
Working Temperature	-20°C/+50°C
Main Material	Polycarbonate



LUZ BCO 12

LUZ BCO is a waterproof (IP65) ceiling surface led light fitting equipped with SANAN LED sources.

The solutions subject of proposal vary in terms of form and type of installation, with one common denominator: the quality of our products.


Housing of polycarbonate painted in sand white & sand black. Polycarbonate diffuser.

Driver included on the fixture.

3401030 - White color

3401060 - Black color

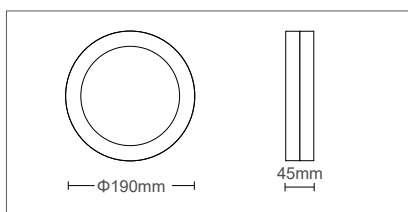
PHOTOMETRIC DIAGRAM



OUTDOOR LED
CEILING LIGHTS

TECHNICAL SPECIFICATIONS

Power	
15W	
Luminous Flux	
1020LM	
Color Temperature	
4000K	
CRI	80
Power Factor	>0.50
Voltage Range	220-240V
Beam Angle	120°
Protection Class	IP65
Working Temperature	-20°C/+50°C
Main Material	Polycarbonate



LUZ BC 15

LUZ BC is a waterproof (IP65) ceiling surface led light fitting equipped with SANAN LED sources.


The solutions subject of proposal vary in terms of form and type of installation, with one common denominator: the quality of our products.

Housing of polycarbonate painted in sand white & sand black. Polycarbonate diffuser.

Driver included on the fixture.

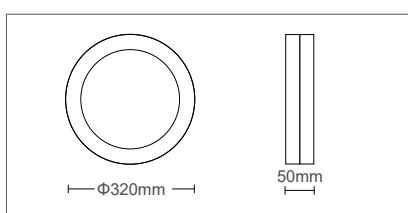
- 3400890 - White color
- 3401070 - Black color

PHOTOMETRIC DIAGRAM



TECHNICAL SPECIFICATIONS

Power	
30W	
Luminous Flux	
2040LM	
Color Temperature	
4000K	
CRI	80
Power Factor	>0.50
Voltage Range	220-240V
Beam Angle	120°
Protection Class	IP65
Working Temperature	-20°C/+50°C
Main Material	Polycarbonate



LUZ BC 30

LUZ BC is a waterproof (IP65) ceiling surface led light fitting equipped with SANAN LED sources.


The solutions subject of proposal vary in terms of form and type of installation, with one common denominator: the quality of our products. Housing of polycarbonate painted in sand white.

Polycarbonate diffuser.

Driver included on the fixture.

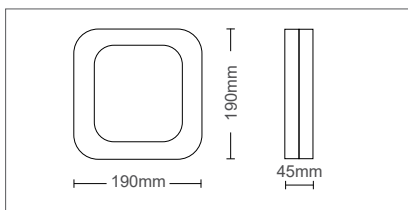
- 3401040 - White color

PHOTOMETRIC DIAGRAM



TECHNICAL SPECIFICATIONS

Power	
15W	
Luminous Flux	
1020LM	
Color Temperature	
4000K	
CRI	80
Power Factor	>0.50
Voltage Range	220-240V
Beam Angle	120°
Protection Class	IP65
Working Temperature	-20°C/+50°C
Main Material	Polycarbonate



OUTDOOR LED
CEILING LIGHTS



LUZ BS 15

LUZ BS is a waterproof (IP65) ceiling surface led light fitting equipped with SANAN LED sources.

The solutions subject of proposal vary in terms of form and type of installation, with one common denominator: the quality of our products.

Housing of polycarbonate painted in sand white & sand black.

Polycarbonate diffuser.

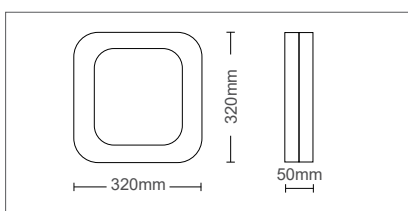
Driver included on the fixture.

3400860 - White color

3401020 - Black color

TECHNICAL SPECIFICATIONS

Power	
30W	
Luminous Flux	
2040LM	
Color Temperature	
4000K	
CRI	80
Power Factor	>0.50
Voltage Range	220-240V
Beam Angle	120°
Protection Class	IP65
Working Temperature	-20°C/+50°C
Main Material	Polycarbonate



LUZ BS 30

LUZ BS is a waterproof (IP65) ceiling surface led light fitting equipped with SANAN LED sources.

The solutions subject of proposal vary in terms of form and type of installation, with one common denominator: the quality of our products.

Housing of polycarbonate painted in sand white & sand black.

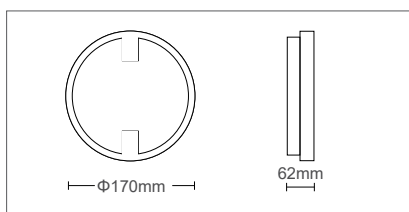
Polycarbonate diffuser.

Driver included on the fixture.

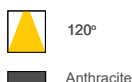
3401050 - White color

TECHNICAL SPECIFICATIONS

Power	
12W	
Luminous Flux	
936LM	
Color Temperature	
4000K	
CRI	80
Power Factor	>0.50
Voltage Range	220-240V
Beam Angle	120°
Protection Class	IP65
Working Temperature	-20°C/+50°C
Main Material	Polycarbonate



**OUTDOOR LED
CEILING LIGHTS**



ORI C5 12

ORI C5 is a waterproof (IP65) ceiling surface led light fitting with MICROWAVE sensor equipped with SANAN LED sources.

Housing of polycarbonate painted in anthracite. Polycarbonate diffuser.

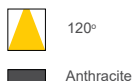
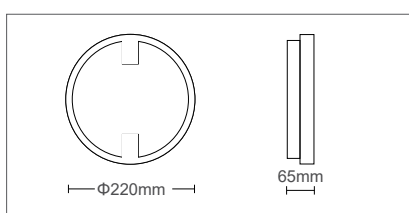
MICROWAVE sensor features:

- Detection angle: 150°.
- Detection range: 4-8m in length and 2.5-3.5m in height.
- Ambient light of sensor: 5-2000lx.
- Time delay: 60-75sec.

2025630 - Anthracite

TECHNICAL SPECIFICATIONS

Power	
18W	
Luminous Flux	
1314LM	
Color Temperature	
4000K	
CRI	80
Power Factor	>0.50
Voltage Range	220-240V
Beam Angle	120°
Protection Class	IP65
Working Temperature	-20°C/+50°C
Main Material	Polycarbonate



ORI C6 18

ORI C6 is a waterproof (IP65) ceiling surface led light fitting equipped with SANAN LED sources.

The solutions subject of proposal vary in terms of form and type of installation, with one common denominator: the quality of our products.

Housing of polycarbonate painted in anthracite.

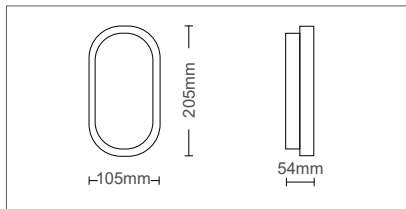
Polycarbonate diffuser.

Driver included on the fixture.

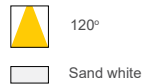
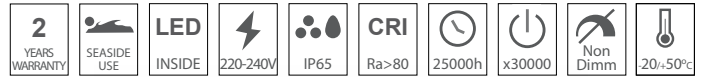
2025640 - Anthracite

TECHNICAL SPECIFICATIONS

Power	
12W	
Luminous Flux	
816LM	
Color Temperature	
4000K	
CRI	80
Power Factor	>0.50
Voltage Range	220-240V
Beam Angle	120°
Protection Class	IP65
Working Temperature	-20°C/+50°C
Main Material	Polycarbonate



OUTDOOR LED
CEILING LIGHTS



LUZ BO 12

LUZ BO is a waterproof (IP65) ceiling surface led light fitting equipped with SANAN LED sources.

The solutions subject of proposal vary in terms of form and type of installation, with one common denominator: the quality of our products.

Housing of polycarbonate painted in sand white.

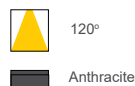
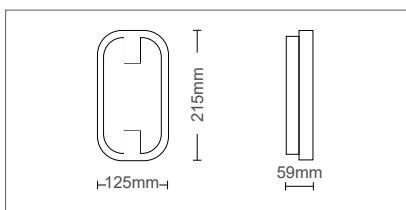
Polycarbonate diffuser.

Driver included on the fixture.

3400850 - White color

TECHNICAL SPECIFICATIONS

Power	
15W	
Luminous Flux	
1260LM	
Color Temperature	
4000K	
CRI	80
Power Factor	>0.50
Voltage Range	220-240V
Beam Angle	120°
Protection Class	IP65
Working Temperature	-20°C/+50°C
Main Material	Polycarbonate



ORI BB 15

ORI BB is a waterproof (IP65) ceiling surface led light fitting equipped with SANAN LED sources.

The solutions subject of proposal vary in terms of form and type of installation, with one common denominator: the quality of our products.

Housing of polycarbonate painted in anthracite.

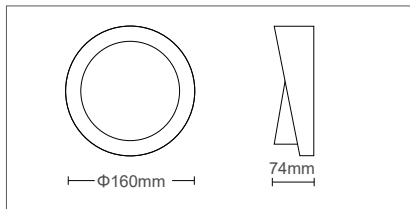
Polycarbonate diffuser.

Driver included on the fixture.

2025650 - Anthracite

OUTDOOR LED
 WALL LIGHTS

TECHNICAL SPECIFICATIONS	
Power	12W
Luminous Flux	840LM
Color Temperature	4000K
CRI	80
Power Factor	>0.50
Voltage Range	220-240V
Beam Angle	120°
Protection Class	IP65
Working Temperature	-20°C/+50°C
Main Material	Polycarbonate



2 YEARS WARRANTY | SEASIDE USE | LED | INSIDE | 220-240V | IP65 | CRI Ra>80 | 25000h | x30000 | Non Dimm | 20-50°C



120°
 Anthracite

ORI CH 12

ORI CH is a waterproof (IP65) ceiling surface led light fitting equipped with SANAN LED sources.

The solutions subject of proposal vary in terms of form and type of installation, with one common denominator: the quality of our products.

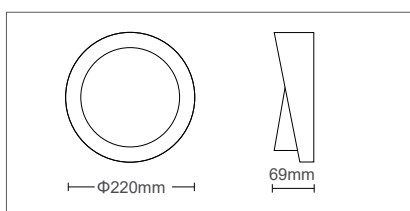
Housing of polycarbonate painted in anthracite.

Polycarbonate diffuser.

Driver included on the fixture.

2025970 - Anthracite

TECHNICAL SPECIFICATIONS	
Power	18W
Luminous Flux	1260LM
Color Temperature	4000K
CRI	80
Power Factor	>0.50
Voltage Range	220-240V
Beam Angle	120°
Protection Class	IP65
Working Temperature	-20°C/+50°C
Main Material	Polycarbonate



2 YEARS WARRANTY | SEASIDE USE | LED | INSIDE | 220-240V | IP65 | CRI Ra>80 | 25000h | x30000 | Non Dimm | 20-50°C



120°
 Anthracite

ORI CH 18

ORI CH is a waterproof (IP65) ceiling surface led light fitting equipped with SANAN LED sources.

The solutions subject of proposal vary in terms of form and type of installation, with one common denominator: the quality of our products.

Housing of polycarbonate painted in anthracite.

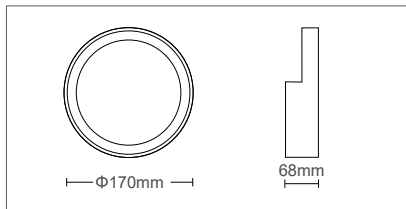
Polycarbonate diffuser.

Driver included on the fixture.

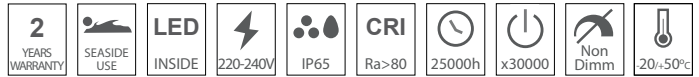
2025980 - Anthracite

TECHNICAL SPECIFICATIONS

Power	12W
Luminous Flux	1020LM
Color Temperature	4000K
CRI	80
Power Factor	>0.50
Voltage Range	220-240V
Beam Angle	120°
Protection Class	IP65
Working Temperature	-20°C/+50°C
Main Material	Polycarbonate



OUTDOOR LED
 WALL LIGHTS



ORI W1 12

ORI W1 is a waterproof (IP65) surface led light fitting equipped with SANAN LED sources.

The solutions subject of proposal vary in terms of form and type of installation, with one common denominator: the quality of our products.

Housing of polycarbonate painted in black.

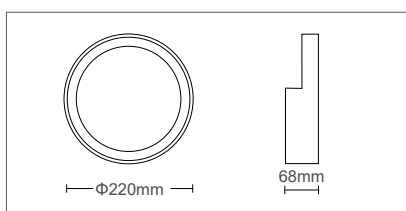
Polycarbonate diffuser.

Driver included on the fixture.

2025600 - Black color

TECHNICAL SPECIFICATIONS

Power	18W
Luminous Flux	1314LM
Color Temperature	4000K
CRI	80
Power Factor	>0.50
Voltage Range	220-240V
Beam Angle	120°
Protection Class	IP65
Working Temperature	-20°C/+50°C
Main Material	Polycarbonate



ORI W1 18

ORI W1 is a waterproof (IP65) surface led light fitting equipped with SANAN LED sources.

The solutions subject of proposal vary in terms of form and type of installation, with one common denominator: the quality of our products.

Housing of polycarbonate painted in black.

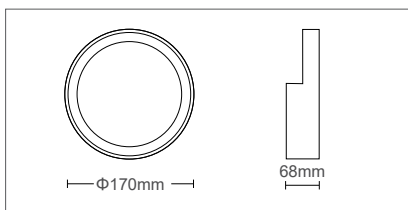
Polycarbonate diffuser.

Driver included on the fixture.

2025620 - Black color

TECHNICAL SPECIFICATIONS

Power	
12W	
Luminous Flux	
1056LM	
Color Temperature	
4000K	
CRI	80
Power Factor	>0.50
Voltage Range	220-240V
Beam Angle	120°
Protection Class	IP65
Working Temperature	-20°C/+50°C
Main Material	Polycarbonate



OUTDOOR LED WALL LIGHTS



ORI W1M 12

ORI W1M is a waterproof (IP65) surface led light fitting with MICROWAVE sensor equipped with SANAN LED sources.

Housing of polycarbonate painted in sand black. Polycarbonate diffuser.

MICROWAVE sensor features:

- Detection angle: 150°.
- Detection range: 4-8m in length and 2.5-3.5m in height.
- Ambient light of sensor: 5-2000lx.
- Time delay: 60-75sec.

2025610 - Black color

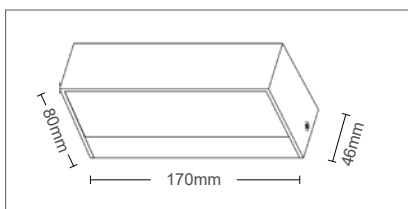
GENERAL INFORMATION

ADRIA WL2 is an up & down waterproof (IP65) wall surface led light fitting equipped with SANAN LED sources.

The solutions subject of proposal vary in terms of form and type of installation, with one common denominator: the quality of our products. Housing of ABS & polycarbonate painted with sandblasted finishing in anthracite mat color.

Opal diffuser.

Driver included in the package.



ADRIA WL2

3230471 - Anthracite	10W	650lm	3000K
3230470 - Anthracite	10W	650lm	4000K

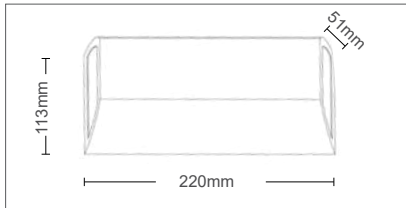
GENERAL INFORMATION

ADRIA UD2 is an up & down waterproof (IP65) wall surface led light fitting equipped with SANAN LED sources.


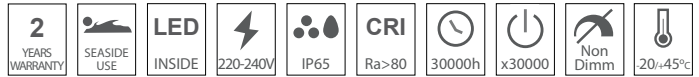
The solutions subject of proposal vary in terms of form and type of installation, with one common denominator: the quality of our products. Housing of ABS & polycarbonate painted in anthracite mat color.

Opal diffuser.

Driver included in the package.



OUTDOOR LED WALL LIGHTS



ADRIA UD2

3230561 - Anthracite	8W	360lm	3000K
3230560 - Anthracite	8W	360lm	4000K

GENERAL INFORMATION

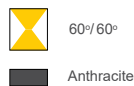
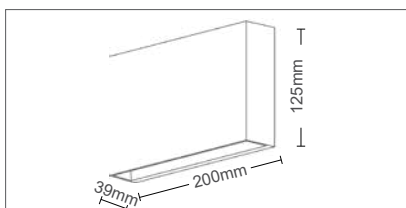
ADRIA UD1 is an up & down waterproof (IP65) wall surface led light fitting equipped with SANAN LED sources.

The solutions subject of proposal vary in terms of form and type of installation, with one common denominator: the quality of our products.

Housing of ABS & polycarbonate painted with sandblasted finishing in anthracite mat color.

Opal diffuser.

Driver included in the package.



ADRIA UD1

3230501 - Anthracite	12W	780lm	3000K
3230500 - Anthracite	12W	780lm	4000K

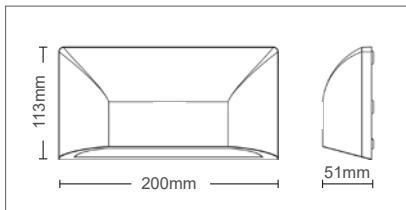
GENERAL INFORMATION

ADRIA W1 is a waterproof (IP65) wall surface led light fitting equipped with SANAN LED sources.

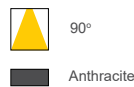
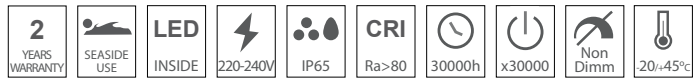
The solutions subject of proposal vary in terms of form and type of installation, with one common denominator: the quality of our products. Housing of ABS & polycarbonate painted in anthracite mat color.

Opal diffuser.

Driver included in the package.



OUTDOOR LED WALL LIGHTS



ADRIA W1

3230481 - Black color	6W	360lm	3000K
3230480 - Black color	6W	360lm	4000K

GENERAL INFORMATION

ADRIA W1S is a waterproof (IP65) wall surface led light fittings equipped with SANAN LED sources & a PIR sensor.

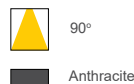
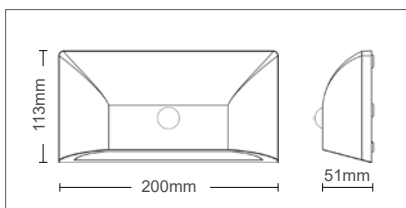
The solutions subject of proposal vary in terms of form and type of installation, with one common denominator: the quality of our products. Housing of ABS & polycarbonate painted with sandblasted finishing in anthracite mat color.

Opal diffuser.

Driver included in the package.

PIR sensor functions:

- Detection angle: 160°
- Detection range: 8m in length and 1.5-2.5m in height.
- Time delay: 7-480sec.
- Sensitivity: 0-2000 lux.



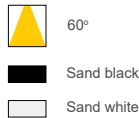

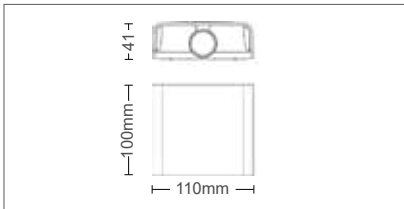
ADRIA W1S

3230491 - Anthracite	6W	360lm	3000K
3230490 - Anthracite	6W	360lm	4000K

OUTDOOR LED
WALL LIGHTS

TECHNICAL SPECIFICATIONS

Power	
2W	
Luminous Flux	
180LM	
Color Temperature	
3000K / 4000K / 6000K - 3CCT+DIP SWITCH	
CRI	80
Power Factor	>0.50
Voltage Range	200-240V
Beam Angle	60°
Protection Class	IP65
Working Temperature	-20°C/+50°C
Main Material	Polycarbonate




BINO 1

BINO 1 is a wall mounting lighting fixture, equipped with technology of SANAN LED sources. arrangement with 3 position switch for ranging the color temperature between 3000K, 4000K or 6000K.

Intended for surface installation.
Housing of polycarbonate painted in sand white & black.
Difusser made by polycarbonate.

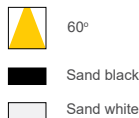

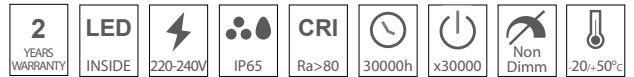
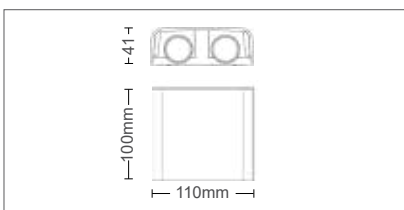
- 3231070 - Black color
- 3231080 - White color

PHOTOMETRIC DIAGRAM



TECHNICAL SPECIFICATIONS

Power	
4W (2x2W)	
Luminous Flux	
360LM	
Color Temperature	
3000K / 4000K / 6000K - 3CCT+DIP SWITCH	
CRI	80
Power Factor	>0.50
Voltage Range	200-240V
Beam Angle	60°
Protection Class	IP65
Working Temperature	-20°C/+50°C
Main Material	Polycarbonate



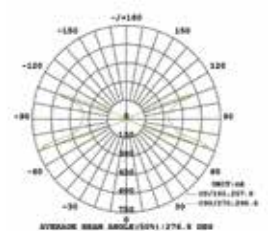
BINO 2

BINO 2 is a wall mounting lighting fixture, equipped with technology of SANAN LED sources. arrangement with 3 position switch for ranging the color temperature between 3000K, 4000K or 6000K.

Intended for surface installation.
Housing of polycarbonate painted in sand white & black.
Difusser made by polycarbonate.

- 3231090 - Black color
- 3231100 - White color

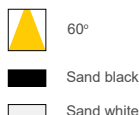
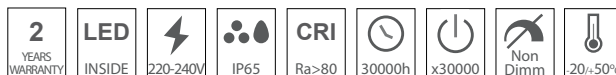
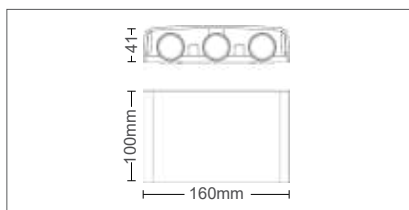
PHOTOMETRIC DIAGRAM



OUTDOOR LED
WALL LIGHTS

TECHNICAL SPECIFICATIONS

Power	
6W (3x2W)	
Luminous Flux	
540LM	
Color Temperature	
3000K / 4000K / 6000K - 3CCT+DIP SWITCH	
CRI	80
Power Factor	>0.50
Voltage Range	200-240V
Beam Angle	60°
Protection Class	IP65
Working Temperature	-20°C/+50°C
Main Material	Polycarbonate




BINO 3

BINO 3 is a wall mounting lighting fixture, equipped with technology of SANAN LED sources, arrangement with 3 position switch for ranging the color temperature between 3000K, 4000K or 6000K.
Intended for surface installation.
Housing of polycarbonate painted in sand white & black.
Difusser made by polycarbonate.

3231110 - Black color

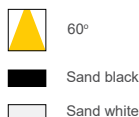
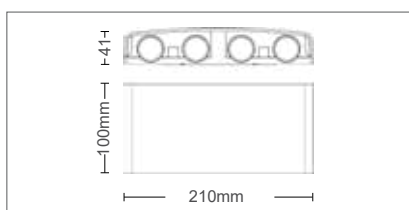
3231120 - White color

PHOTOMETRIC DIAGRAM



TECHNICAL SPECIFICATIONS

Power	
8W (4x2W)	
Luminous Flux	
720LM	
Color Temperature	
3000K / 4000K / 6000K - 3CCT+DIP SWITCH	
CRI	80
Power Factor	>0.50
Voltage Range	200-240V
Beam Angle	60°
Protection Class	IP65
Working Temperature	-20°C/+50°C
Main Material	Polycarbonate




BINO 4

BINO 4 is a wall mounting lighting fixture, equipped with technology of SANAN LED sources, arrangement with 3 position switch for ranging the color temperature between 3000K, 4000K or 6000K.
Intended for surface installation.
Housing of polycarbonate painted in sand white & black.
Difusser made by polycarbonate.

3231130 - Black color

3231140 - White color

PHOTOMETRIC DIAGRAM

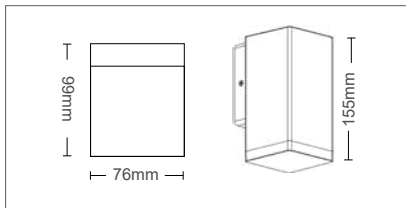


GENERAL INFORMATION

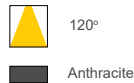
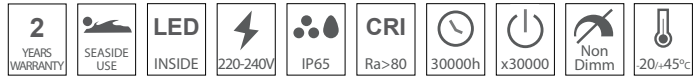
ADRIA SQL1 is a single direction waterproof (IP65) wall surface led light fitting equipped with SANAN LED sources & a PIR sensor.

The solutions subject of proposal vary in terms of form and type of installation, with one common denominator: the quality of our products. Housing of ABS & polycarbonate painted with sandblasted finishing in anthracite mat color.

Opal diffuser.
Driver included in the package.



OUTDOOR LED
WALL LIGHTS



ADRIA SQL1


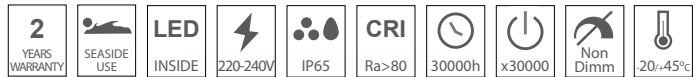
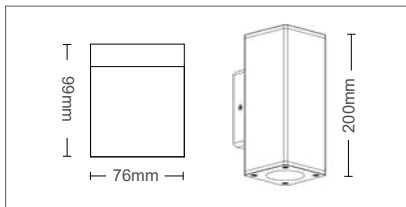
3230571	4W	260lm	3000K
3230570	4W	260lm	4000K

GENERAL INFORMATION

ADRIA SQL2 is an up & down waterproof (IP65) wall surface led light fitting equipped with SANAN LED sources & a PIR sensor.

The solutions subject of proposal vary in terms of form and type of installation, with one common denominator: the quality of our products. Housing of ABS & polycarbonate painted with sandblasted finishing in anthracite mat color.

Opal diffuser.
Driver included in the package.



ADRIA SQL2

3230581	8W	480lm	3000K
3230580	8W	480lm	4000K

GENERAL INFORMATION

ADRIA SQ1 is a single direction and ADRIA-SQ2 is an up & down outdoor, IP54, Wall Spot Fixtures for LED bulbs, PAR16 type, GU10.

Housing of ABS & polycarbonate, painted in anthracite color.

Difusser made by polycarbonate.



GU10 lampholder included in the package

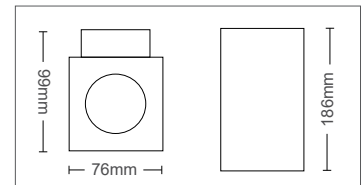
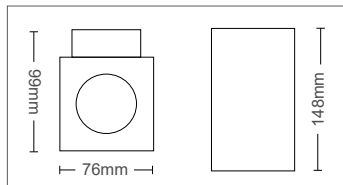
3230590 - Anthracite single direction

3230610 - Anthracite up & down

ADRIA SQ1 / SQ2



■ Anthracite



GENERAL INFORMATION

ADRIA R1 is a single direction and ADRIA-R2 is an up & down outdoor, IP54, Wall Spot Fixtures for LEDs bulbs, PAR16 type, GU10.

Housing of ABS & polycarbonate, painted in anthracite color.

Difusser made by polycarbonate.



GU10 lampholder included in the package

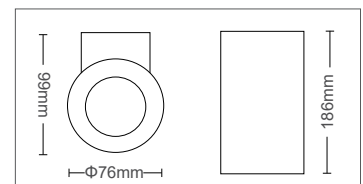
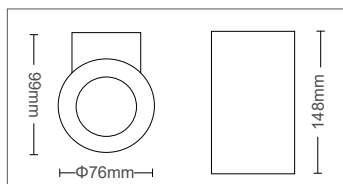
3230600 - Anthracite single direction

3230620 - Anthracite up & down

ADRIA R1 / R2




■ Anthracite



GENERAL INFORMATION

ADRIA SQC1 is a single direction and ADRIA-SQC2 is an up & down outdoor, IP54, Wall Spot Fixtures for LED bulbs, PAR16 type, GU10. Housing of ABS & polycarbonate, painted in anthracite color. Difusser made by polycarbonate.



GU10 lampholder included in the package

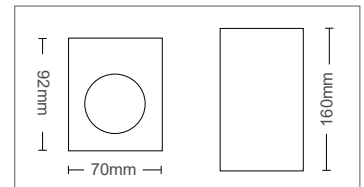
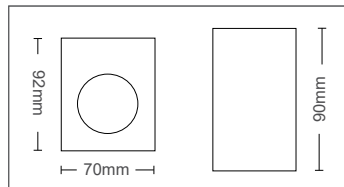
3230510 - Anthracite single direction

3230520 - Anthracite up & down

ADRIA SQC1 / SQC2




■ Anthracite



GENERAL INFORMATION

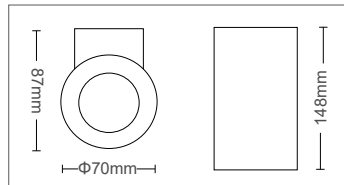
MULIER 2D is an up & down outdoor, IP44, Wall Spot Fixtures for LED bulbs, PAR16 type, GU10. Housing of Aluminium, painted with sandblasted finishing in sand black color. Difusser made by glass.



GU10 lampholder included in the package

3230300 - Black color

MULIER 2D



■ Sand black



GENERAL INFORMATION

SPIDER 1D is a family of single direction outdoor, IP44, Wall Spot Fixtures for LED bulbs, PAR16 type, GU10.

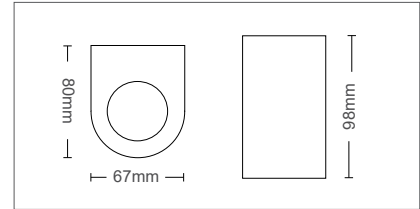
Housing of die-cast aluminum, painted with sandblasted finishing in 2 colors, sand white & anthracite velvet mat and stainless steel (for nickel mat).



SPIDER 1D



- 3230430 - Sand white
- 3230030 - Anthracite
- 3230040 - Nickel mat



GENERAL INFORMATION

SPIDER 2D is a family of up & down outdoor, IP44, Wall Spot Fixtures for LED bulbs, PAR16 type, GU10.

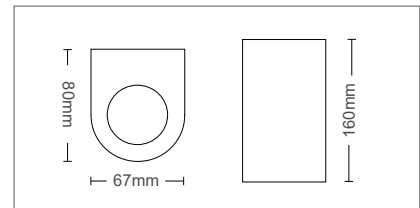
Housing of die-cast aluminum, painted with sandblasted finishing in 2 colors, sand white & anthracite velvet mat and stainless steel (for nickel mat).



SPIDER 2D



- 3230440 - Sand white
- 3230050 - Anthracite
- 3230060 - Nickel mat



GENERAL INFORMATION

VEGAS A is a single direction and VEGAS 2A is an up & down outdoor, IP44, Wall Spot Fixtures for LED bulbs, PAR16 type, GU10. Housing of stainless steel, nickel mat. Difusser made by glass.



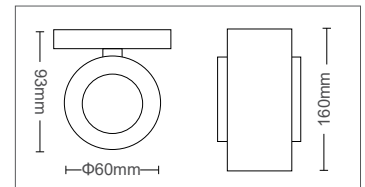
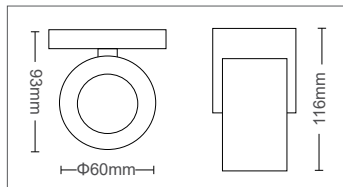
GU10 lampholder included in the package

3240540 - Nickel mat single direction

3240550 - Nickel mat up & down



VEGAS A / 2A



GENERAL INFORMATION

VEGAS P1 is a single direction and VEGAS P2 is an up & down outdoor, IP44, Wall Spot Fixtures for LED bulbs, PAR16 type, GU10. Housing of polypropylene, painted in sand black. Difusser made by polycarbonate.



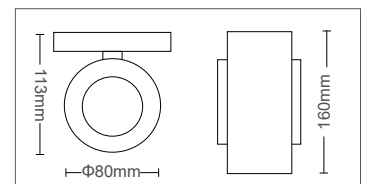
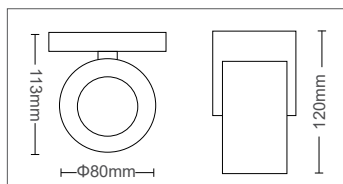
GU10 lampholder included in the package

3230310 - Black color single direction

3230320 - Black color up & down



VEGAS P1 / P2



GENERAL INFORMATION

ADRIA S is a family with 3 different size outdoor waterproof, IP54, Ceiling Spot Fixtures for LED bulbs, PAR16 type, GU10 & E27 (models S2)

Housing of ABS & polycarbonate, painted in anthracite color.



3230530 - ADRIA S1 - GU10

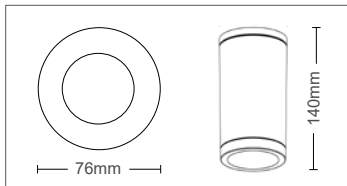
3230540 - ADRIA S2 - GU10

3230550 - ADRIA S3 - E27

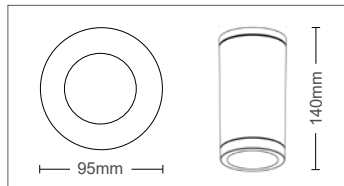
ADRIA S1 / S2 / S3



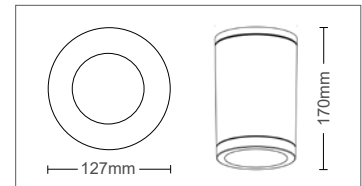
ADRIA-S1



ADRIA-S2



ADRIA-S3



GENERAL INFORMATION

VALENCIA is a family with 3 different colors wall lighting fixtures for LED bulbs, A60-65, E27 socket.

Opal diffuser.

Triple lighting direction, up, down & front.

Housing of aluminium, painted with sandblasted finishing in sand white & black color and stainless steel painted in nickel mat.

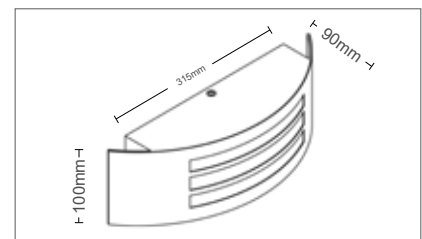


3231060 - White color

3231050 - Black color

3231040 - Nickel mat

VALENCIA



2024
lighting
electrical
catalog

9

GARDEN LIGHTS

**WALL, CEILING & FLOOR STANDING
LIGHT FIXTURES**

GENERAL INFORMATION

LIVORNO is a family of garden lighting fixtures for LED bulbs, A60, E27 socket, consisted of a wall mounted and floor standing models.

For outdoor use.

Transparent diffuser made of polycarbonate.

Housing of polycarbonate, painted with sand-blasted finishing in sand black color with an extra UV film for protection.



3242230 - LIVORNO W



3242220 - LIVORNO 46

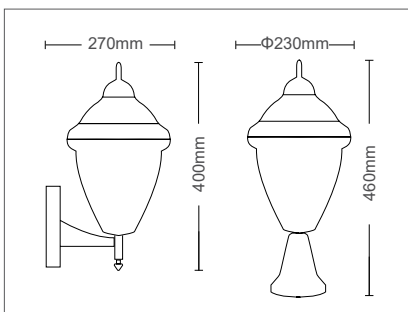


■ Sand black

LIVORNO W / 46

3242220 - LIVORNO 46 - Sand black

3242230 - LIVORNO W - Sand black



GENERAL INFORMATION

LIVORNO is a family of garden lighting fixtures for LED bulbs, A60, E27 socket, consisted of a wall mounted and floor standing models.

For outdoor use.

Opal diffuser made of polycarbonate.

Housing of polycarbonate, painted in antique patina with an extra UV film for protection.



3241230 - LIVORNO W



3241220 - LIVORNO 45

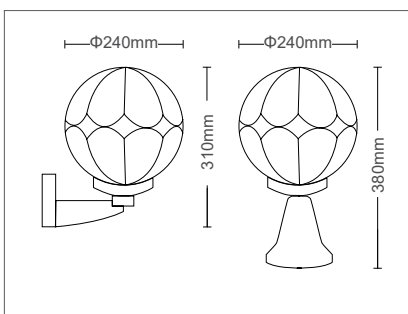


■ Antique patina

LIVORNO W / 45

3241220 - LIVORNO 45 - Antique patina

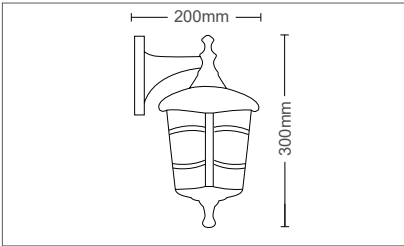
3241230 - LIVORNO W - Antique patina



GENERAL INFORMATION

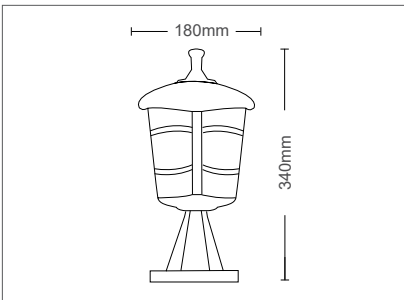
BARI is a family of garden lighting fixtures for LED bulbs, A60, E27 socket, consisted of 3 models.

Transparent diffuser made of polycarbonate.
Housing of polycarbonate, painted in sand black with an extra UV film for protection & antique patina.



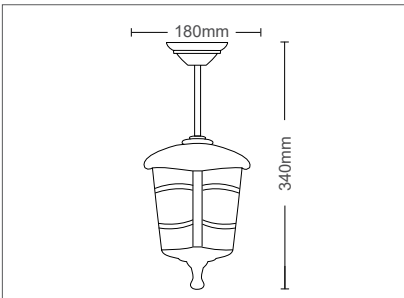
3241990 - BARI W - Sand black

3242030 - BARI W - Antique patina



3241960 - BARI 34 - Sand black

3242000 - BARI 34 - Antique patina



3241980 - BARI H - Sand black

3242020 - BARI H - Antique patina



■ Sand black
■ Antique patina

BARI W



■ Sand black
■ Antique patina

BARI 34



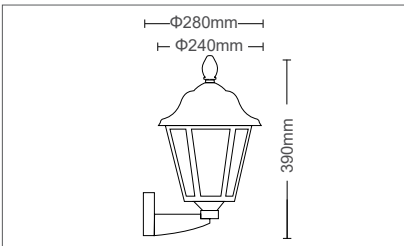
■ Sand black
■ Antique patina

BARI H

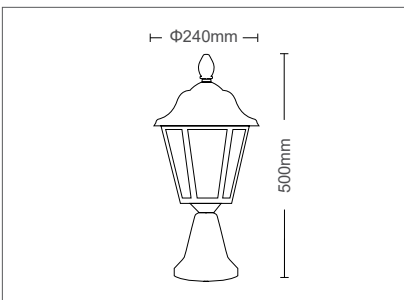
GENERAL INFORMATION

VERONA is a family of garden lighting fixtures for LED bulbs, A60, E27 socket, consisted of 3 models.

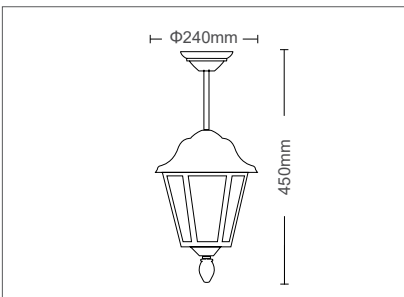
Transparent diffuser made of polycarbonate.
Housing of polycarbonate, painted in sand black with an extra UV film for protection & antique patina.



- 3242070 - VERONA W - Sand black
- 3242100 - VERONA W - Antique patina



- 3242060 - VERONA 45 - Sand black
- 3242090 - VERONA 45 - Antique patina



- 3242080 - VERONA H - Sand black
- 3242110 - VERONA H - Antique patina



- Sand black
- Antique patina

VERONA W



- Sand black
- Antique patina

VERONA 45



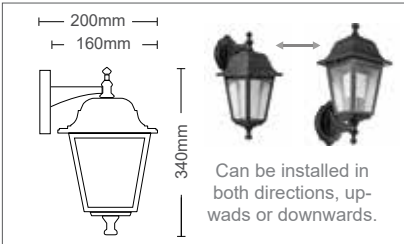
- Sand black
- Antique patina

VERONA H

GENERAL INFORMATION

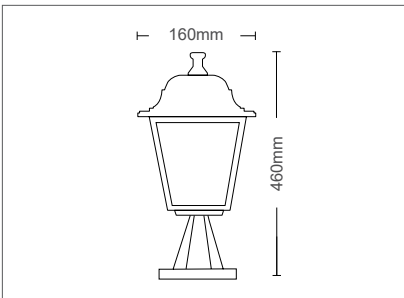
BERGAMO is a family of garden lighting fixtures for LED bulbs, A60, E27 socket, consisted of 4 models.

Transparent diffuser made of polycarbonate.
Housing of polycarbonate, painted in sand black with an extra UV film for protection & antique patina.



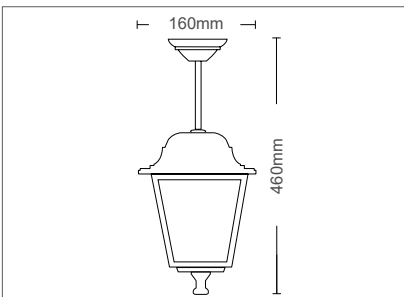
3241880 - BERGAMO W - Sand black

3241920 - BERGAMO W - Antique patina



3241850 - BERGAMO 40 - Sand black

3241890 - BERGAMO 40 - Antique patina



3241870 - BERGAMO H - Sand black

3241910 - BERGAMO H - Antique patina



■ Sand black
■ Antique patina

BERGAMO W



■ Sand black
■ Antique patina

BERGAMO 40



■ Sand black
■ Antique patina

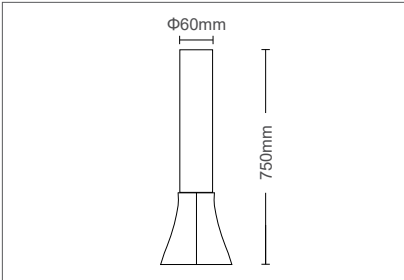
BERGAMO H

GENERAL INFORMATION

POLE-75 is a small pole for all garden lighting fixtures of BERGAMO family for LED bulbs, A60, E27 socket.

For outdoor use.

POLE-75 is made of steel electrostatically painted in sand black or antique patina. E27 lampholder with 1m cable for easy connection with the fixture is included in the package.



3242240 - POLE 75 - Sand black

3242250 - POLE 75 - Antique patina



■ Sand black
■ Antique patina

POLE 75

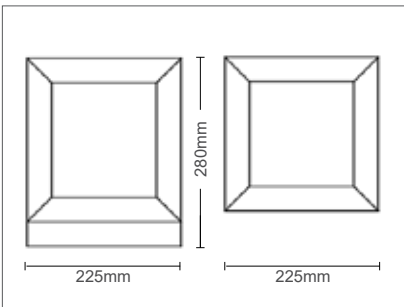
GENERAL INFORMATION

CUBO is a floor standing garden lighting fixture for LED bulbs, A60, E27 socket.

For outdoor use.

Opal diffuser made of polycarbonate.

Housing of polycarbonate, painted in sand black with an extra UV film for protection. Is lighted by 4 sides and the top.



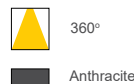
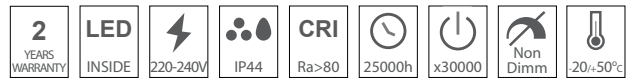
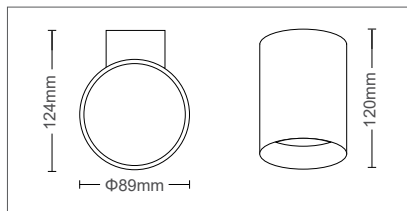
■ Sand black

CUBO

3242260 - Sand black

TECHNICAL SPECIFICATIONS

Power	
8W	
Luminous Flux	
380LM	
Color Temperature	
4000K	
CRI	80
Power Factor	>0.50
Voltage Range	200-240V
Beam Angle	360°
Protection Class	IP44
Working Temperature	-20°C/+50°C
Main Material	Aluminium & PC



BILBAO W1

BILBAO W1 is a waterproof (IP44) wall surface led light fitting equipped with SANAN LED sources.

The solutions subject of proposal vary in terms of form and type of installation, with one common denominator: the quality of our products.

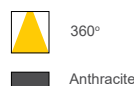
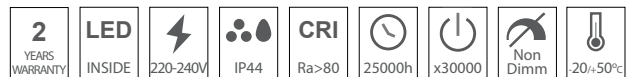
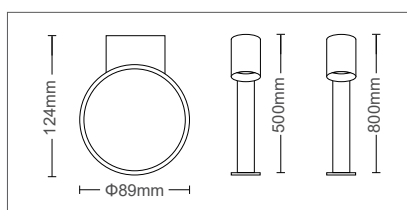
Housing of Aluminium & polycarbonate painted with sandblasted finishing in anthracite mat color.

Opal diffuser.

3241440

TECHNICAL SPECIFICATIONS

Power	
8W	
Luminous Flux	
380LM	
Color Temperature	
4000K	
CRI	80
Power Factor	>0.50
Voltage Range	200-240V
Beam Angle	360°
Protection Class	IP44
Working Temperature	-20°C/+50°C
Main Material	Aluminium & PC



BILBAO B50 / B80

BILBAO B are two waterproof (IP44) floor standing led light fittings equipped with SANAN LED sources. The solutions subject of proposal vary in terms of form and type of installation, with one common denominator: the quality of our products. Housing of Aluminium & polycarbonate painted with sandblasted finishing in anthracite mat color. Opal diffuser.

3241450 BILBAO B50
3241460 BILBAO B80

GENERAL INFORMATION

RIGA W1 is a family of wall lighting fixtures for LED bulbs, MR16, GU10 socket.

For outdoor use.

Transparent diffuser made of polycarbonate.
Housing of stainless steel, painted with sand-blasted finishing in sand black color with an extra UV film for protection.

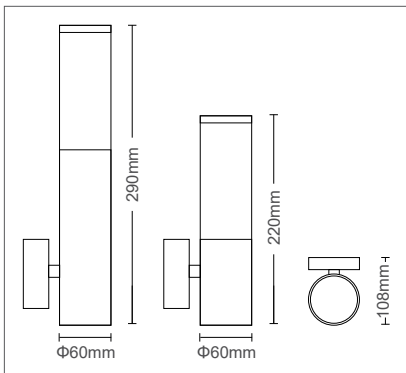
RIGA W1S is equipped with PIR sensor.

Detection angle: 100°.

Detection range: 7m in length & 1.5-2.5m in height.

Time delay: 5-240sec.

Sensitivity: <20 lux.



■ Sand black

RIGA W

3241410 - RIGA W1S - Black color

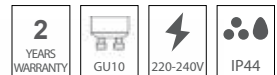
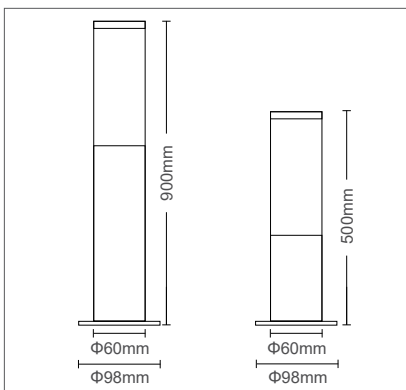
3241400 - RIGA W1 - Black color

GENERAL INFORMATION

RIGA B is a family of floor standing lighting fixtures for LEDs bulbs, MR16, GU10 socket.

For outdoor use.

Transparent diffuser made of polycarbonate.
Housing of stainless steel, painted with sand-blasted finishing in sand black color with an extra UV film for protection.



3241430 - RIGA B90

3241420 - RIGA B50

■ Sand black

RIGA B

3241430 - RIGA B90 - Black color

3241420 - RIGA B50 - Black color

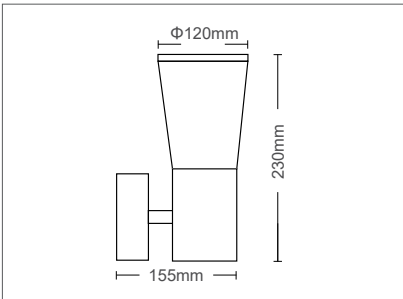
GENERAL INFORMATION

MURCIA W1 is a wall lighting fixture for LED bulbs, A60, E27 socket.

For outdoor use.

Frozen diffuser made of glass.

Housing of stainless steel, painted in nickel mat finishing.



MURCIA W1

3241470 - MURCIA W1 - Nickel mat

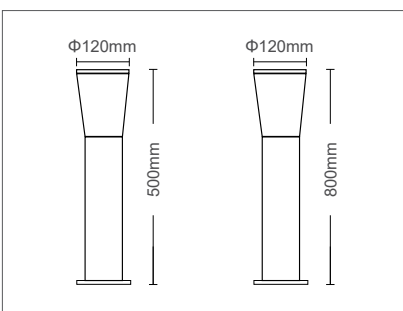
GENERAL INFORMATION

MURCIA B are floor standing lighting fixtures for LED bulbs, A60, E27 socket.

For outdoor use.

Frozen diffuser made of glass.

Housing of stainless steel, painted in nickel mat finishing.



MURCIA B80 / B50

3241490 - MURCIA B80 - Nickel mat

3241480 - MURCIA B50 - Nickel mat

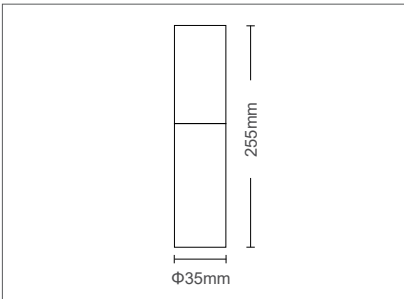
GENERAL INFORMATION

HAMBURG W1 is a wall lighting fixture for LED bulbs, G9 socket.

For outdoor use.

Frozen diffuser made of glass.

Housing of stainless steel, painted in nickel mat finishing.



HAMBURG W1

3241520 - HAMBURG W1 - Nickel mat

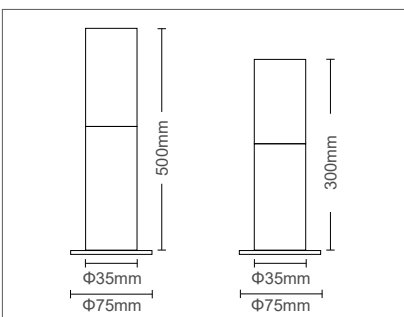
GENERAL INFORMATION

HAMBURG B are floor standing lighting fixtures for LEDs bulbs, G9 socket.

For outdoor use.

Frozen diffuser made of glass.

Housing of stainless steel, painted in nickel mat finishing.



HAMBURG B50 / B30

3241540 - HAMBURG B50 - Nickel mat

3241530 - HAMBURG B30 - Nickel mat

GENERAL INFORMATION

TRIESTE W is a wall lighting fixture for LED bulbs, A60, E27 socket.

For outdoor use.

Opal diffuser made of polycarbonate.

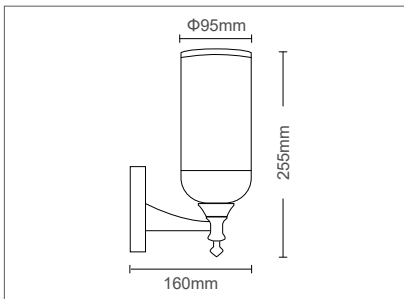
Housing of polycarbonate, painted in sand black color with an extra UV film for protection. Seaside use.



■ Sand black

TRIESTE W

3241730 - TRIESTE W - Black color



GENERAL INFORMATION

TRIESTE 83 & 30 are 2 floor standing garden lighting fixtures for LED bulbs, A60, E27 socket.

For outdoor use.

Opal diffuser made of polycarbonate.

Housing of polycarbonate, painted in sand black color with an extra UV film for protection. Product is disassembled in the package.

Seaside use.




■ Sand black

TRIESTE 83 / 30

3241950 - TRIESTE 83 - Black color

3241720 - TRIESTE 30 - Black color



GENERAL INFORMATION

PRATUM is a garden lighting fixture for LED bulbs, MR16, GU10 socket.

The solutions subject of proposal vary in terms of form and type of installation, with one common denominator: the quality of our products. For outdoor use.

Clear diffuser made of polycarbonate.

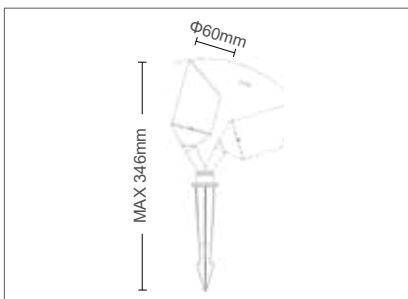
Housing of ABS, painted in sandblasted black color and applied with special UV coating for extra protection.



■ Sand black

PRATUM

3241620 - Black color



GENERAL INFORMATION

LAGOS C is a garden lighting fixture for LED bulbs, MR16, GU10 socket.

The solutions subject of proposal vary in terms of form and type of installation, with one common denominator: the quality of our products.

You can install it on any surface with screws or in the ground with the help of the extra spike which is included in the package.

For outdoor use.

Clear diffuser made of glass.

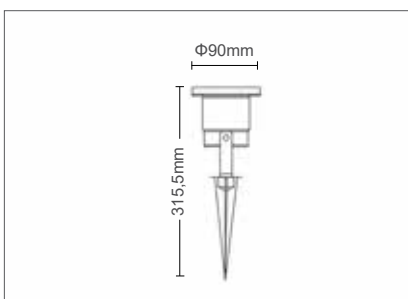
Housing of Aluminium, painted electrostatically in sandblasted black color and applied with special UV coating for extra protection.



■ Sand black

LAGOS C

3240510 - Black color



GARDEN LIGHTS

GENERAL INFORMATION

MANTUS, is a garden waterproof, IP65, projector equipped with SMD LED.

The solutions subject of proposal vary in terms of form and type of installation, with one common denominator: the quality of our products.

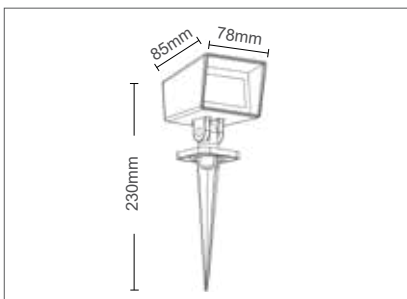
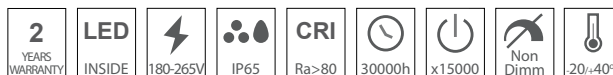
You can install it on any surface with screws or in the ground with the help of the extra spike which is included in the package.

Semi transparent polycarbonate diffuser.

Constant current LED driver included.

Housing of ABS, painted in sand black and applied a special UV coating for extra protection.


Power supply cable covered by rubber, 3x1 mm², with 0,2m length.



PHOTOMETRIC DIAGRAM

MANTUS

3241550	5W	555lm	3000K
3241560	5W	555lm	4200K
3241580	5W	600lm	GREEN



GENERAL INFORMATION

RANTUS, is a garden waterproof, IP65, projector equipped with SMD LEDs.

The solutions subject of proposal vary in terms of form and type of installation, with one common denominator: the quality of our products.

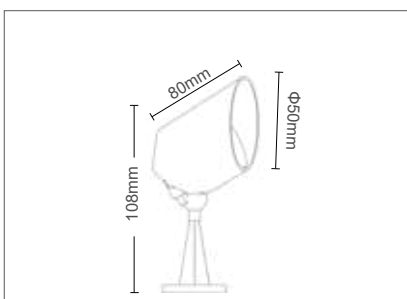
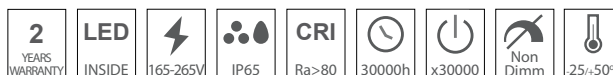
You can install it on any surface with screws or in the ground with the help of the extra spike which is included in the package.

Transparent polycarbonate diffuser.

Constant current LED driver included.

Housing of Aluminium, painted in sandblasted black color and applied with special UV coating for extra protection.

Power supply cable covered by rubber, 3x1 mm², with 0,2m length.



RANTUS

3242270	5W	465lm	3000K
3242280	5W	475lm	4000K
3242290	5W	485lm	GREEN

GENERAL INFORMATION

MODUS is an underwater pool or garden lighting fixture for LED bulbs, MR16, GU5.3 socket.

The solutions subject of proposal vary in terms of form and type of installation, with one common denominator: the quality of our products.

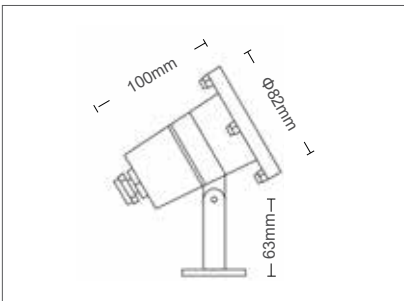
You can install it on any surface with screws.

For outdoor use.

Clear diffuser made of glass.

Housing of stainless steel, painted in nickel mat finishing.

Power supply cable is covered with silicone and is 50cm long.



MODUS

3220110 - Nickel mat



GENERAL INFORMATION

GRANDE is a family with 3 different size underground waterproof, IP67, Spot Fixtures for LED bulbs, PAR16 type, GU10 & E27 (models GRANDE 18)

Housing of stainless steel, painted in nickel mat finishing.

Power supply cable is covered with silicone and is 30cm long.



GRANDE

3200180 - GRANDE B12R - GU10

3200150 - GRANDE 12 - GU10

3200160 - GRANDE 18 - E27



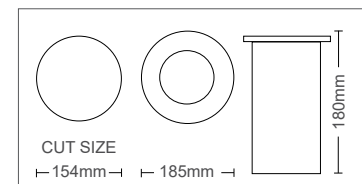
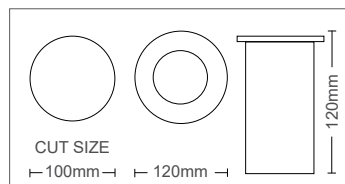
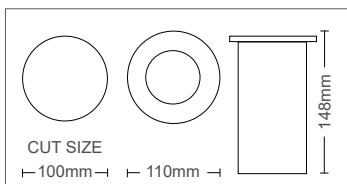
GRANDE-B12R



GRANDE-12



GRANDE-18



10

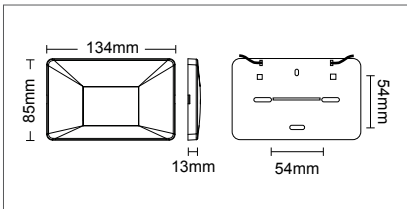
STEP LIGHTS

**RECESSED & SURFACE LED
LIGHT FIXTURES**



GENERAL INFORMATION

MINO is a waterproof (IP65) wall surface led light fitting equipped with SANAN LED sources. The solutions subject of proposal vary in terms of form and type of installation, with one common denominator: the quality of our products. Housing of polycarbonate painted with sand-blasted finishing in sand black & white. Semi transparent diffuser. Driver included on the fixture.



OUTDOOR LED STEP LIGHTS

2 YEARS WARRANTY | SEASIDE USE | LED INSIDE | 220-240V | IP65 | CRI Ra>80 | 30000h | x30000 | Non Dimm | 20-40°C



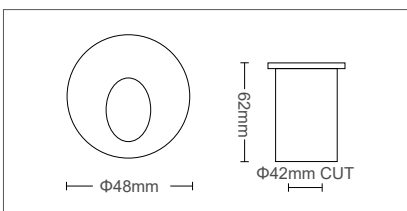
- 120°
- Sand black
- Sand white

MINO


3410420 - Black color	3W	150lm	3000K
3410430 - White color	3W	180lm	3000K

GENERAL INFORMATION

TINO is a family of waterproof (IP65) wall recessed led light fittings equipped with SANAN LED sources. The solutions subject of proposal vary in terms of form and type of installation, with one common denominator: the quality of our products. Housing of aluminium painted with sandblasted finishing in sand black & white. Semi transparent diffuser made by ABS. Driver included in the package.



2 YEARS WARRANTY | LED INSIDE | 100-240V | IP65 | CRI Ra>80 | 25000h | x25000 | Non Dimm | 25-50°C



- 75°
- Sand black
- Sand white

TINO R

3410340 - Black color	2W	110lm	3000K
3410350 - Black color	2W	110lm	4000K
3410360 - White color	2W	110lm	3000K
3410370 - White color	2W	110lm	4000K

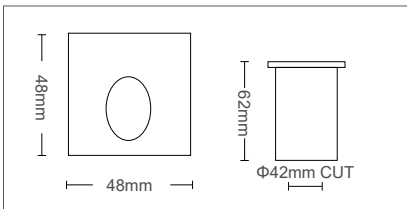


OUTDOOR LED
STEP LIGHTS


GENERAL INFORMATION

TINO is a family of waterproof (IP65) wall recessed led light fittings equipped with SANAN LED sources.

The solutions subject of proposal vary in terms of form and type of installation, with one common denominator: the quality of our products. Housing of aluminium painted with sandblasted finishing in sand black & white. Semi transparent diffuser made by ABS. Driver included in the package.



2 YEARS WARRANTY | LED INSIDE | 100-240V | IP65 | CRI Ra>80 | 25000h | x25000 | Non Dimm | 25/+50°C



- 60°
- Sand black
- Sand white

TINO S

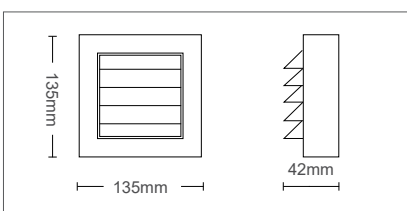


3410380 - Black color	2W	110lm	3000K
3410390 - Black color	2W	110lm	4000K
3410400 - White color	2W	110lm	3000K
3410410 - White color	2W	110lm	4000K

GENERAL INFORMATION

ADRIA-ST2G is a waterproof (IP65) wall surface led light fitting equipped with SANAN LED sources.

The solutions subject of proposal vary in terms of form and type of installation, with one common denominator: the quality of our products. Housing of ABS & polycarbonate painted in anthracite mat color. Semi transparent diffuser. Driver included on the fixture.



2 YEARS WARRANTY | SEASIDE USE | LED INSIDE | 220-240V | IP65 | CRI Ra>80 | 30000h | x25000 | Non Dimm | 20/+45°C



- 60°
- Anthracite

ADRIA ST2G

3230661 - Anthracite	6W	150lm	3000K
3230660 - Anthracite	6W	150lm	4000K

OUTDOOR LED
STEP LIGHTS

GENERAL INFORMATION

ADRIA-ST2P is a waterproof (IP65) wall surface led light fitting equipped with SANAN LED sources.

The solutions subject of proposal vary in terms of form and type of installation, with one common denominator: the quality of our products.

Housing of ABS & polycarbonate painted in anthracite mat color.

Opal diffuser.

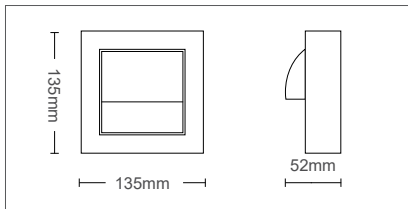
Driver included on the fixture.



90°



Anthracite



ADRIA ST2P

3230651 - Anthracite	6W	150lm	3000K
3230650 - Anthracite	6W	150lm	4000K

GENERAL INFORMATION

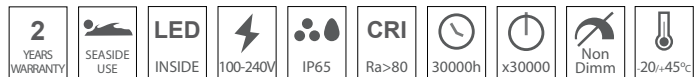
ADRIA-ST1G is a waterproof (IP65) wall surface led light fitting equipped with SANAN LED sources.

The solutions subject of proposal vary in terms of form and type of installation, with one common denominator: the quality of our products.

Housing of ABS & polycarbonate painted in anthracite mat color.

Semi transparent diffuser.

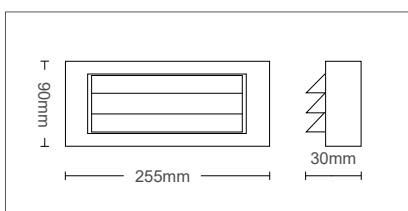
Driver included on the fixture.



45°



Anthracite



ADRIA ST1G

3230631 - Anthracite	6W	180lm	3000K
3230630 - Anthracite	6W	180lm	4000K

GENERAL INFORMATION

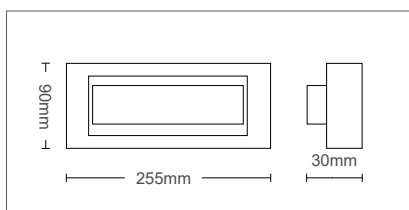
ADRIA-ST1P is an up & down waterproof (IP65) wall surface led light fitting equipped with SANAN LED sources.

The solutions subject of proposal vary in terms of form and type of installation, with one common denominator: the quality of our products.

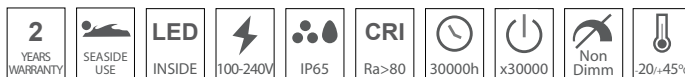
Housing of ABS & polycarbonate painted in anthracite mat color.

Semi transparent diffuser.

Driver included on the fixture.



OUTDOOR LED STEP LIGHTS



90°/90°

Anthracite

ADRIA ST1P

3230641 - Black color	6W	150lm	3000K
3230640 - Black color	6W	150lm	4000K

GENERAL INFORMATION

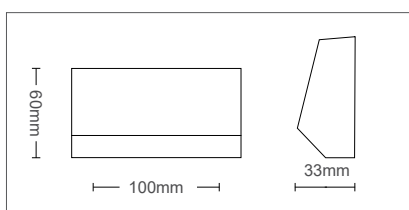
ADRIA-ST2 is a waterproof (IP65) wall surface led light fittings equipped with SANAN LED sources.

The solutions subject of proposal vary in terms of form and type of installation, with one common denominator: the quality of our products.

Housing of ABS & polycarbonate painted in anthracite mat color.

Semi transparent diffuser.

Driver included on the fixture.



60°

Anthracite

ADRIA ST2

3230451 - Anthracite	2W	90lm	3000K
3230450 - Anthracite	2W	90lm	4000K

OUTDOOR LED
 STEP LIGHTS

GENERAL INFORMATION


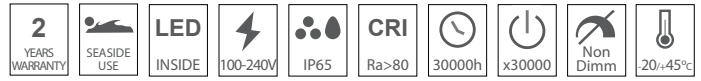
ADRIA-ST4 is a waterproof (IP65) wall surface led light fittings equipped with SANAN LED sources.

The solutions subject of proposal vary in terms of form and type of installation, with one common denominator: the quality of our products.

Housing of ABS & polycarbonate painted in anthracite mat color.

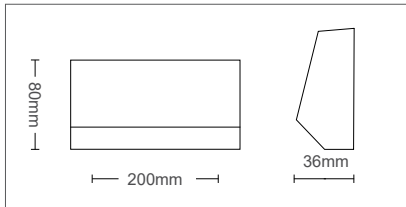
Semi transparent diffuser.

Driver included on the fixture.



60°

■ Anthracite



ADRIA ST4

3230461 - Black color	4W	220lm	3000K
3230460 - Black color	4W	220lm	4000K

11

FLOODLIGHTS

SIMPLE & SENSOR

OUTDOOR LED
 FLOODLIGHTS

GENERAL INFORMATION

INDUS 3rd generation, is a family of water-proof, IP65, projectors equipped with SMD LEDs.

The solutions subject of proposal vary in terms of form and type of installation, with one common denominator: the quality of our products.

Mounting arm of profiled steel board, also painted in sandblasted dark grey color.

Lenses of polycarbonate.

Transparent tempered glass diffuser with a thickness of 4 mm.


Constant current LEDs drivers included.


Housing of die-cast aluminum alloy, with high coefficient of thermal dispersion, electrostatically painted in sandblasted dark grey color.

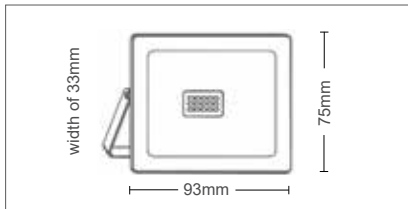
Power supply cable covered by rubber, 3x1 mm², with 0,2m length.

2 YEARS WARRANTY	LED INSIDE	⚡ 220-240V	💧 IP65	CRI Ra>80	🕒 25000h	🔌 x15000	☔ Non Dimm	🌡️ 20÷50°C
-------------------------------	----------------------	----------------------	------------------	---------------------	--------------------	--------------------	----------------------	----------------------



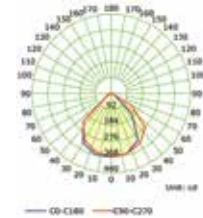
 120°

 Dark grey



INDUS 10

PHOTOMETRIC DIAGRAM



3022010	10W	950lm	4000K
3022020	10W	1000lm	6000K
3022008	10W	850lm	GREEN

GENERAL INFORMATION

INDUS 3rd generation, is a family of water-proof, IP65, projectors equipped with SMD LEDs.

The solutions subject of proposal vary in terms of form and type of installation, with one common denominator: the quality of our products.

Mounting arm of profiled steel board, also painted in sandblasted dark grey color.

Lenses of polycarbonate.

Transparent tempered glass diffuser with a thickness of 4 mm.


Constant current LEDs drivers included.


Housing of die-cast aluminum alloy, with high coefficient of thermal dispersion, electrostatically painted in sandblasted dark grey color.

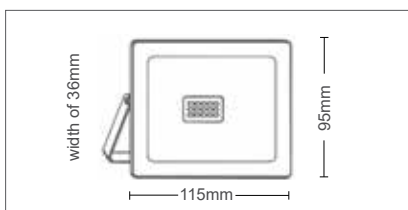
Power supply cable covered by rubber, 3x1 mm², with 0,2m length.

2 YEARS WARRANTY	LED INSIDE	⚡ 220-240V	💧 IP65	CRI Ra>80	🕒 25000h	🔌 x15000	☔ Non Dimm	🌡️ 20÷50°C
-------------------------------	----------------------	----------------------	------------------	---------------------	--------------------	--------------------	----------------------	----------------------



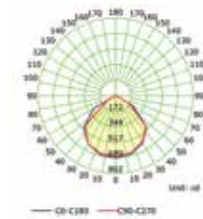
 120°

 Dark grey



INDUS 20

PHOTOMETRIC DIAGRAM



3022070	20W	1900lm	4000K
3022080	20W	2000lm	6000K
3022068	20W	1700lm	GREEN

OUTDOOR LED
FLOODLIGHTS

GENERAL INFORMATION

INDUS 3rd generation, is a family of water-proof, IP65, projectors equipped with SMD LEDs.

The solutions subject of proposal vary in terms of form and type of installation, with one common denominator: the quality of our products.

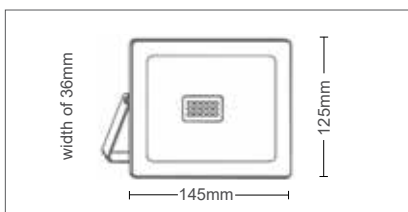
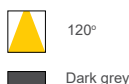
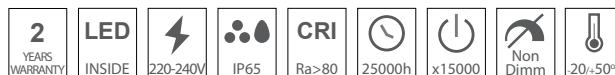
Mounting arm of profiled steel board, also painted in sandblasted dark grey color.

Transparent tempered glass diffuser with a thickness of 4 mm.

Constant current LEDs drivers included.

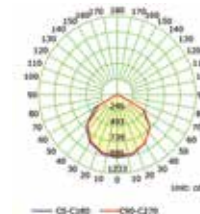
Housing of die-cast aluminum alloy, with high coefficient of thermal dispersion, electrostatically painted in sandblasted dark grey color.

Power supply cable covered by rubber, 3x1 mm², with 0,2m length.



INDUS 30

PHOTOMETRIC DIAGRAM



3022130	30W	2850lm	4000K
3022140	30W	3000lm	6000K

GENERAL INFORMATION

INDUS 3rd generation, is a family of water-proof, IP65, projectors equipped with SMD LEDs.

The solutions subject of proposal vary in terms of form and type of installation, with one common denominator: the quality of our products.

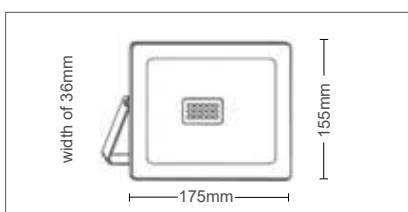
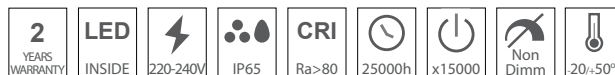
Mounting arm of profiled steel board, also painted in sandblasted dark grey color.

Transparent tempered glass diffuser with a thickness of 4 mm.

Constant current LEDs drivers included.


Housing of die-cast aluminum alloy, with high coefficient of thermal dispersion, electrostatically painted in sandblasted dark grey color.

Power supply cable covered by rubber, 3x1 mm², with 0,2m length.



INDUS 50

PHOTOMETRIC DIAGRAM



3022190	50W	4750lm	4000K
3022200	50W	5000lm	6000K

OUTDOOR LED
FLOODLIGHTS

GENERAL INFORMATION

INDUS 3rd generation, is a family of water-proof, IP65, projectors equipped with SMD LEDs.

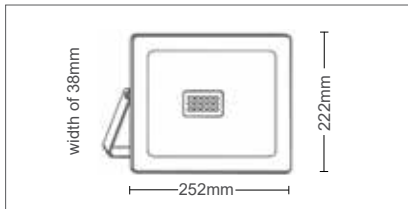
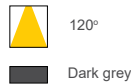
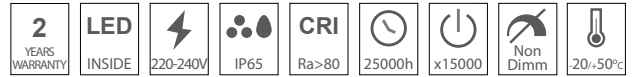
The solutions subject of proposal vary in terms of form and type of installation, with one common denominator: the quality of our products. Mounting arm of profiled steel board, also painted in sandblasted dark grey color.

Transparent tempered glass diffuser with a thickness of 4 mm.

Constant current LEDs drivers included.

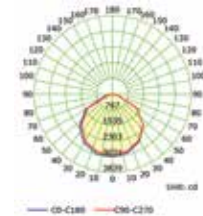
Housing of die-cast aluminum alloy, with high coefficient of thermal dispersion, electrostatically painted in sandblasted dark grey color.

Power supply cable covered by rubber, 3x1 mm², with 0,2m length.



INDUS 100

PHOTOMETRIC DIAGRAM



3022220	100W	9500lm	4000K
3022230	100W	10000lm	6000K

GENERAL INFORMATION

INDUS 3rd generation, is a family of water-proof, IP65, projectors equipped with SMD LEDs.

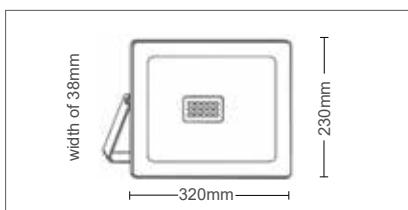
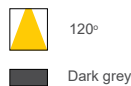
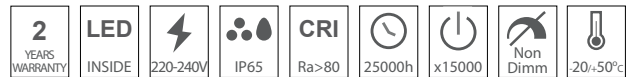
The solutions subject of proposal vary in terms of form and type of installation, with one common denominator: the quality of our products. Mounting arm of profiled steel board, also painted in sandblasted dark grey color.

Transparent tempered glass diffuser with a thickness of 4 mm.

Constant current LEDs drivers included.

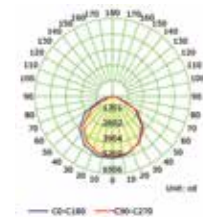
Housing of die-cast aluminum alloy, with high coefficient of thermal dispersion, electrostatically painted in sandblasted dark grey color.

Power supply cable covered by rubber, 3x1 mm², with 0,2m length.



INDUS 150

PHOTOMETRIC DIAGRAM



3022260	150W	15000lm	6000K
---------	------	---------	-------

OUTDOOR LED
FLOODLIGHTS

GENERAL INFORMATION

INDUS 3rd generation, is a family of water-proof, IP65, projectors equipped with SMD LEDs.

The solutions subject of proposal vary in terms of form and type of installation, with one common denominator: the quality of our products.

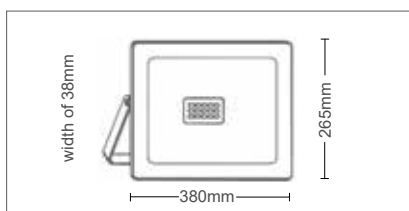
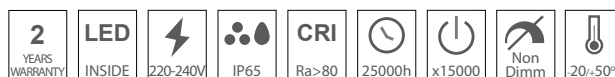
Mounting arm of profiled steel board, also painted in sandblasted dark grey color.

Transparent tempered glass diffuser with a thickness of 4 mm.

Constant current LEDs drivers included.

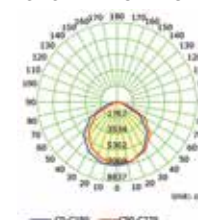
Housing of die-cast aluminum alloy, with high coefficient of thermal dispersion, electrostatically painted in sandblasted dark grey color.

Power supply cable covered by rubber, 3x1,5 mm², with 0,2m length.



INDUS 200

PHOTOMETRIC DIAGRAM



3022290 200W 20000lm 6000K

GENERAL INFORMATION

INDUS 3rd generation, is a family of water-proof, IP65, projectors equipped with SMD LEDs.

The solutions subject of proposal vary in terms of form and type of installation, with one common denominator: the quality of our products.

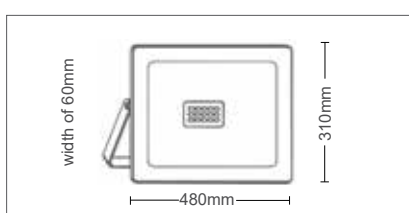
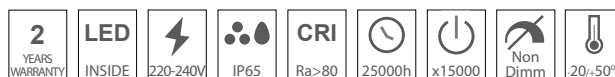
Mounting arm of profiled steel board, also painted in sandblasted dark grey color.

Transparent tempered glass diffuser with a thickness of 4 mm.

Constant current LEDs drivers included.

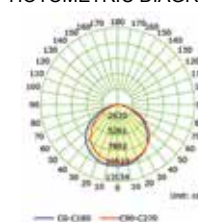
Housing of die-cast aluminum alloy, with high coefficient of thermal dispersion, electrostatically painted in sandblasted dark grey color.

Power supply cable covered by rubber, 3x1,5 mm², with 0,2m length.



INDUS 300

PHOTOMETRIC DIAGRAM



3022320 300W 30000lm 6000K

GENERAL INFORMATION

INDUS 3rd generation, is a family of water-proof, IP65, projectors equipped with SMD LEDs.

The solutions subject of proposal vary in terms of form and type of installation, with one common denominator: the quality of our products. Mounting arm of profiled steel board, also painted in sandblasted dark grey color.

Transparent tempered glass diffuser with a thickness of 4 mm.



Constant current LEDs drivers included.

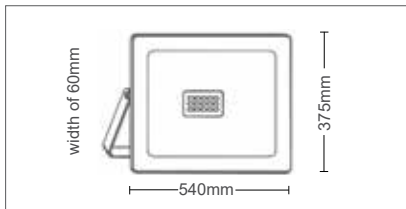
Housing of die-cast aluminum alloy, with high coefficient of thermal dispersion, electrostatically painted in sandblasted dark grey color.

Power supply cable covered by rubber, 3x1,5 mm², with 0,2m length.

2 YEARS WARRANTY	LED INSIDE	220-240V	IP65	CRI Ra>80	25000h	x15000	Non Dimm	20-50°C
-------------------------------	----------------------	-----------------	-------------	---------------------	---------------	---------------	-----------------	----------------

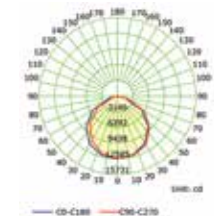


-  120°
-  Dark grey



INDUS 400

PHOTOMETRIC DIAGRAM



3022350 400W 40000lm 6000K

OUTDOOR LED
FLOODLIGHTS

GENERAL INFORMATION

INDUS 4th generation, is a family of water-proof, IP65, projectors equipped with SMD LEDs.

The solutions subject of proposal vary in terms of form and type of installation, with one common denominator: the quality of our products.

Mounting arm of profiled steel board, also painted in sandblasted dark grey color.

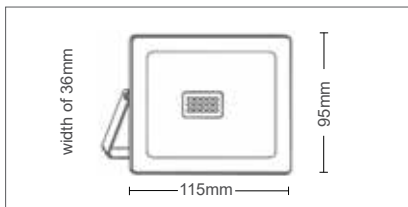
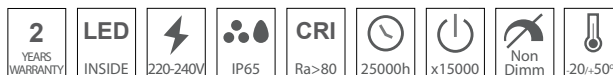
Transparent tempered glass diffuser with a thickness of 4 mm.

Constant current LEDs drivers included.

Housing of die-cast aluminum alloy, with high coefficient of thermal dispersion, electrostatically painted in sand white.

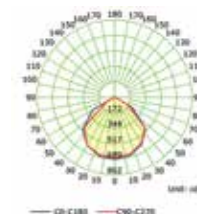
Power supply cable covered by rubber, 3x1 mm², with 0,2m length.

From the remote control you can select the desired color among many choices, to dimm & switch on/off.



INDUS 20 RGB

PHOTOMETRIC DIAGRAM



3022430 20W 1000lm RGB

GENERAL INFORMATION

INDUS 4th generation, is a family of water-proof, IP65, projectors equipped with SMD LEDs.

The solutions subject of proposal vary in terms of form and type of installation, with one common denominator: the quality of our products.

Mounting arm of profiled steel board, also painted in sandblasted dark grey color.

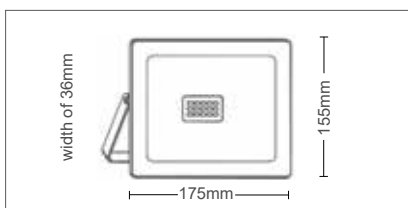
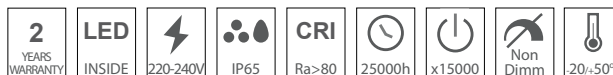
Transparent tempered glass diffuser with a thickness of 4 mm.

Constant current LEDs drivers included.

Housing of die-cast aluminum alloy, with high coefficient of thermal dispersion, electrostatically painted in sand white.

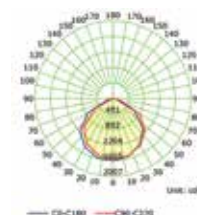
Power supply cable covered by rubber, 3x1 mm², with 0,2m length.

From the remote control you can select the desired color among many choices, to dimm & switch on/off.



INDUS 50 RGB

PHOTOMETRIC DIAGRAM



3022440 50W 2500lm RGB

OUTDOOR LED
 FLOODLIGHTS

GENERAL INFORMATION

INDUS 3rd generation, is a family of water-proof, IP44, projectors equipped with SMD LEDs & PIR sensor.

Mounting arm of profiled steel board, also painted in sandblasted dark grey color.

Transparent tempered glass diffuser with a thickness of 4 mm.

Constant current LEDs drivers included.

Housing of die-cast aluminum alloy, with high coefficient of thermal dispersion, electrostatically painted in sandblasted dark grey color.

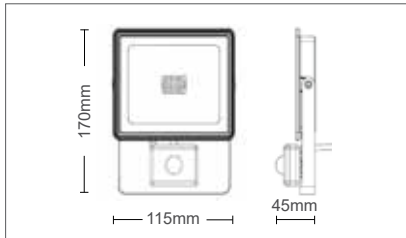
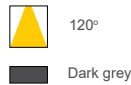
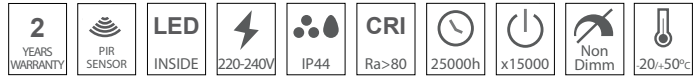
Power supply cable covered by rubber, 3x1,5 mm², with 0,2m length.

PIR sensor settings:

Detection range: 12m long & 4m high.


Time setting: (10sec-4min).

Sensitivity adjustment: (10-2000 lux).



INDUS S 10

PHOTOMETRIC DIAGRAM



3022050 10W 1000lm 6000K

GENERAL INFORMATION

INDUS 3rd generation, is a family of water-proof, IP44, projectors equipped with SMD LEDs & PIR sensor.

Mounting arm of profiled steel board, also painted in sandblasted dark grey color.

Transparent tempered glass diffuser with a thickness of 4 mm.

Constant current LEDs drivers included.

Housing of die-cast aluminum alloy, with high coefficient of thermal dispersion, electrostatically painted in sandblasted dark grey color.

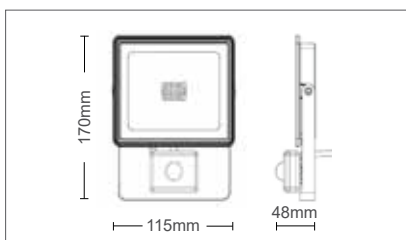
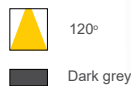
Power supply cable covered by rubber, 3x1,5 mm², with 0,2m length.

PIR sensor settings:

Detection range: 12m long & 4m high.

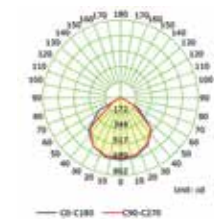
Time setting: (10sec-4min).

Sensitivity adjustment: (10-2000 lux).



INDUS S 20

PHOTOMETRIC DIAGRAM



3022110 20W 2000lm 6000K

OUTDOOR LED
 FLOODLIGHTS

GENERAL INFORMATION

INDUS 3rd generation, is a family of water-proof, IP44, projectors equipped with SMD LEDs & PIR sensor.

Mounting arm of profiled steel board, also painted in sandblasted dark grey color.

Transparent tempered glass diffuser with a thickness of 4 mm.

Constant current LEDs drivers included.

Housing of die-cast aluminum alloy, with high coefficient of thermal dispersion, electrostatically painted in sandblasted dark grey color.

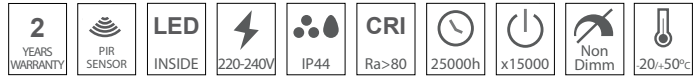
Power supply cable covered by rubber, 3x1,5 mm², with 0,2m length.

PIR sensor settings:

Detection range: 12m long & 4m high.

Time setting: (10sec-4min).

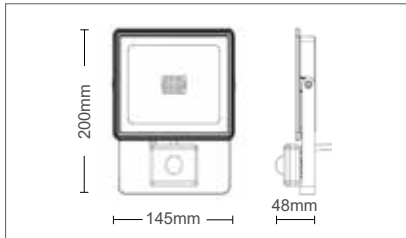
Sensitivity adjustment: (10-2000 lux).



120°

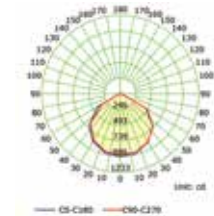


Dark grey



INDUS S 30

PHOTOMETRIC DIAGRAM



3022170 30W 3000lm 6000K

OUTDOOR LED
FLOODLIGHTS

GENERAL INFORMATION

SAVA 1st generation, is an economic family of waterproof, IP65, projectors equipped with SMD LEDs.

The solutions subject of proposal vary in terms of form and type of installation, with one common denominator: the quality of our products.

Mounting arm of profiled steel board, also painted in sandblasted dark grey color.

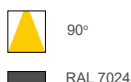
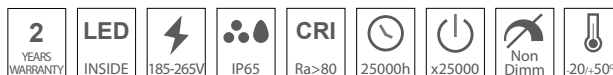
Lenses of polycarbonate.

Transparent tempered glass diffuser with a thickness of 4 mm.

Constant current LEDs drivers included.


Housing of die-cast aluminum alloy, with high coefficient of thermal dispersion, electrostatically painted in sandblasted dark grey color.

Power supply cable covered by rubber, 3x0.75 mm², with 0,15m length.

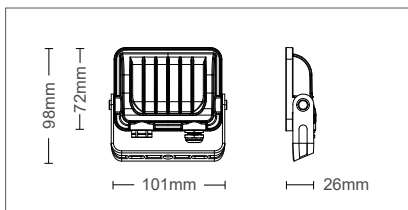


SAVA 10

PHOTOMETRIC DIAGRAM



3022520	10W	980lm	4000K
3022530	10W	1000lm	6000K
3022540	10W	850lm	GREEN



GENERAL INFORMATION

SAVA 1st generation, is an economic family of waterproof, IP65, projectors equipped with SMD LEDs.

The solutions subject of proposal vary in terms of form and type of installation, with one common denominator: the quality of our products.

Mounting arm of profiled steel board, also painted in sandblasted dark grey color.

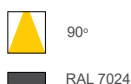
Lenses of polycarbonate.

Transparent tempered glass diffuser with a thickness of 4 mm.

Constant current LEDs drivers included.

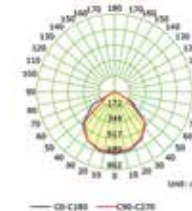
Housing of die-cast aluminum alloy, with high coefficient of thermal dispersion, electrostatically painted in sandblasted dark grey color.

Power supply cable covered by rubber, 3x0.75 mm², with 0,15m length.

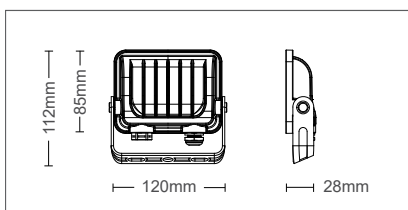


SAVA 20

PHOTOMETRIC DIAGRAM



3022550	20W	1960lm	4000K
3022560	20W	2000lm	6000K



OUTDOOR LED
FLOODLIGHTS

GENERAL INFORMATION

SAVA 1st generation, is an economic family of waterproof, IP65, projectors equipped with SMD LEDs.

The solutions subject of proposal vary in terms of form and type of installation, with one common denominator: the quality of our products.

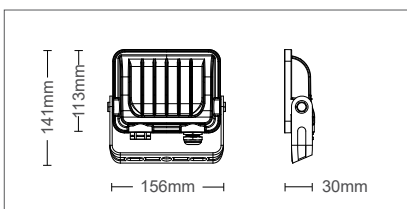
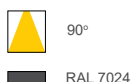
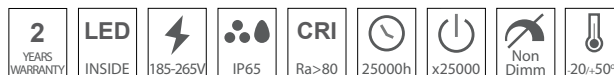
Mounting arm of profiled steel board, also painted in sandblasted dark grey color.

Transparent tempered glass diffuser with a thickness of 4 mm.

Constant current LEDs drivers included.

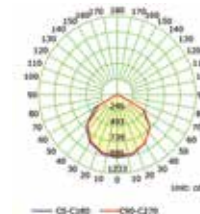
Housing of die-cast aluminum alloy, with high coefficient of thermal dispersion, electrostatically painted in sandblasted dark grey color.

Power supply cable covered by rubber, 3x0.75 mm², with 0,15m length.



SAVA 30

PHOTOMETRIC DIAGRAM



3022580	30W	2940lm	4000K
3022590	30W	3000lm	6000K

GENERAL INFORMATION

SAVA 1st generation, is an economic family of waterproof, IP65, projectors equipped with SMD LEDs.

The solutions subject of proposal vary in terms of form and type of installation, with one common denominator: the quality of our products.

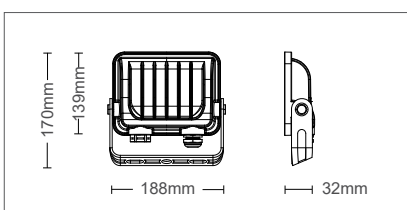
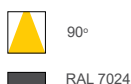
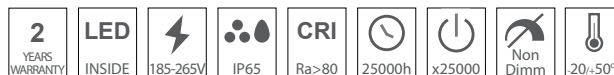
Mounting arm of profiled steel board, also painted in sandblasted dark grey color.

Transparent tempered glass diffuser with a thickness of 4 mm.

Constant current LEDs drivers included.

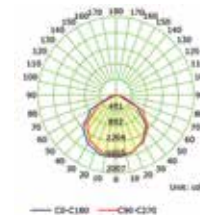
Housing of die-cast aluminum alloy, with high coefficient of thermal dispersion, electrostatically painted in sandblasted dark grey color.

Power supply cable covered by rubber, 3x0.75 mm², with 0,15m length.



SAVA 50

PHOTOMETRIC DIAGRAM



3022600	50W	4900lm	4000K
3022610	50W	5000lm	6000K
3022930	50W	4800lm	3000K

OUTDOOR LED
FLOODLIGHTS

GENERAL INFORMATION

SAVA 1st generation, is an economic family of waterproof, IP65, projectors equipped with SMD LEDs.

The solutions subject of proposal vary in terms of form and type of installation, with one common denominator: the quality of our products.

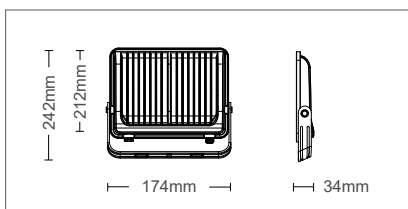
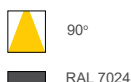
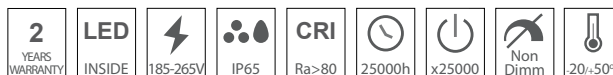
Mounting arm of profiled steel board, also painted in sandblasted dark grey color.

Transparent tempered glass diffuser with a thickness of 4 mm.

Constant current LEDs drivers included.


Housing of die-cast aluminum alloy, with high coefficient of thermal dispersion, electrostatically painted in sandblasted dark grey color.

Power supply cable covered by rubber, 3x0.75 mm², with 0,15m length.



SAVA 100

PHOTOMETRIC DIAGRAM



3022620	100W	9800lm	4000K
3022630	100W	10000lm	6000K
3022940	100W	9600lm	3000K

GENERAL INFORMATION

SAVA 1st generation, is an economic family of waterproof, IP65, projectors equipped with SMD LEDs.

The solutions subject of proposal vary in terms of form and type of installation, with one common denominator: the quality of our products.

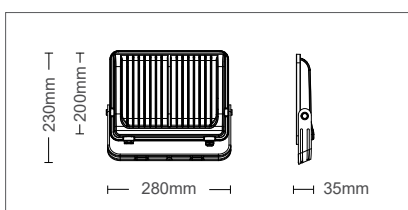
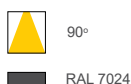
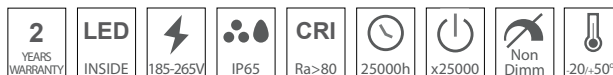
Mounting arm of profiled steel board, also painted in sandblasted dark grey color.

Transparent tempered glass diffuser with a thickness of 4 mm.

Constant current LEDs drivers included.


Housing of die-cast aluminum alloy, with high coefficient of thermal dispersion, electrostatically painted in sandblasted dark grey color.

Power supply cable covered by rubber, 3x0,75 mm², with 0,3m length.



SAVA 150

PHOTOMETRIC DIAGRAM



3022650	150W	15000lm	6000K
---------	------	---------	-------

OUTDOOR LED
 FLOODLIGHTS

GENERAL INFORMATION

SAVA 1st generation, is an economic family of waterproof, IP65, projectors equipped with SMD LEDs.

The solutions subject of proposal vary in terms of form and type of installation, with one common denominator: the quality of our products.

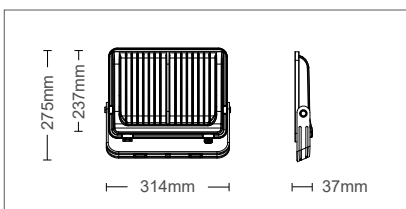
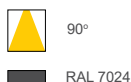
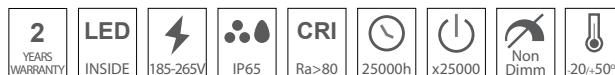
Mounting arm of profiled steel board, also painted in sandblasted dark grey color.

Transparent tempered glass diffuser with a thickness of 4 mm.

Constant current LEDs drivers included.

Housing of die-cast aluminum alloy, with high coefficient of thermal dispersion, electrostatically painted in sandblasted dark grey color.

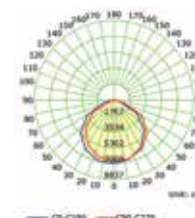
Power supply cable covered by rubber, 3x0,75 mm², with 0,3m length.



SAVA 200

PHOTOMETRIC DIAGRAM

3022670 200W 20000lm 6000K



GENERAL INFORMATION

SAVA 1st generation, is an economic family of waterproof, IP65, projectors equipped with SMD LEDs.

The solutions subject of proposal vary in terms of form and type of installation, with one common denominator: the quality of our products.

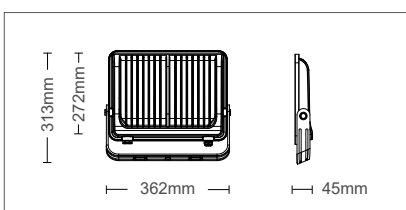
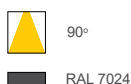
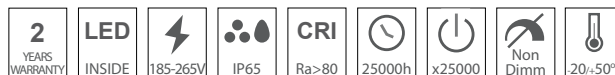
Mounting arm of profiled steel board, also painted in sandblasted dark grey color.

Transparent tempered glass diffuser with a thickness of 4 mm.

Constant current LEDs drivers included.

Housing of die-cast aluminum alloy, with high coefficient of thermal dispersion, electrostatically painted in sandblasted dark grey color.

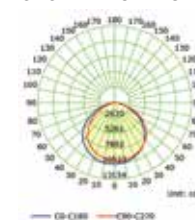
Power supply cable covered by rubber, 3x0,75 mm², with 0,3m length.



SAVA 300

PHOTOMETRIC DIAGRAM

3022690 300W 30000lm 6000K



OUTDOOR LED
 FLOODLIGHTS

GENERAL INFORMATION

SAVA S 1st generation, is an economic family of waterproof, IP44, projectors equipped with SMD LEDs & PIR sensor.

Mounting arm of profiled steel board, also painted in sandblasted dark grey color.

Transparent tempered glass diffuser with a thickness of 4 mm.

Constant current LEDs drivers included.

Housing of die-cast aluminum alloy, with high coefficient of thermal dispersion, electrostatically painted in sandblasted dark grey color.

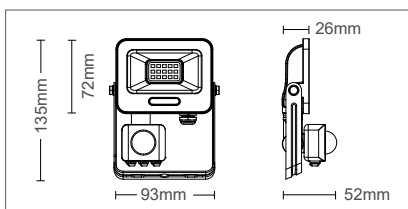
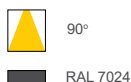

Power supply cable covered by rubber, 3x0,75 mm², with 0,15m length.

PIR sensor settings:

Detection range: 12m long & 4m high.

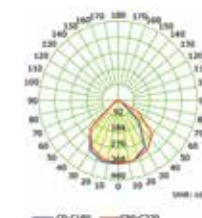
Time setting: (10sec-4min).

Sensitivity adjustment: (10-2000 lux).



SAVA S 10

PHOTOMETRIC DIAGRAM



3022700 10W 1000lm 6000K

GENERAL INFORMATION

SAVA S 1st generation, is an economic family of waterproof, IP44, projectors equipped with SMD LEDs & PIR sensor.

Mounting arm of profiled steel board, also painted in sandblasted dark grey color.

Transparent tempered glass diffuser with a thickness of 4 mm.

Constant current LEDs drivers included.

Housing of die-cast aluminum alloy, with high coefficient of thermal dispersion, electrostatically painted in sandblasted dark grey color.

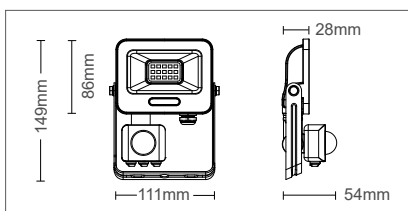
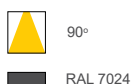
Power supply cable covered by rubber, 3x0,75 mm², with 0,15m length.

PIR sensor settings:

Detection range: 12m long & 4m high.

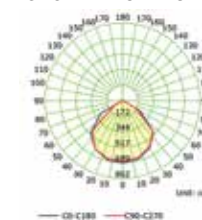
Time setting: (10sec-4min).

Sensitivity adjustment: (10-2000 lux).



SAVA S 20

PHOTOMETRIC DIAGRAM



3022710 20W 2000lm 6000K

OUTDOOR LED
FLOODLIGHTS

GENERAL INFORMATION

SAVA S 1st generation, is an economic family of waterproof, IP44, projectors equipped with SMD LEDs & PIR sensor.

Mounting arm of profiled steel board, also painted in sandblasted dark grey color.

Transparent tempered glass diffuser with a thickness of 4 mm.

Constant current LEDs drivers included.

Housing of die-cast aluminum alloy, with high coefficient of thermal dispersion, electrostatically painted in sandblasted dark grey color.

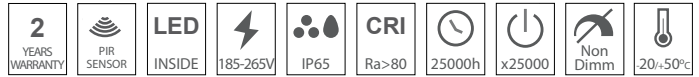
Power supply cable covered by rubber, 3x0,75 mm², with 0,15m length.

PIR sensor settings:

Detection range: 12m long & 4m high.

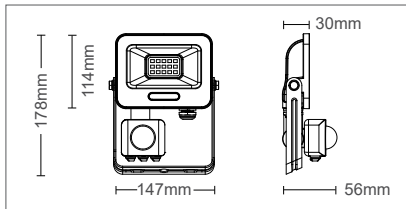
Time setting: (10sec-4min).

Sensitivity adjustment: (10-2000 lux).



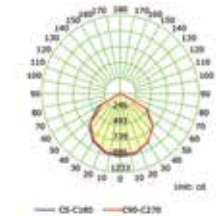
90°

RAL 7024



SAVA S 30

PHOTOMETRIC DIAGRAM



3022720 30W 3000lm 6000K

GENERAL INFORMATION

SAVA S 1st generation, is an economic family of waterproof, IP44, projectors equipped with SMD LEDs & PIR sensor.

Mounting arm of profiled steel board, also painted in sandblasted dark grey color.

Transparent tempered glass diffuser with a thickness of 4 mm.

Constant current LEDs drivers included.

Housing of die-cast aluminum alloy, with high coefficient of thermal dispersion, electrostatically painted in sandblasted dark grey color.

Power supply cable covered by rubber, 3x0,75 mm², with 0,15m length.

PIR sensor settings:

Detection range: 12m long & 4m high.

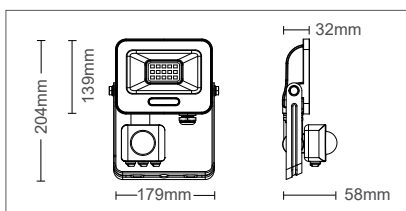
Time setting: (10sec-4min).

Sensitivity adjustment: (10-2000 lux).



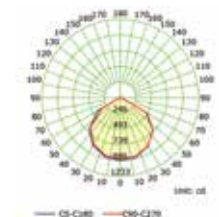
90°

RAL 7024



SAVA S 50

PHOTOMETRIC DIAGRAM

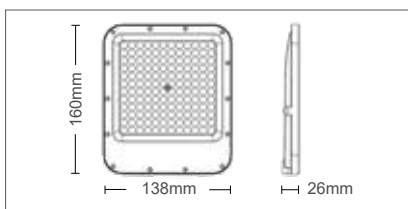
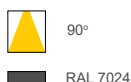
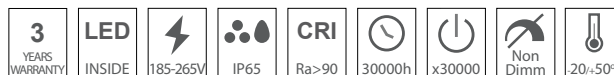


3022730 50W 5000lm 6000K

OUTDOOR LED
 FLOODLIGHTS


GENERAL INFORMATION

RONA, is a high end family of waterproof, IP65, projectors equipped with SMD LEDs. The solutions subject of proposal vary in terms of form and type of installation, with one common denominator: the quality of our products. Mounting arm of profiled steel board, also painted in sandblasted dark grey color. Transparent diffuser made by PC. Constant current LEDs drivers included. Housing of die-cast aluminum alloy, with high coefficient of thermal dispersion, electrostatically painted in sandblasted dark grey color, RAL 7024. Power supply cable covered by rubber, 3x0,75 mm², with 0,3m length.



RONA 30

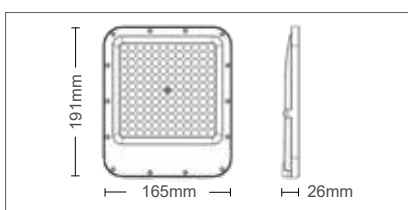
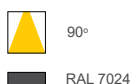
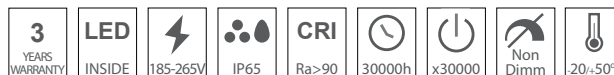
PHOTOMETRIC DIAGRAM



3022740	30W	3540lm	4000K
3022750	30W	3600lm	6000K

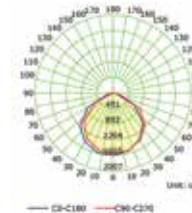
GENERAL INFORMATION

RONA, is a high end family of waterproof, IP65, projectors equipped with SMD LEDs. The solutions subject of proposal vary in terms of form and type of installation, with one common denominator: the quality of our products. Mounting arm of profiled steel board, also painted in sandblasted dark grey color. Transparent diffuser made by PC. Constant current LEDs drivers included. Housing of die-cast aluminum alloy, with high coefficient of thermal dispersion, electrostatically painted in sandblasted dark grey color, RAL 7024. Power supply cable covered by rubber, 3x0,75 mm², with 0,3m length.



RONA 50

PHOTOMETRIC DIAGRAM



3022760	50W	5900lm	4000K
3022770	50W	6000lm	6000K

OUTDOOR LED
 FLOODLIGHTS

GENERAL INFORMATION

RONA, is a high end family of waterproof, P65, projectors equipped with SMD LEDs.

The solutions subject of proposal vary in terms of form and type of installation, with one common denominator: the quality of our products.

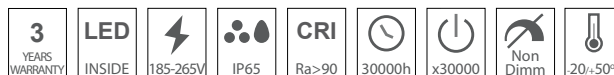
Mounting arm of profiled steel board, also painted in sandblasted dark grey color.

Transparent diffuser made by PC.

Constant current LEDs drivers included.

Housing of die-cast aluminum alloy, with high coefficient of thermal dispersion, electrostatically painted in sandblasted dark grey color, RAL 7024.

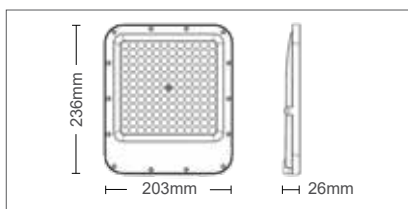
Power supply cable covered by rubber, 3x0,75 mm², with 0,3m length.



90°

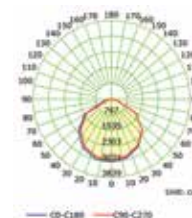


RAL 7024



RONA 100

PHOTOMETRIC DIAGRAM



3022780	100W	11800lm	4000K
3022790	100W	12000lm	6000K

GENERAL INFORMATION

RONA, is a high end family of waterproof, IP65, projectors equipped with SMD LEDs.

The solutions subject of proposal vary in terms of form and type of installation, with one common denominator: the quality of our products.

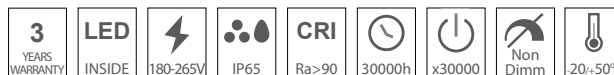
Mounting arm of profiled steel board, also painted in sandblasted dark grey color.

Transparent diffuser made by PC.

Constant current LEDs drivers included.

Housing of die-cast aluminum alloy, with high coefficient of thermal dispersion, electrostatically painted in sandblasted dark grey color, RAL 7024.

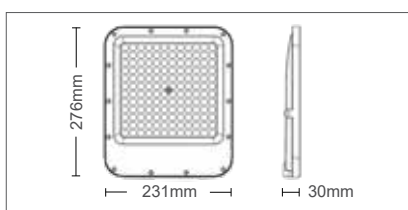
Power supply cable covered by rubber, 3x0,75 mm², with 0,3m length.



90°




RAL 7024



RONA 150

PHOTOMETRIC DIAGRAM



3022800	150W	18000lm	6000K
---------	------	---------	-------



OUTDOOR LED
 FLOODLIGHTS

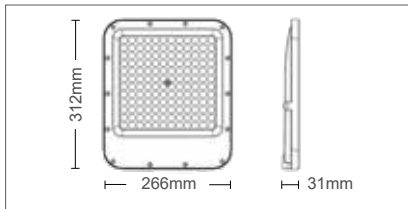
GENERAL INFORMATION

RONA, is a high end family of waterproof, IP65, projectors equipped with SMD LEDs. The solutions subject of proposal vary in terms of form and type of installation, with one common denominator: the quality of our products. Mounting arm of profiled steel board, also painted in sandblasted dark grey color. Transparent diffuser made by PC. Constant current LEDs drivers included. Housing of die-cast aluminum alloy, with high coefficient of thermal dispersion, electrostatically painted in sandblasted dark grey color, RAL 7024. Power supply cable covered by rubber, 3x0,75 mm², with 0,3m length.

3 YEARS WARRANTY	LED INSIDE	185-265V	IP65	CRI Ra>90	30000h	x30000	Non Dimm	20÷50°C
-------------------------------	----------------------	-----------------	-------------	---------------------	---------------	---------------	-----------------	----------------

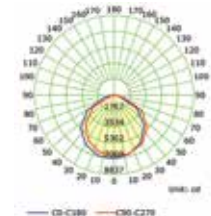


 90°
 RAL 7024



RONA 200

PHOTOMETRIC DIAGRAM





3022810 200W 24000lm 6000K

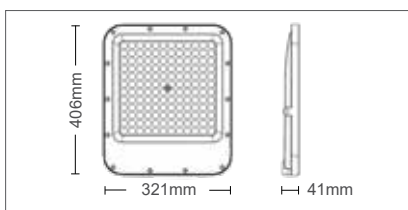
GENERAL INFORMATION

RONA, is a high end family of waterproof, IP65, projectors equipped with SMD LEDs. The solutions subject of proposal vary in terms of form and type of installation, with one common denominator: the quality of our products. Mounting arm of profiled steel board, also painted in sandblasted dark grey color. Transparent diffuser made by PC. Constant current LEDs drivers included. Housing of die-cast aluminum alloy, with high coefficient of thermal dispersion, electrostatically painted in sandblasted dark grey color, RAL 7024. Power supply cable covered by rubber, 3x0,75 mm², with 0,3m length.

3 YEARS WARRANTY	LED INSIDE	185-265V	IP65	CRI Ra>90	30000h	x30000	Non Dimm	20÷50°C
-------------------------------	----------------------	-----------------	-------------	---------------------	---------------	---------------	-----------------	----------------

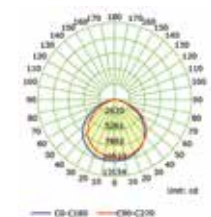


 90°
 RAL 7024



RONA 300

PHOTOMETRIC DIAGRAM



3022820 300W 36000lm 6000K



OUTDOOR LED FLOODLIGHTS

GENERAL INFORMATION

RONA, is a high end family of waterproof, IP65, projectors equipped with SMD LEDs.

The solutions subject of proposal vary in terms of form and type of installation, with one common denominator: the quality of our products.

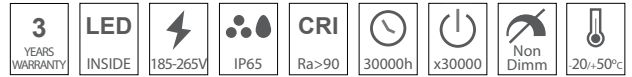
Mounting arm of profiled steel board, also painted in sandblasted dark grey color.

Transparent diffuser made by PC.

Constant current LEDs drivers included.

Housing of die-cast aluminum alloy, with high coefficient of thermal dispersion, electrostatically painted in sandblasted dark grey color, RAL 7024.

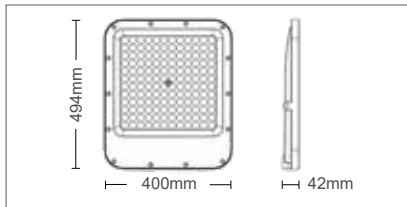
Power supply cable covered by rubber, 3x0,75 mm², with 0,3m length.



90°

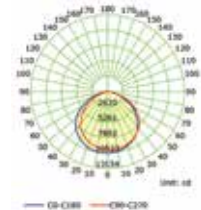


RAL 7024



RONA 400

PHOTOMETRIC DIAGRAM



3022830 400W 48000lm 6000K



OUTDOOR LED
FLOODLIGHTS

GENERAL INFORMATION

TARA, is a family of waterproof, IP65, work projectors equipped with SMD LEDs.

The solutions subject of proposal vary in terms of form and type of installation, with one common denominator: the quality of our products.

Lenses of polycarbonate.

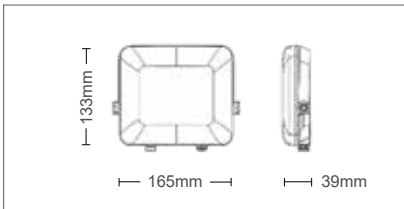
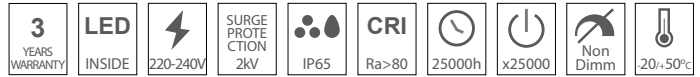
Opal diffuser made of polycarbonate.

Housing of die-cast aluminum alloy, with high coefficient of thermal dispersion, electrostatically painted in sand black color.

Mounting arm with grip and rotatable screws in order to give to the floodlight the desired angle.

It is equipped with Surge protection of 2kV.

Power supply cable covered by rubber, 3x0.75 mm², with 1.5m length and schuko plug.



TARA 30



3022840 30W 2400lm 4000K

GENERAL INFORMATION

TARA, is a family of waterproof, IP65, work projectors equipped with SMD LEDs.

The solutions subject of proposal vary in terms of form and type of installation, with one common denominator: the quality of our products.

Lenses of polycarbonate.

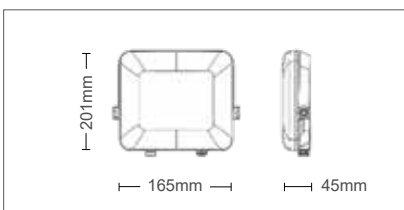
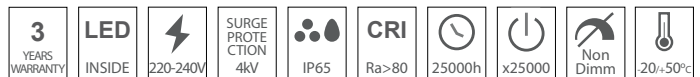
Opal diffuser made of polycarbonate.

Housing of die-cast aluminum alloy, with high coefficient of thermal dispersion, electrostatically painted in sand black color.

Mounting arm with grip and rotatable screws in order to give to the floodlight the desired angle.

It is equipped with Surge protection of 4kV.

Power supply cable covered by rubber, 3x0.75 mm², with 1.5m length and schuko plug.



TARA 50



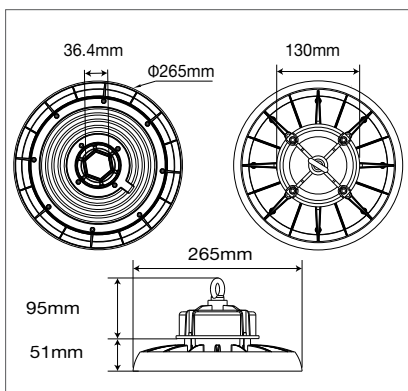
3022850 50W 4000lm 4000K

12

INDUSTRIAL LIGHTS
HIGHBAYS AND TRIPROOF FIXTURES

GENERAL INFORMATION

SPACE is a family of suspended mounting high-bays equipped with high lumen SMD LEDs. Housing (heat sink) of die-cast aluminum alloy electrostatically painted in sand black. Suspension ring of die-cast steel. Available with clear polycarbonate lenses for the 120° version and cover from glass. Constant current LED driver, equipped with shortcircuit, overload and overtemperature protections.



INDUSTRIAL LED HIGHBAYS

5 YEARS WARRANTY	LED INSIDE	100-277V	IK 08	IP65	CRI Ra>80	50000h	x50000	Non Dimm	25/+45°C
-------------------------------	----------------------	-----------------	-----------------	-------------	---------------------	---------------	---------------	-----------------	-----------------



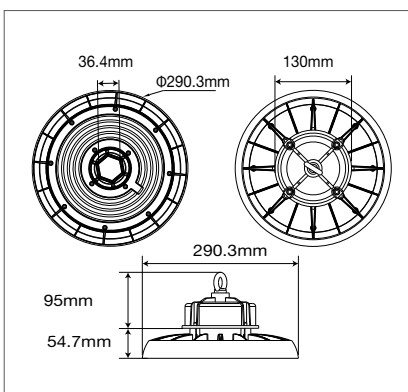
 120°
 Sand black

SPACE 100

3022870 100W 15000lm 4500K

GENERAL INFORMATION

SPACE is a family of suspended mounting high-bays equipped with high lumen SMD LEDs. Housing (heat sink) of die-cast aluminum alloy electrostatically painted in sand black. Suspension ring of die-cast steel. Available with clear polycarbonate lenses for the 110° version and cover from glass. Constant current LED driver, equipped with shortcircuit, overload and overtemperature protections.



5 YEARS WARRANTY	LED INSIDE	100-277V	IP65	IK 08	CRI Ra>80	50000h	x50000	Non Dimm	25/+45°C
-------------------------------	----------------------	-----------------	-------------	-----------------	---------------------	---------------	---------------	-----------------	-----------------



 110°
 Sand black

SPACE 150

3022880 150W 22500lm 4500K



INDUSTRIAL LED HIGHBAYS

GENERAL INFORMATION

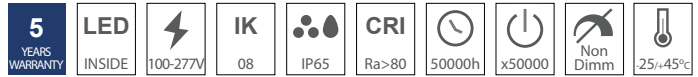
SPACE is a family of suspended mounting high-bays equipped with high lumen SMD LEDs.

Housing (heat sink) of die-cast aluminum alloy electrostatically painted in sand black.

Suspension ring of die-cast steel.

Available with clear polycarbonate lenses for the 90° version and cover from glass.

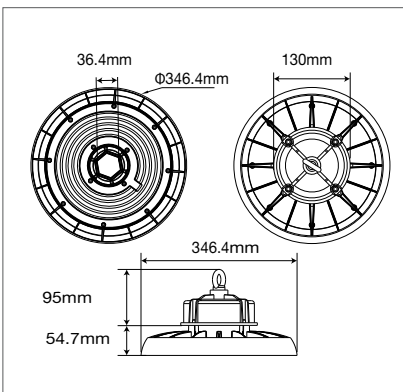
Constant current LED driver, equipped with shortcircuit, overload and overtemperature protections.



90°




Sand black



SPACE 200

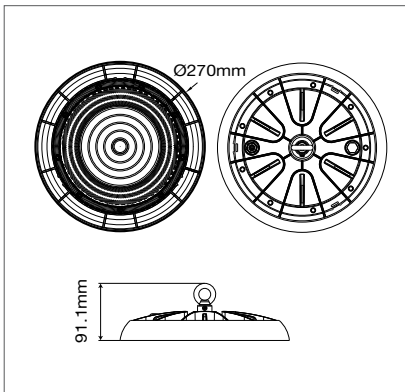
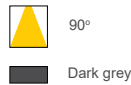
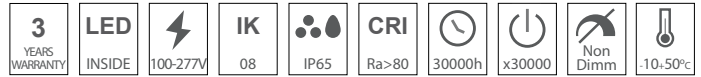
3022890 200W 30000lm 4500K



INDUSTRIAL LED
HIGHBAYS

GENERAL INFORMATION

TECHOLED is a family of suspended mounting highbays equipped with SMD LEDs.
Housing (heat sink) of die-cast aluminum alloy electrostatically painted in dark grey.
Suspension ring of die-cast steel.
Available with clear polycarbonate lenses for the 90° version with cover of glass.
Constant current LED driver, equipped with shortcircuit, overload and overtemperature protections.

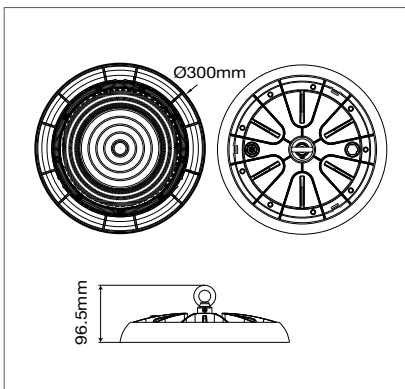
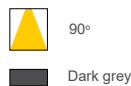
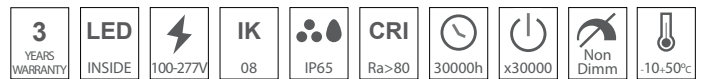


TECHOLED-2 100

3022950 100W 12000lm 5000K

GENERAL INFORMATION

TECHOLED is a family of suspended mounting highbays equipped with SMD LEDs.
Housing (heat sink) of die-cast aluminum alloy electrostatically painted in dark grey.
Suspension ring of die-cast steel.
Available with clear polycarbonate lenses for the 90° version with cover of glass.
Constant current LED driver, equipped with shortcircuit, overload and overtemperature protections.



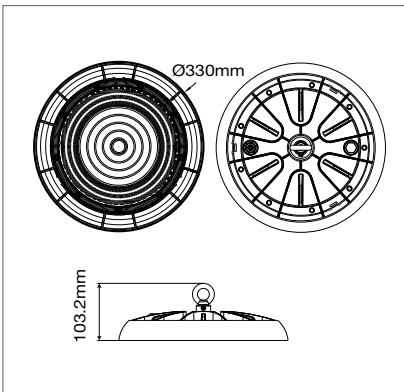
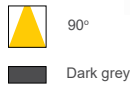
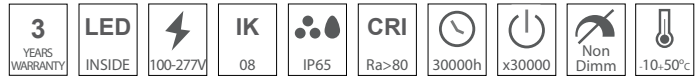
TECHOLED-2 150

3022960 150W 18000lm 5000K

INDUSTRIAL LED
HIGHBAYS

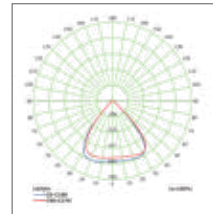
GENERAL INFORMATION

TECHOLED is a family of suspended mounting highbays equipped with SMD LEDs.
Housing (heat sink) of die-cast aluminum alloy electrostatically painted in dark grey.
Suspension ring of die-cast steel.
Available with clear polycarbonate lenses for the 90° version with cover of glass.
Constant current LED driver, equipped with shortcircuit, overload and overtemperature protections.



TECHOLED-2 200

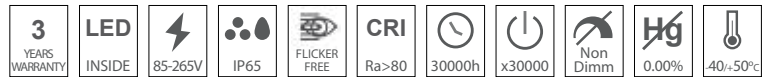
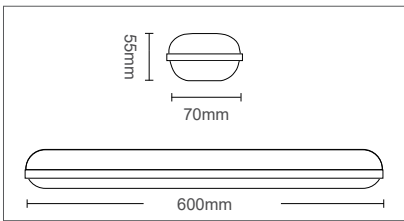
PHOTOMETRIC DIAGRAM



3022970 200W 24000lm 6000K

TECHNICAL SPECIFICATIONS

Power	
20W	
Luminous Flux	
2400LM	
Color Temperature	
4500K	
CRI	80
Power Factor	>95
Voltage Range	85-265V
Beam Angle	120°
Protection Class	IP65
Working Temperature	-40°C/+50°C
Main Material	ABS & PC




TRILINE 60

TRILINE is a family of dustproof light fittings, IP65, surface or suspended mounted, equipped with linear SMD LED modules. UV stabilized polycarbonate diffuser & ABS body. Two galvanized steel clamps for surface mounting of the luminaire. Reflector of steel sheet, electrostatically painted in white. Fixture is linkable.

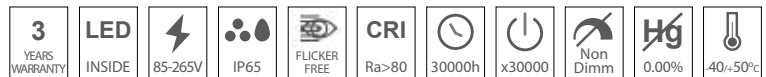
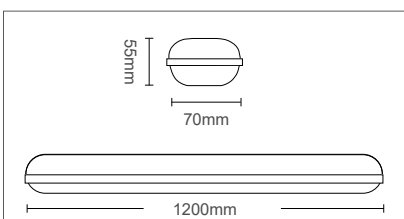
3310760 - White color

PHOTOMETRIC DIAGRAM



TECHNICAL SPECIFICATIONS

Power	
40W	
Luminous Flux	
4800LM	
Color Temperature	
4500K	
CRI	80
Power Factor	>95
Voltage Range	85-265V
Beam Angle	120°
Protection Class	IP65
Working Temperature	-40°C/+50°C
Main Material	ABS & PC




TRILINE 120

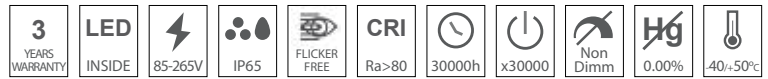
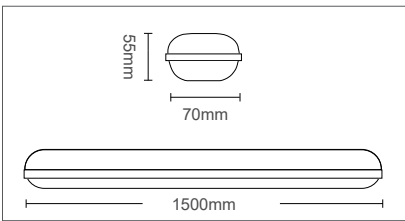
TRILINE is a family of dustproof light fittings, IP65, surface or suspended mounted, equipped with linear SMD LED modules. UV stabilized polycarbonate diffuser & ABS body. Two galvanized steel clamps for surface mounting of the luminaire. Reflector of steel sheet, electrostatically painted in white. Fixture is linkable.

3310770 - White color

PHOTOMETRIC DIAGRAM



TECHNICAL SPECIFICATIONS	
Power	60W
Luminous Flux	7200LM
Color Temperature	4500K
CRI	80
Power Factor	>95
Voltage Range	85-265V
Beam Angle	120°
Protection Class	IP65
Working Temperature	-40°C/+50°C
Main Material	ABS & PC





TRILINE 150

TRILINE is a family of dustproof light fittings, IP65, surface or suspended mounted, equipped with linear SMD LED modules. UV stabilized polycarbonate diffuser & ABS body. Two galvanized steel clamps for surface mounting of the luminaire. Reflector of steel sheet, electrostatically painted in white. Fixture is linkable.

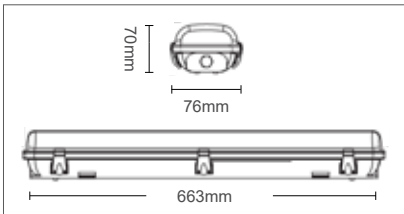
3310780 - White color

PHOTOMETRIC DIAGRAM



GENERAL INFORMATION

VIGO PC is a family of single & double triproof light fittings, IP65, surface or suspended mounted. Ready to operate with single ended led tubes (60/120/150cm), T8 G13 base. (bulbs are not included). Body made of ABS. UV stabilized polycarbonate diffuser. Two galvanized steel clamps for surface mounting of the luminaire. Two fibreglass nylon cable glands. Reflector of steel sheet, electrostatically painted in white. Equipped with stainless steel fixing clamps.



VIGO PC 601

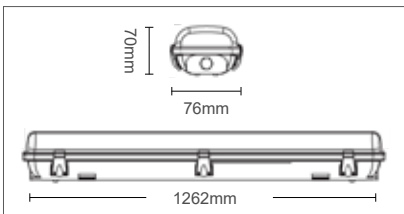
3310700 - for 1x60cm led tube single ended

clips made of stainless steel



GENERAL INFORMATION

VIGO PC is a family of single & double triproof light fittings, IP65, surface or suspended mounted. Ready to operate with single ended led tubes (60/120/150cm), T8 G13 base. (bulbs are not included). Body made of ABS. UV stabilized polycarbonate diffuser. Two galvanized steel clamps for surface mounting of the luminaire. Two fibreglass nylon cable glands. Reflector of steel sheet, electrostatically painted in white. Equipped with stainless steel



VIGO PC 1201

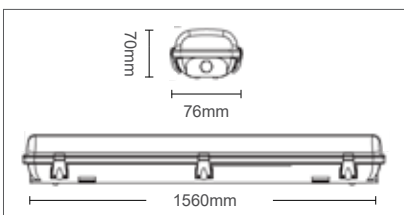
3310720 - for 1x120cm led tube single ended

clips made of stainless steel



GENERAL INFORMATION

VIGO PC is a family of single & double triproof light fittings, IP65, surface or suspended mounted. Ready to operate with single ended led tubes (60/120/150cm), T8 G13 base. (bulbs are not included). Body made of ABS. UV stabilized polycarbonate diffuser. Two galvanized steel clamps for surface mounting of the luminaire. Two fibreglass nylon cable glands. Reflector of steel sheet, electrostatically painted in white. Equipped with stainless steel



VIGO PC 1501

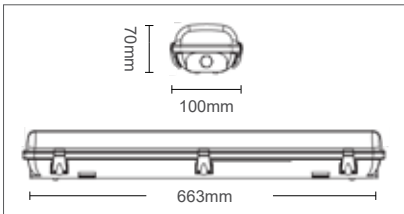
3310740 - for 1x150cm led tube single ended

clips made of stainless steel



GENERAL INFORMATION

VIGO PC is a family of single & double triproof light fittings, IP65, surface or suspended mounted. Ready to operate with single ended led tubes (60/120/150cm), T8 G13 base. (bulbs are not included). Body made of ABS. UV stabilized polycarbonate diffuser. Two galvanized steel clamps for surface mounting of the luminaire. Two fibreglass nylon cable glands. Reflector of steel sheet, electrostatically painted in white. Equipped with stainless steel



VIGO PC 602

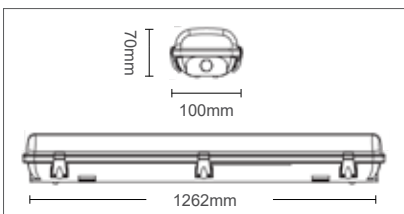
3310710 - for 2x60cm led tubes single ended

clips made of stainless steel



GENERAL INFORMATION

VIGO PC is a family of single & double triproof light fittings, IP65, surface or suspended mounted. Ready to operate with single ended led tubes (60/120/150cm), T8 G13 base. (bulbs are not included). Body made of ABS. UV stabilized polycarbonate diffuser. Two galvanized steel clamps for surface mounting of the luminaire. Two fibreglass nylon cable glands. Reflector of steel sheet, electrostatically painted in white. Equipped with stainless steel



VIGO PC 1202

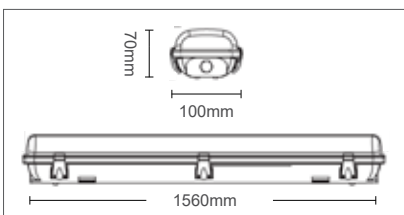
3310730 - for 2x120cm led tubes single ended

clips made of stainless steel



GENERAL INFORMATION

VIGO PC is a family of single & double triproof light fittings, IP65, surface or suspended mounted. Ready to operate with single ended led tubes (60/120/150cm), T8 G13 base. (bulbs are not included). Body made of ABS. UV stabilized polycarbonate diffuser. Two galvanized steel clamps for surface mounting of the luminaire. Two fibreglass nylon cable glands. Reflector of steel sheet, electrostatically painted in white. Equipped with stainless steel



VIGO PC 1502

3310750 - for 2x150cm led tubes single ended

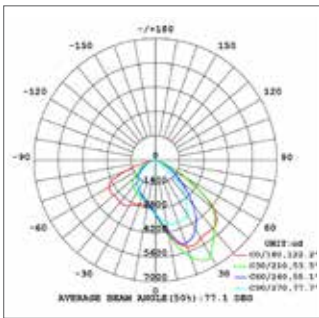
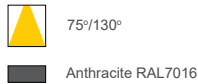
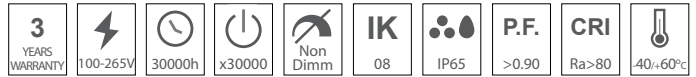
clips made of stainless steel



2024
lighting
electrical
catalog

GENERAL INFORMATION

TIGER is a led street light luminaire with adjustable tilt angle, 0-150°. The luminaire is equipped with LUMILEDS LED modules. Can be installed on mounting arm with Internal diameter max. $\Phi 60\text{mm}$. Housing of die-cast aluminum, electrostatically painted in Anthracite color (RAL 7024). Optical system with anti UV treatment polycarbonate diffuser. Constant current waterproof LED driver. Surge protection device (4 kV) included. Connection cable 3x0.75 mm² with a length of 0,3m.

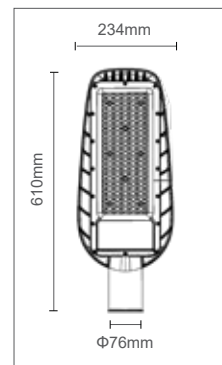
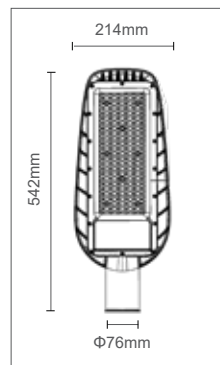
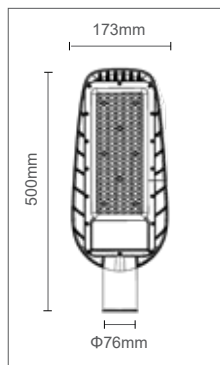
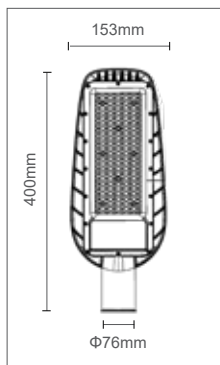
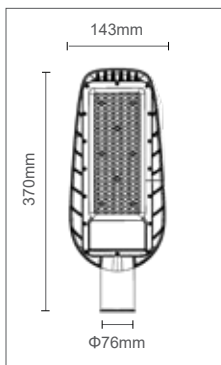


ASYMMETRIC OPTION 75°/130°

TIGER



3104400	30W	3600lm	4000K	1,6kg
3104410	30W	3600lm	6500K	1,6kg
3104420	50W	6000lm	4000K	1,8kg
3104430	50W	6000lm	6500K	1,8kg
3104440	100W	12000lm	4000K	2,0kg
3104450	100W	12000lm	6500K	2,0kg
3104460	150W	18000lm	4000K	2,2kg
3104470	150W	18000lm	6500K	2,2kg
3104480	200W	24000lm	4000K	2,5kg
3104490	200W	24000lm	6500K	2,5kg




GENERAL INFORMATION

GIRAFFE is a High lumens led street light luminaire with adjustable tilt angle, 0-90°.
The luminaire is equipped with LUMILEDS LED modules.
Can be installed on mounting arm with Internal diameter max. $\Phi 60\text{mm}$.
Housing of die-cast aluminum, electrostatically painted in Anthracite color (RAL 7024).
Optical system with anti UV treatment polycarbonate diffuser.
Constant current waterproof LED driver.
Surge protection device (4 kV) included.
Connection cable $3 \times 0.75 \text{ mm}^2$ with a length of 0,3m.

5 YEARS WARRANTY	100-265V	30000h	x30000	Non Dimm	IK 08	IP65	P.F. >0.90	CRI Ra>80	40-60°C
-------------------------------	----------	--------	--------	----------	-----------------	------	----------------------	---------------------	---------



75°/130°
 Anthracite RAL7016

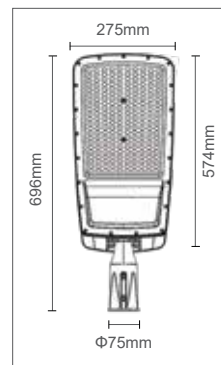
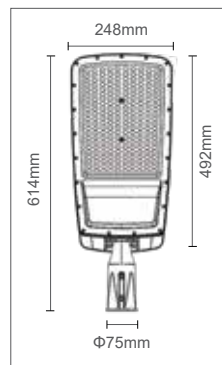
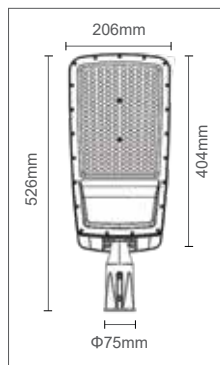
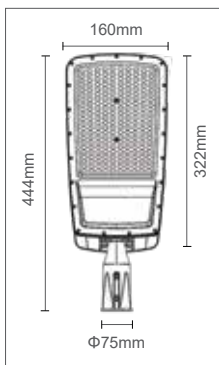


ASYMMETRIC OPTION 75°/130°

GIRAFFE



3104500	50W	7500lm	4000K	1,8kg
3104510	50W	7500lm	6500K	1,8kg
3104520	100W	15000lm	4000K	2,3kg
3104530	100W	15000lm	6500K	2,3kg
3104540	150W	22500lm	4000K	2,7kg
3104550	150W	22500lm	6500K	2,7kg
3104560	200W	30000lm	4000K	3,1kg
3104570	200W	30000lm	6500K	3,1kg



GENERAL INFORMATION

CITYLUX R are led street light luminaires with non adjustable tilt angle. The luminaires are equipped with SANAN LED modules.

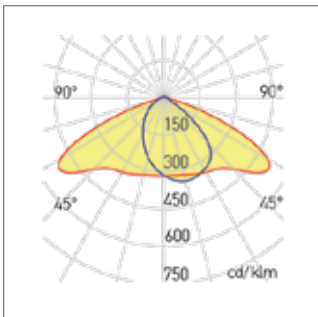
Can be installed on mounting arm with Internal diameter max. $\Phi 50\text{mm}$ (for CITYLUX-R30) and $\Phi 60\text{mm}$ for the rest 2 models.

Housing of die-cast aluminum, electrostatically painted in Anthracite color (RAL 7024).

Optical system with PMMA lenses. Surge protection device (4kV) included.

Connection cable $3 \times 0.5\text{mm}^2$ with a length of 0,2m.

2 YEARS WARRANTY	85-265V	IK 08	IP65	P.F. >98	CRI Ra>80	30000h	x30000	Non Dimm	-40..60°C
-------------------------------	----------------	-----------------	-------------	--------------------	---------------------	---------------	---------------	-----------------	------------------



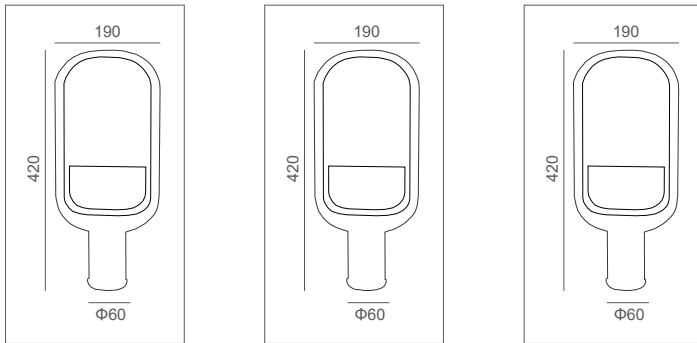
-  70°/140°
-  Anthracite RAL7016

CITYLUX R



3100500	30W	4200lm	3000K	3,5kg
3100520	30W	4200lm	4000K	3,5kg
3100540	30W	4200lm	6000K	3,5kg

ASYMMETRIC OPTION 70°/140°



GENERAL INFORMATION

LION S is a led street light luminaire with non adjustable tilt angle. The luminaire is equipped with OS-RAM LED modules. Can be installed on mounting arm with Internal diameter max. $\Phi 60$ mm. One model of housing for four different wattages. Housing and mounting element of die-cast aluminum, electrostatically painted. Optical system with anti UV treatment polycarbonate lenses. Tempered glass diffuser with 4 mm thickness, with black decorative border. Constant current waterproof LED driver. Surge protection device (10 kV) included. Wind trap area: 0.21 m². Connection cable 3x1 mm² with a length of 0,7m. Short circuit, overvoltage, overcurrent and overtemperature protection. Option for different CCT depending on the project. Option for different drivers depending on the project. Option for different housing color depending on the project. Gasket: EPDM Gasket (Hardness value A 20-25) Nema socket optional. Adapter made according to the NEMA standard. Remotely controls the luminaire and accepts remote commands using WiFi or ZigBee protocol. Various wattages, body color, kelvins, available on demand.



5 YEARS WARRANTY	CERTIFIED	85-320V	100000h	x50000	DALI Dimm	1-10V Dimm	Non Dimm	IK 10	-40-60°C	IP66	P.F. >98	CRI Ra>92
-------------------------------	-----------	---------	---------	--------	-----------	------------	----------	-----------------	----------	------	--------------------	---------------------

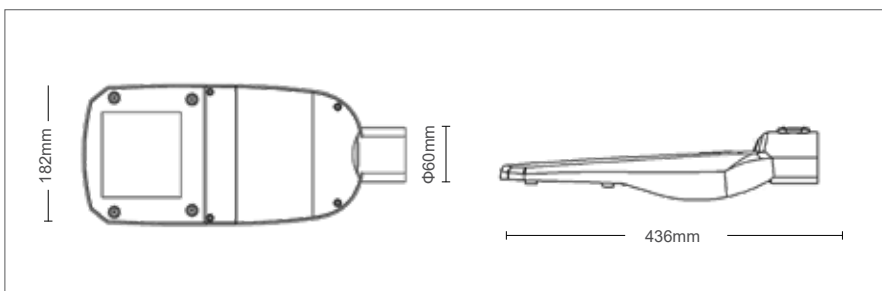
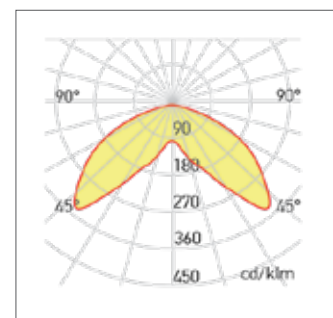
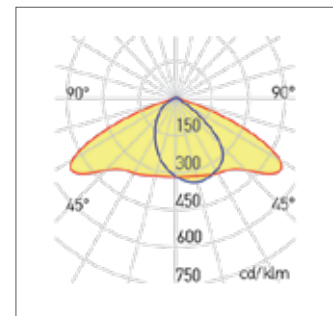


	120°
	70°/140°
	Anthracite RAL7016

LION S



3102000	30W	4200lm	3000K	3,5kg
3102010	30W	4200lm	4000K	3,5kg
3102020	30W	4200lm	6000K	3,5kg
3102030	40W	5600lm	3000K	3,5kg
3102040	40W	5600lm	4000K	3,5kg
3102050	40W	5600lm	6000K	3,5kg
3102060	60W	8400lm	3000K	3,5kg
3102070	60W	8400lm	4000K	3,5kg
3102080	60W	8400lm	6000K	3,5kg
3102090	80W	11200lm	3000K	3,5kg
3102100	80W	11200lm	4000K	3,5kg
3102110	80W	11200lm	6000K	3,5kg



GENERAL INFORMATION

LION M is a led street light luminaire with adjustable tilt angle (10°-15°). The luminaire is equipped with OS-RAM LED modules.

Can be installed on mounting arm with Internal diameter max. $\Phi 60\text{mm}$. One model of housing for eight different wattages.

Housing and mounting element of die-cast aluminum, electrostatically painted.

Optical system with anti UV treatment polycarbonate lenses. Tempered glass diffuser with 4 mm thickness, with black decorative border.

Constant current waterproof LED driver.

Surge protection device (10 kV) included.

Wind trap area: 0.21 m².

Connection cable 3x1 mm² with a length of 0,7m.

Short circuit, overvoltage, overcurrent and overtemperature protection.

Option for different CCT depending on the project.

Option for different drivers depending on the project.


Option for different housing color depending on the project.

Gasket: EPDM Gasket (Hardness value A 20-25)

Nema socket optional. Adapter made according to the NEMA standard.

Remotely controls the luminaire and accepts remote commands using WiFi or ZigBee protocol.

Various wattages, body color, kelvins, available on demand.



5 YEARS WARRANTY	CERTIFIED	85-320V	100000h	x50000	DALI Dimm	1-10V Dimm	Non Dimm	IK 10	-40-60°C	IP66	P.F. >98	CRI Ra>92
-------------------------------	-----------	---------	---------	--------	-----------	------------	----------	-------	----------	------	----------	-----------



120°

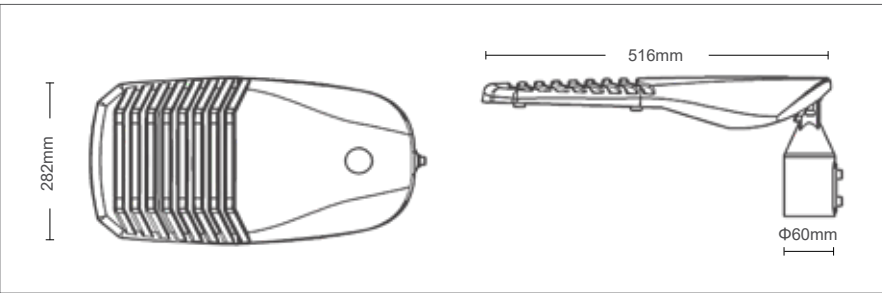
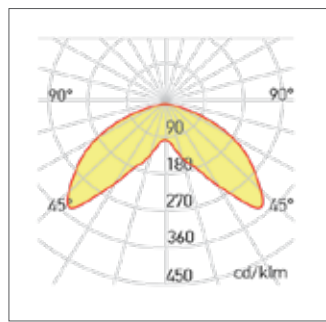
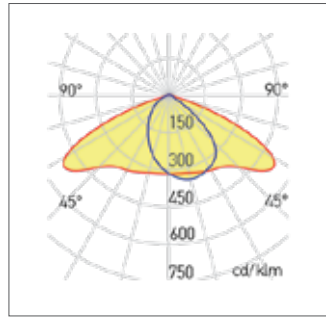
70°/140°

Anthracite RAL7016

LION M



3102120	30W	4200lm	3000K	5,5kg
3102130	30W	4200lm	4000K	5,5kg
3102140	30W	4200lm	6000K	5,5kg
3102150	40W	5600lm	3000K	5,5kg
3102160	40W	5600lm	4000K	5,5kg
3102170	40W	5600lm	6000K	5,5kg
3102180	60W	8400lm	3000K	5,5kg
3102190	60W	8400lm	4000K	5,5kg
3102200	60W	8400lm	6000K	5,5kg
3102210	80W	11200lm	3000K	5,5kg
3102220	80W	11200lm	4000K	5,5kg
3102230	80W	11200lm	6000K	5,5kg
3102240	100W	14000lm	3000K	5,5kg
3102250	100W	14000lm	4000K	5,5kg
3102260	100W	14000lm	6000K	5,5kg
3102270	120W	16800lm	3000K	5,5kg
3102280	120W	16800lm	4000K	5,5kg
3102290	120W	16800lm	6000K	5,5kg
3102300	140W	19600lm	3000K	5,5kg
3102310	140W	19600lm	4000K	5,5kg
3102320	140W	19600lm	6000K	5,5kg
3102330	160W	22400lm	3000K	5,5kg
3102340	160W	22400lm	4000K	5,5kg
3102350	160W	22400lm	6000K	5,5kg



GENERAL INFORMATION

LION X is a led street light luminaire with adjustable tilt angle (10°-15°). The luminaire is equipped with OS-RAM LED modules.

Can be installed on mounting arm with Internal diameter max. $\Phi 60\text{mm}$. One model of housing for seven different wattages.

Housing and mounting element of die-cast aluminum, electrostatically painted.

Optical system with anti UV treatment polycarbonate lenses. Tempered glass diffuser with 4 mm thickness, with black decorative border.

Constant current waterproof LED driver.

Surge protection device (10 kV) included.

Wind trap area: 0.21 m².

Connection cable 3x1 mm² with a length of 0,7m.

Short circuit, overvoltage, overcurrent and overtemperature protection.

Option for different CCT depending on the project.

Option for different drivers depending on the project.

Option for different housing color depending on the project.

Gasket: EPDM Gasket (Hardness value A 20-25)

Nema socket optional. Adapter made according to the NEMA standard.

Remotely controls the luminaire and accepts remote commands using WiFi or ZigBee protocol.

Various wattages, body color, kelvins, available on demand.

5 YEARS WARRANTY	CERTIFIED	85-320V	100000h	x50000	DALI Dimm	1-10V Dimm	Non Dimm	IK 10	-40-60°C	IP66	P.F. >98	CRI Ra>92
-------------------------------	-----------	---------	---------	--------	-----------	------------	----------	-------	----------	------	----------	-----------



120°

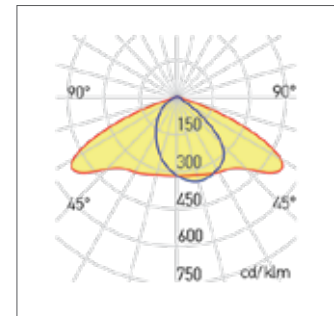
70°/140°

Anthracite RAL7016

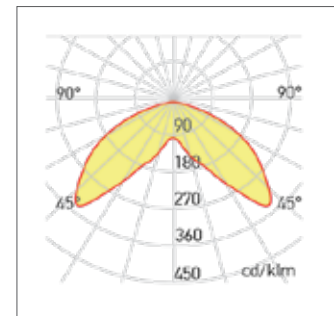
LION X



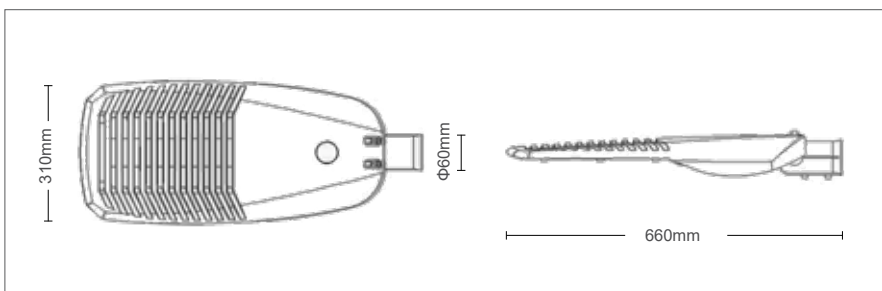
3102360	120W	16800lm	3000K	7,5kg
3102370	120W	16800lm	4000K	7,5kg
3102380	120W	16800lm	6000K	7,5kg
3102390	140W	19600lm	3000K	7,5kg
3102400	140W	19600lm	4000K	7,5kg
3102410	140W	19600lm	6000K	7,5kg
3102420	160W	22400lm	3000K	7,5kg
3102430	160W	22400lm	4000K	7,5kg
3102440	160W	22400lm	6000K	7,5kg
3102450	180W	25200lm	3000K	7,5kg
3102460	180W	25200lm	4000K	7,5kg
3102470	80W	25200lm	6000K	7,5kg
3102480	200W	28000lm	3000K	7,5kg
3102490	200W	28000lm	4000K	7,5kg
3102500	200W	28000lm	6000K	7,5kg
3102510	220W	30800lm	3000K	7,5kg
3102520	220W	30800lm	4000K	7,5kg
3102530	220W	30800lm	6000K	7,5kg
3102540	240W	33600lm	3000K	7,5kg
3102550	240W	33600lm	4000K	7,5kg
3102560	240W	33600lm	6000K	7,5kg



ASYMMETRIC OPTION 70°/140°



SYMMETRIC OPTION 120°



GENERAL INFORMATION

RINA is a led street light luminaire with non adjustable tilt angle.
 The luminaire is equipped with OS-RAM LED modules.
 Can be installed on mounting arm with Internal diameter max. $\Phi 60\text{mm}$ or suspended on a wire between two buildings.
 One model of housing for five different wattages.
 Housing and mounting element of die-cast aluminum, electrostatically painted.
 Optical system with anti UV treatment polycarbonate lenses.
 Constant current waterproof LED driver.
 Surge protection device (10 kV) included.
 Wind trap area: 0.21 m^2 .
 Connection cable $3 \times 1\text{ mm}^2$ $0,7\text{m}$.
 Short circuit, overvoltage, overcurrent and overtemperature protection.
 Option for different CCT depending on the project.
 Option for different drivers depending on the project.
 Option for different housing color depending on the project.
 Gasket: EPDM Gasket (Hardness value A 20-25).
 Nema socket optional. Adapter made according to the NEMA standard.
 Remotely controls the luminaire and accepts remote commands using WiFi or ZigBee protocol.
 Various wattages, body color, kelvins, available on demand.

5 YEARS WARRANTY	85-320V	100000h	x50000	DALI Dimm	1-10V Dimm	Non Dimm	IK 10	-40.-60°C	IP66	P.F. >98	CRI Ra>92
-------------------------------	---------	---------	--------	-----------	------------	----------	-----------------	-----------	------	--------------------	---------------------

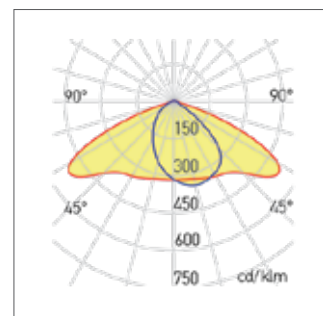


- 120°
- 70°/140°
- Anthracite RAL7016

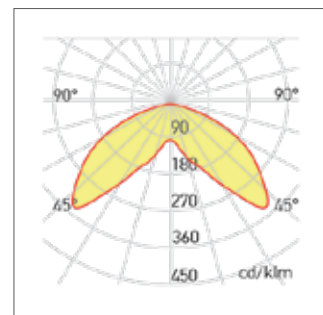
RINA



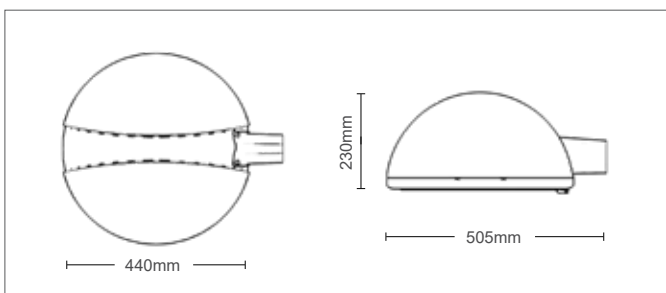
3102570	30W	3900lm	3000K	6,8kg
3102580	30W	3900lm	4000K	6,8kg
3102590	30W	3900lm	6000K	6,8kg
3102600	40W	5200lm	3000K	6,8kg
3102610	40W	5200lm	4000K	6,8kg
3102620	40W	5200lm	6000K	6,8kg
3102630	50W	6500lm	3000K	6,8kg
3102640	50W	6500lm	4000K	6,8kg
3102650	50W	6500lm	6000K	6,8kg
3102660	60W	7800lm	3000K	6,8kg
3102670	60W	7800lm	4000K	6,8kg
3102680	60W	7800lm	6000K	6,8kg
3102690	80W	10400lm	3000K	6,8kg
3102700	80W	10400lm	4000K	6,8kg
3102710	80W	10400lm	6000K	6,8kg



ASYMMETRIC OPTION 70°/140°



SYMMETRIC OPTION 120°



GENERAL INFORMATION

ENIT is a led street light luminaire with non adjustable tilt angle.
The luminaire is equipped with OS-RAM LED modules.
Can be installed on mounting arm with Internal diameter max. $\Phi 60$ mm or suspended on a wire between two buildings.
One model of housing for five different wattages.
Housing and mounting element of die-cast aluminum, electrostatically painted.
Optical system with anti UV treatment polycarbonate lenses.
Constant current waterproof LED driver.
Surge protection device (10 kV) included.
Wind trap area: 0.21 m².
Connection cable 3x1 mm² 0,7m.
Short circuit, overvoltage, overcurrent and overtemperature protection.
Option for different CCT depending on the project.
Option for different drivers depending on the project.
Option for different housing color depending on the project.
Gasket: EPDM Gasket (Hardness value A 20-25).
Nema socket optional. Adapter made according to the NEMA standard.
Remotely controls the luminaire and accepts remote commands using WiFi or ZigBee protocol.
Various wattages, body color, kelvins, available on demand.

5 YEARS WARRANTY	85-320V	100000h	x50000	DALI Dimm	1-10V Dimm	Non Dimm	IK 10	-40..60°C	IP66	P.F. >98	CRI Ra>92
-------------------------------	---------	---------	--------	-----------	------------	----------	-----------------	-----------	------	--------------------	---------------------

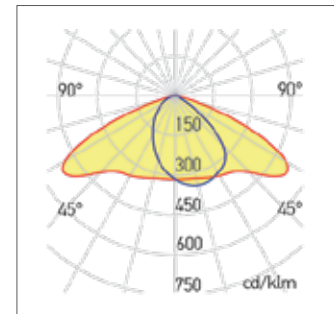


120°
 70°/140°
 Anthracite RAL7016

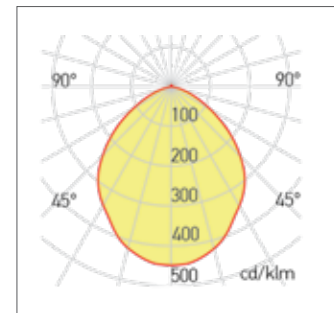
ENIT



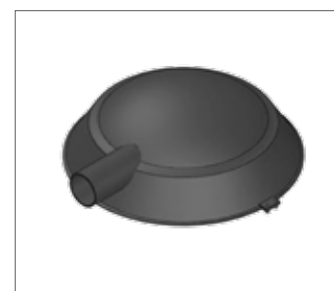
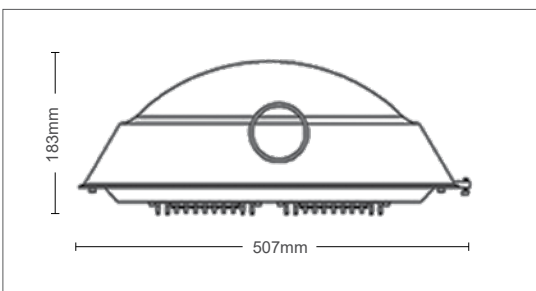
3102720	60W	7800lm	3000K	6,5kg
3102730	60W	7800lm	4000K	6,5kg
3102740	60W	7800lm	6000K	6,5kg
3102750	80W	10400lm	3000K	6,5kg
3102760	80W	10400lm	4000K	6,5kg
3102770	80W	10400lm	6000K	6,5kg
3102780	100W	13000lm	3000K	6,5kg
3102790	100W	13000lm	4000K	6,5kg
3102800	100W	13000lm	6000K	6,5kg
3102810	120W	15600lm	3000K	6,5kg
3102820	120W	15600lm	4000K	6,5kg
3102830	120W	15600lm	6000K	6,5kg



ASYMMETRIC OPTION 70°/140°



SYMMETRIC OPTION 120°



GENERAL INFORMATION

DONA is a led street light luminaires with non adjustable tilt angle. The luminaire is equipped with OS-RAM LED modules.

Can be installed on mounting arm with Internal diameter max. $\Phi 60\text{mm}$.

One model of housing for six different wattages.

Housing and mounting element of die-cast aluminum, electrostatically painted.

Optical system with anti UV treatment polycarbonate lenses.

Constant current waterproof LED driver.

Surge protection device (10 kV) included.

Wind trap area: 0.09 m^2 .

Connection cable $3 \times 1\text{ mm}^2$ $0,7\text{m}$.

Short circuit, overvoltage, overcurrent and overtemperature protection.

Option for different CCT depending on the project.

Option for different drivers depending on the project.

Option for different housing color depending on the project.

Gasket: EPDM Gasket (Hardness value A 20-25).

Nema socket optional. Adapter made according to the NEMA standard.

Remotely controls the luminaire and accepts remote commands using WiFi or ZigBee protocol.

Various wattages, body color, kelvins, available on demand.

5 YEARS WARRANTY	85-320V	100000h	x50000	DALI Dimm	1-10V Dimm	Non Dimm	IK 10	-40.-60°C	IP66	P.F. >98	CRI Ra>92
-------------------------------	---------	---------	--------	-----------	------------	----------	-----------------	-----------	------	--------------------	---------------------

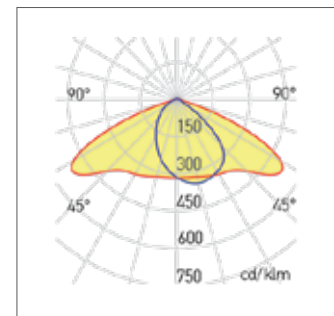


- 120°
- 70°/140°
- Anthracite RAL7016

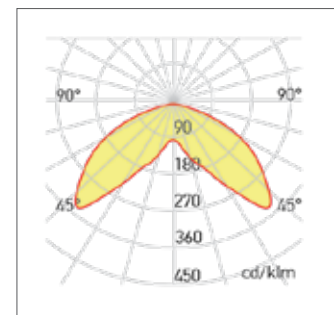
DONA



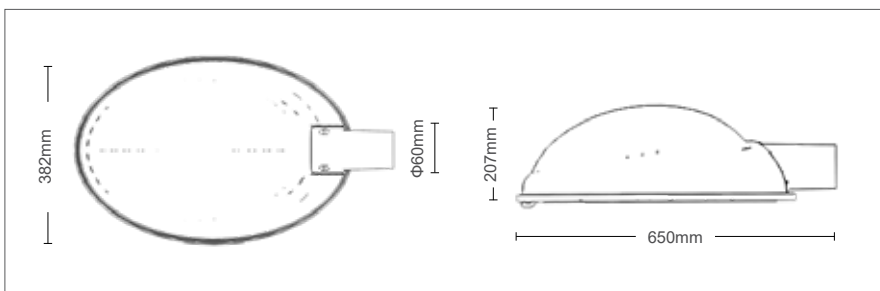
3102840	60W	7800lm	3000K	6,5kg
3102850	60W	7800lm	4000K	6,5kg
3102860	60W	7800lm	6000K	6,5kg
3102870	80W	10400lm	3000K	6,5kg
3102880	80W	10400lm	4000K	6,5kg
3102890	80W	10400lm	6000K	6,5kg
3102900	100W	13000lm	3000K	6,5kg
3102910	100W	13000lm	4000K	6,5kg
3102920	100W	13000lm	6000K	6,5kg
3102930	120W	15600lm	3000K	6,5kg
3102940	120W	15600lm	4000K	6,5kg
3102950	120W	15600lm	6000K	6,5kg
3102960	140W	18200lm	3000K	6,5kg
3102970	140W	18200lm	4000K	6,5kg
3102980	140W	18200lm	6000K	6,5kg
3102990	160W	22400lm	3000K	6,5kg
3103000	160W	22400lm	4000K	6,5kg
3103010	160W	22400lm	6000K	6,5kg



ASYMMETRIC OPTION 70°/140°



SYMMETRIC OPTION 120°



GENERAL INFORMATION

REKA is a led street light luminaires with non adjustable tilt angle. The luminaire is equipped with OS-RAM LED modules.

Can be installed on rectangular poles with dimensions 80x150mm.

One model of housing for six different wattages.

Housing and mounting element of die-cast aluminum, electrostatically painted.

Optical system with anti UV treatment polycarbonate lenses. Tempered glass diffuser with 4 mm thickness

Constant current waterproof LED driver.

Surge protection device (10 kV) included.

Wind trap area: 0.21 m².

Connection cable 3x1 mm² 0,7m.

Short circuit, overvoltage, overcurrent and overtemperature protection.

Option for different CCT depending on the project.

Option for different drivers depending on the project.

Option for different housing color depending on the project.

Gasket: EPDM Gasket (Hardness value A 20-25).

Nema socket optional. Adapter made according to the NEMA standard.

Remotely controls the luminaire and accepts remote commands using WiFi or ZigBee protocol.

Various wattages, body color, kelvins, available on demand.



NEMA SOCKET

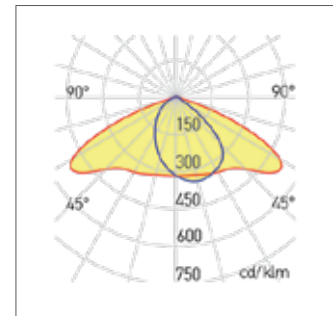
5 YEARS WARRANTY	85-320V	100000h	x50000	DALI Dimm	1-10V Dimm	Non Dimm	IK 08	-40.-60°C	IP66	P.F. >98	CRI Ra>92
-------------------------------	---------	---------	--------	-----------	------------	----------	-----------------	-----------	------	--------------------	---------------------



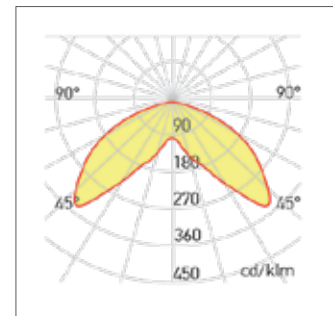
REKA



3103020	30W	3900lm	3000K	4,7kg
3103030	30W	3900lm	4000K	4,7kg
3103040	30W	3900lm	6000K	4,7kg
3103050	40W	5200lm	3000K	4,7kg
3103060	40W	5200lm	4000K	4,7kg
3103070	40W	5200lm	6000K	4,7kg
3103080	50W	6500lm	3000K	4,7kg
3103090	50W	6500lm	4000K	4,7kg
3103100	50W	6500lm	6000K	4,7kg
3103110	60W	7800lm	3000K	4,7kg
3103120	60W	7800lm	4000K	4,7kg
3103130	60W	7800lm	6000K	4,7kg
3103140	80W	10400lm	3000K	4,7kg
3103150	80W	10400lm	4000K	4,7kg
3103160	80W	10400lm	6000K	4,7kg
3103170	100W	13000lm	3000K	4,7kg
3103180	100W	13000lm	4000K	4,7kg
3103190	100W	13000lm	6000K	4,7kg



ASYMMETRIC OPTION 70°/140°



SYMMETRIC OPTION 120°



GENERAL INFORMATION

RECTA is a led street light luminaire with non adjustable tilt angle. The luminaire is equipped with OS-RAM LED modules.

Can be installed on rectangular poles with dimensions 80x150mm.

One model of housing for six different wattages.

Housing and mounting element of die-cast aluminum, electrostatically painted.

Optical system with anti UV treatment polycarbonate lenses. Tempered glass diffuser with 4 mm thickness

Constant current waterproof LED driver.

Surge protection device (10 kV) included.

Wind trap area: 0.21 m².

Connection cable 3x1 mm² 0,7m.

Short circuit, overvoltage, overcurrent and overtemperature protection.

Option for different CCT depending on the project.

Option for different drivers depending on the project.

Option for different housing color depending on the project.

Gasket: EPDM Gasket (Hardness value A 20-25).

Nema socket optional. Adapter made according to the NEMA standard.

Remotely controls the luminaire and accepts remote commands using WiFi or ZigBee protocol.

Various wattages, body color, kelvins, available on demand.

5 YEARS WARRANTY	85-320V	100000h	x50000	DALI Dimm	1-10V Dimm	Non Dimm	IK 08	-40..60°C	IP66	P.F. >98	CRI Ra>92
-------------------------------	---------	---------	--------	-----------	------------	----------	-----------------	-----------	------	--------------------	---------------------

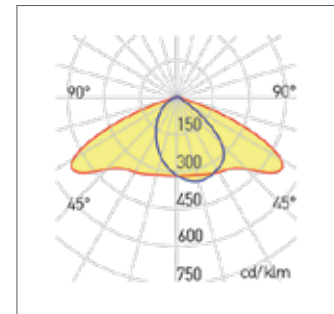


- 120°
- 70°/140°
- Anthracite RAL7016

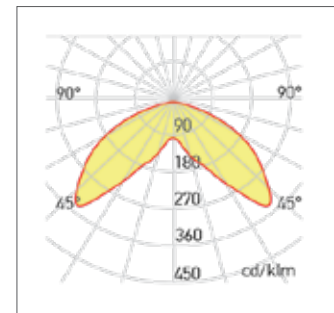
RECTA



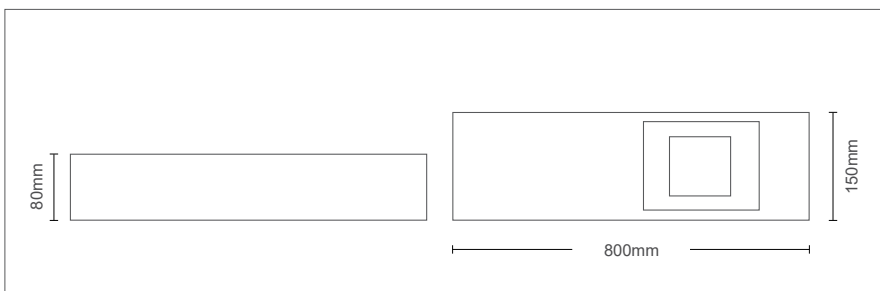
3103200	30W	3900lm	3000K	4,3kg
3103210	30W	3900lm	4000K	4,3kg
3103220	30W	3900lm	6000K	4,3kg
3103230	40W	5200lm	3000K	4,3kg
3103240	40W	5200lm	4000K	4,3kg
3103250	40W	5200lm	6000K	4,3kg
3103260	50W	6500lm	3000K	4,3kg
3103270	50W	6500lm	4000K	4,3kg
3103280	50W	6500lm	6000K	4,3kg
3103290	60W	7800lm	3000K	4,3kg
3103300	60W	7800lm	4000K	4,3kg
3103310	60W	7800lm	6000K	4,3kg
3103320	80W	10400lm	3000K	4,3kg
3103330	80W	10400lm	4000K	4,3kg
3103340	80W	10400lm	6000K	4,3kg
3103350	100W	13000lm	3000K	4,3kg
3103360	100W	13000lm	4000K	4,3kg
3103370	100W	13000lm	6000K	4,3kg



ASYMMETRIC OPTION 70°/140°



SYMMETRIC OPTION 120°



GENERAL INFORMATION

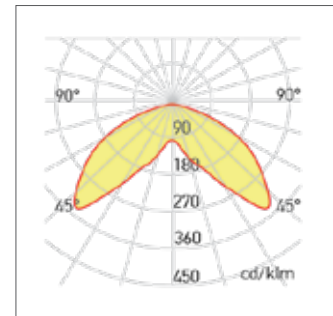
VITA is a led park light luminaire for top installation.
The luminaire is equipped with OS-RAM LED modules.
Can be installed on the top of the pole with external dimensions 80x80mm or 100x100mm.
One model of housing for five different wattages.
Housing and mounting element of die-cast aluminum, electrostatically painted.
Optical system with anti UV treatment polycarbonate diffuser.
Constant current waterproof LED driver.
Surge protection device (10 kV) included.
Wind trap area: 0.11 m².
Connection cable 3x1 mm² 0,7m.
Short circuit, overvoltage, overcurrent and overtemperature protection.
Option for different CCT depending on the project.
Option for different drivers depending on the project.
Option for different housing color depending on the project.
Gasket: EPDM Gasket (Hardness value A 20-25).
Nema socket optional. Adapter made according to the NEMA standard.
Remotely controls the luminaire and accepts remote commands using WiFi or ZigBee protocol.
Various wattages, body color, kelvins, available on demand.
Option for second lighting source around the diffuser of the base in any desired color.



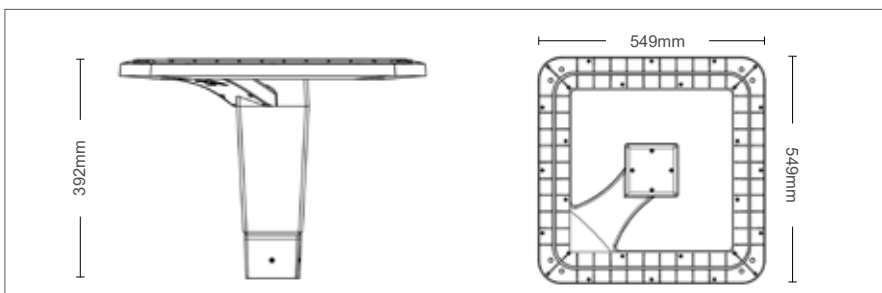
VITA



3103380	30W	3900lm	3000K	5,5kg
3103390	30W	3900lm	4000K	5,5kg
3103400	30W	3900lm	6000K	5,5kg
3103410	40W	5200lm	3000K	5,5kg
3103420	40W	5200lm	4000K	5,5kg
3103430	40W	5200lm	6000K	5,5kg
3103440	50W	6500lm	3000K	5,5kg
3103450	50W	6500lm	4000K	5,5kg
3103460	50W	6500lm	6000K	5,5kg
3103470	60W	7800lm	3000K	5,5kg
3103480	60W	7800lm	4000K	5,5kg
3103490	60W	7800lm	6000K	5,5kg
3103500	80W	10400lm	3000K	5,5kg
3103510	80W	10400lm	4000K	5,5kg
3103520	80W	10400lm	6000K	5,5kg



SYMMETRIC OPTION 120°



GENERAL INFORMATION

VANESS is a led park light luminaire for top installation.
The luminaire is equipped with OS-RAM LED modules.
Can be installed on the top of the pole with external diameter max. $\Phi 76$ mm.
One model of housing for five different wattages.
Housing and mounting element of die-cast aluminum, electrostatically painted.
Optical system with anti UV treatment polycarbonate diffuser.
Constant current waterproof LED driver.
Surge protection device (10 kV) included.
Wind trap area: 0.11 m².
Connection cable 3x1 mm² 0,7m.
Short circuit, overvoltage, overcurrent and overtemperature protection.
Option for different CCT depending on the project.
Option for different drivers depending on the project.
Option for different housing color depending on the project.
Gasket: EPDM Gasket (Hardness value A 20-25)
Nema socket optional. Adapter made according to the NEMA standard.
Remotely controls the luminaire and accepts remote commands using WiFi or ZigBee protocol.
Various wattages, body color, kelvins, available on demand.
Option for second lighting source around the diffuser of the base in any desired color.

5 YEARS WARRANTY	85-320V	100000h	x50000	DALI Dimm	1-10V Dimm	Non Dimm	IK 08	-40.-60°C	IP66	P.F. >98	CRI Ra>92
-------------------------------	---------	---------	--------	-----------	------------	----------	-----------------	-----------	------	--------------------	---------------------

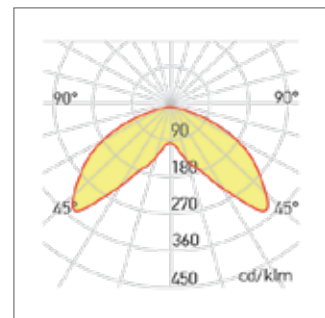


120°
 Anthracite RAL7016

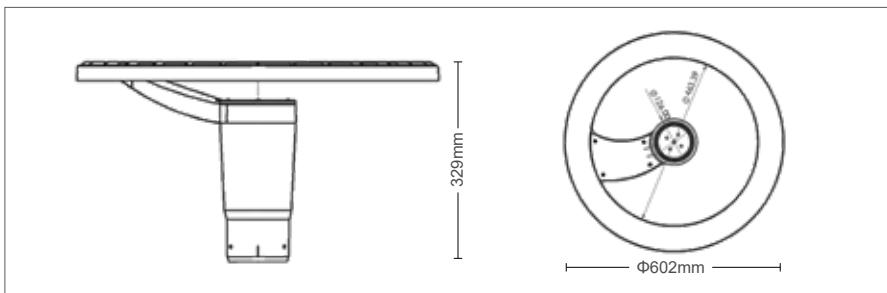
VANESS



3103530	30W	3900lm	3000K	5,5kg
3103540	30W	3900lm	4000K	5,5kg
3103550	30W	3900lm	6000K	5,5kg
3103560	40W	5200lm	3000K	5,5kg
3103570	40W	5200lm	4000K	5,5kg
3103580	40W	5200lm	6000K	5,5kg
3103590	50W	6500lm	3000K	5,5kg
3103600	50W	6500lm	4000K	5,5kg
3103610	50W	6500lm	6000K	5,5kg
3103620	60W	7800lm	3000K	5,5kg
3103630	60W	7800lm	4000K	5,5kg
3103640	60W	7800lm	6000K	5,5kg
3103650	80W	10400lm	3000K	5,5kg
3103660	80W	10400lm	4000K	5,5kg
3103670	80W	10400lm	6000K	5,5kg



SYMMETRIC OPTION 120°



GENERAL INFORMATION

SAM is a led park light luminaire for top installation.
The luminaire is equipped with OS-RAM LED modules. Can be installed on the top of the pole with external diameter max. $\Phi 76\text{mm}$.
One model of housing for six different wattages.
Housing and mounting element of die-cast aluminum, electrostatically painted.
Optical system with anti UV treatment polycarbonate lenses. Tempered glass diffuser with 4 mm thickness.
Constant current waterproof LED driver.
Surge protection device (10 kV) included.
Wind trap area: 0.16 m^2 .
Connection cable $3 \times 1\text{ mm}^2$ 0,7m.
Short circuit, overvoltage, overcurrent and overtemperature protection.
Option for different CCT depending on the project.
Option for different drivers depending on the project.
Option for different housing color depending on the project.
Gasket: EPDM Gasket (Hardness value A 20-25).
Nema socket optional. Adapter made according to the NEMA standard.
Remotely controls the luminaire and accepts remote commands using WiFi or ZigBee protocol.
Various wattages, body color, kelvins, available on demand.
Option for second lighting source around the diffuser of the base in any desired color.

5 YEARS WARRANTY	85-320V	100000h	x50000	DALI Dimm	1-10V Dimm	Non Dimm	IK 08	-40..60°C	IP66	P.F. >98	CRI Ra>92
-------------------------------	---------	---------	--------	-----------	------------	----------	-----------------	-----------	------	--------------------	---------------------

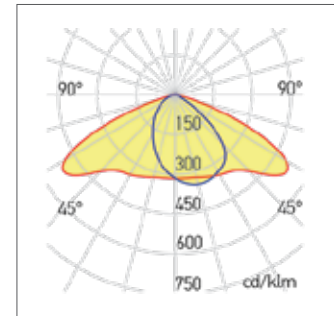


120°
 Anthracite RAL7016

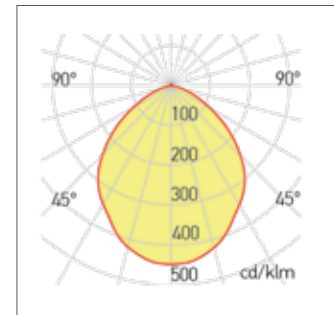
SAM



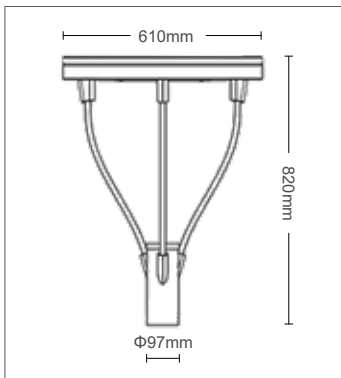
3103680	30W	3900lm	3000K	6,4kg
3103690	30W	3900lm	4000K	6,4kg
3103700	30W	3900lm	6000K	6,4kg
3103710	40W	5200lm	3000K	6,4kg
3103720	40W	5200lm	4000K	6,4kg
3103730	40W	5200lm	6000K	6,4kg
3103740	50W	6500lm	3000K	6,4kg
3103750	50W	6500lm	4000K	6,4kg
3103760	50W	6500lm	6000K	6,4kg
3103770	60W	7800lm	3000K	6,4kg
3103780	60W	7800lm	4000K	6,4kg
3103790	60W	7800lm	6000K	6,4kg
3103800	80W	10400lm	3000K	6,4kg
3103810	80W	10400lm	4000K	6,4kg
3103820	80W	10400lm	6000K	6,4kg
3103830	100W	13000lm	3000K	6,4kg
3103840	100W	13000lm	4000K	6,4kg
3103850	100W	13000lm	6000K	6,4kg



ASYMMETRIC OPTION 70°/140°



SYMMETRIC OPTION 120°



GENERAL INFORMATION

MER is a led park light luminaire for top installation.
The luminaire is equipped with OS-RAM LED modules.
Can be installed on the top of the pole with external diameter $\Phi 80\text{mm}$.
One model of housing for six different wattages.
Housing and mounting element of die-cast aluminum, electrostatically painted.
Optical system with anti UV treatment polycarbonate diffuser. Tempered glass diffuser with 4 mm thickness
Constant current waterproof LED driver.
Surge protection device (10 kV) included.
Wind trap area: 0.11 m^2 .
Connection cable $3 \times 1 \text{ mm}^2 \text{ 0,7m}$.
Short circuit, overvoltage, overcurrent and overtemperature protection.
Option for different CCT depending on the project.
Option for different drivers depending on the project.
Option for different housing color depending on the project.
Gasket: EPDM Gasket (Hardness value A 20-25).
Various wattages, body color, kelvins, available on demand.

5 YEARS WARRANTY	85-320V	100000h	x50000	DALI Dimm	1-10V Dimm	Non Dimm	IK 08	-40..60°C	IP66	P.F. >98	CRI Ra>92
-------------------------------	---------	---------	--------	-----------	------------	----------	-----------------	-----------	------	--------------------	---------------------



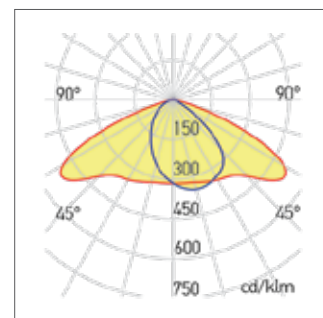
120°
 Anthracite RAL7016



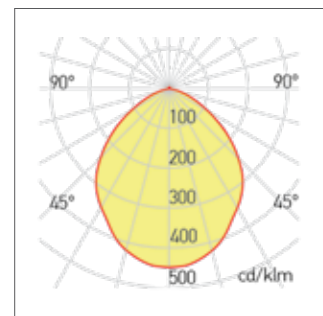
MER



3103860	30W	3900lm	3000K	6,7kg
3103870	30W	3900lm	4000K	6,7kg
3103880	30W	3900lm	6000K	6,7kg
3103890	40W	5200lm	3000K	6,7kg
3103900	40W	5200lm	4000K	6,7kg
3103910	40W	5200lm	6000K	6,7kg
3103920	50W	6500lm	3000K	6,7kg
3103930	50W	6500lm	4000K	6,7kg
3103940	50W	6500lm	6000K	6,7kg
3103950	60W	7800lm	3000K	6,7kg
3103960	60W	7800lm	4000K	6,7kg
3103970	60W	7800lm	6000K	6,7kg
3103980	70W	9100lm	3000K	6,7kg
3103990	70W	9100lm	4000K	6,7kg
3104000	70W	9100lm	6000K	6,7kg
3104010	80W	10400lm	3000K	6,7kg
3104020	80W	10400lm	4000K	6,7kg
3104030	80W	10400lm	6000K	6,7kg



ASYMMETRIC OPTION 70°/140°



SYMMETRIC OPTION 120°

GENERAL INFORMATION

ALE is a led park light luminaire for top installation.
The luminaire is equipped with OS-RAM LED modules.
Can be installed on the top of the pole with external diameter $\Phi 80\text{mm}$.
One model of housing for six different wattages.
Housing and mounting element of die-cast aluminum, electrostatically painted.
Optical system with anti UV treatment polycarbonate diffuser. Tempered glass diffuser with 4 mm thickness.
Constant current waterproof LED driver.
Surge protection device (10 kV) included.
Wind trap area: 0.11 m^2 .
Connection cable $3 \times 1 \text{ mm}^2 \text{ 0,7m}$.
Short circuit, overvoltage, overcurrent and overtemperature protection.
Option for different CCT depending on the project.
Option for different drivers depending on the project.
Option for different housing color depending on the project.
Gasket: EPDM Gasket (Hardness value A 20-25)
Various wattages, body color, kelvins, available on demand.



5 YEARS WARRANTY	85-320V	100000h	x50000	DALI Dimm	1-10V Dimm	Non Dimm	IK 08	-40..60°C	IP66	P.F. >98	CRI Ra>92
-------------------------------	---------	---------	--------	-----------	------------	----------	-----------------	-----------	------	--------------------	---------------------

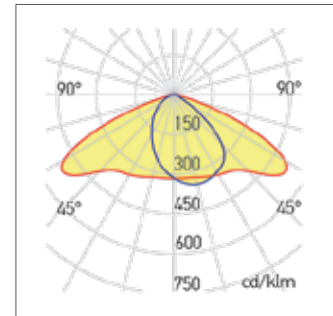


120°
 Anthracite RAL7016

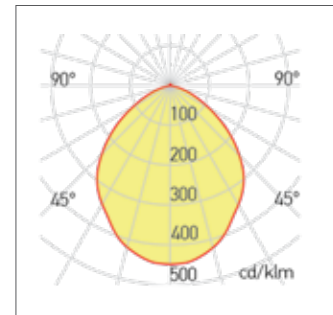
ALE



3104040	30W	3900lm	3000K	6,25kg
3104050	30W	3900lm	4000K	6,25kg
3104060	30W	3900lm	6000K	6,25kg
3104070	40W	5200lm	3000K	6,25kg
3104080	40W	5200lm	4000K	6,25kg
3104090	40W	5200lm	6000K	6,25kg
3104100	50W	6500lm	3000K	6,25kg
3104110	50W	6500lm	4000K	6,25kg
3104120	50W	6500lm	6000K	6,25kg
3104130	60W	7800lm	3000K	6,25kg
3104140	60W	7800lm	4000K	6,25kg
3104150	60W	7800lm	6000K	6,25kg
3104160	70W	9100lm	3000K	6,25kg
3104170	70W	9100lm	4000K	6,25kg
3104180	70W	9100lm	6000K	6,25kg
3104190	80W	10400lm	3000K	6,25kg
3104200	80W	10400lm	4000K	6,25kg
3104210	80W	10400lm	6000K	6,25kg



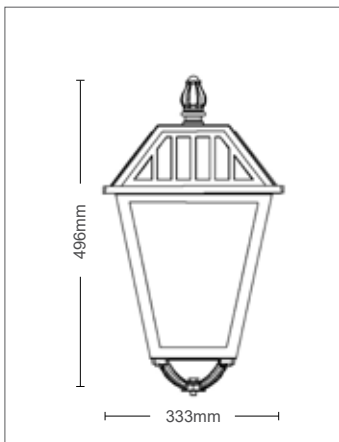
ASYMMETRIC OPTION 70°/140°



SYMMETRIC OPTION 120°

GENERAL INFORMATION

NELLA is a led park light luminaire for top installation.
The luminaire is equipped with OS-RAM LED modules.
Can be installed on the top of the pole with external diameter $\Phi 80\text{mm}$.
One model of housing for six different wattages.
Housing and mounting element of die-cast aluminum, electrostatically painted.
Optical system with anti UV treatment polycarbonate diffuser. Tempered glass diffuser with 4 mm thickness
Constant current waterproof LED driver.
Surge protection device (10 kV) included.
Wind trap area: 0.11 m^2 .
Connection cable $3 \times 1\text{ mm}^2$ 0,7m.
Short circuit, overvoltage, overcurrent and overtemperature protection.
Option for different CCT depending on the project.
Option for different drivers depending on the project.
Option for different housing color depending on the project.
Gasket: EPDM Gasket (Hardness value A 20-25).
Various wattages, body color, kelvins, available on demand.



5 YEARS WARRANTY	85-320V	100000h	x50000	DALI Dimm	1-10V Dimm	Non Dimm	IK 08	-40-60°C	IP66	P.F. >98	CRI Ra>92
------------------	---------	---------	--------	-----------	------------	----------	-------	----------	------	----------	-----------

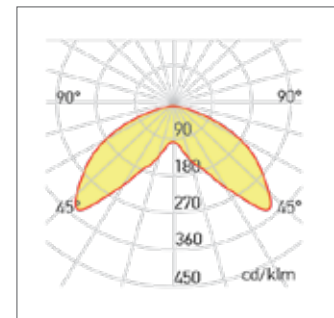


 120°
 Anthracite RAL7016

NELLA



3104220	30W	3900lm	3000K	6,1kg
3104230	30W	3900lm	4000K	6,1kg
3104240	30W	3900lm	6000K	6,1kg
3104250	40W	5200lm	3000K	6,1kg
3104260	40W	5200lm	4000K	6,1kg
3104270	40W	5200lm	6000K	6,1kg
3104280	50W	6500lm	3000K	6,1kg
3104290	50W	6500lm	4000K	6,1kg
3104300	50W	6500lm	6000K	6,1kg
3104310	60W	7800lm	3000K	6,1kg
3104320	60W	7800lm	4000K	6,1kg
3104330	60W	7800lm	6000K	6,1kg
3104340	70W	9100lm	3000K	6,1kg
3104350	70W	9100lm	4000K	6,1kg
3104360	70W	9100lm	6000K	6,1kg
3104370	80W	10400lm	3000K	6,1kg
3104380	80W	10400lm	4000K	6,1kg
3104390	80W	10400lm	6000K	6,1kg



SYMMETRIC OPTION 120°



GENERAL INFORMATION

What are OCTA Lighting Poles?

Octa poles are metal octagonal conical hot-dip galvanized, suitable for installation of street lighting, park lighting or floodlights. They are made in single pieces with a maximum length of 15m.

HOT GALVANIZING

Hot-dip galvanizing is done with a thickness of 70microns zinc and provides an anti-rust guarantee of 24 years.

This coating does not require any maintenance over the years.

PAINT

Anti-rust acrylic powder paint. It is performed in furnaces and applied electrostatically to the pole.

Provides rust protection for several years and requires pole repair every 4-5 years, if is not galvanized but only painted.

HOT GALVANIZING + PAINT (ZP)

In addition to hot-dip galvanizing, the pole is painted with a matte or glossy acrylic paint. This gives extra years of protection. It also contributes in order to join projects that require a specific demands.

Special lengths and colors, available on demand.



OCTA POLES

9990060	3m	3mm	TOP - Φ60	BOTTOM - Φ110	BASE - 250x250x10mm	21kg
9990070	4m	3mm	TOP - Φ60	BOTTOM - Φ120	BASE - 250x250x10mm	23kg
9990080	5m	3mm	TOP - Φ60	BOTTOM - Φ130	BASE - 250x250x10mm	33kg
9990090	6m	3mm	TOP - Φ60	BOTTOM - Φ140	BASE - 300x300x12mm	45kg
9990100	7m	3mm	TOP - Φ60	BOTTOM - Φ160	BASE - 300x300x12mm	56kg
9990110	8m	3mm	TOP - Φ60	BOTTOM - Φ170	BASE - 300x300x12mm	67kg
9990120	9m	3mm	TOP - Φ60	BOTTOM - Φ180	BASE - 350x350x16mm	88kg
9990130	10m	3mm	TOP - Φ60	BOTTOM - Φ190	BASE - 350x350x16mm	100kg
9990140	11m	3mm	TOP - Φ60	BOTTOM - Φ200	BASE - 350x350x16mm	112kg
9990150	12m	3mm	TOP - Φ60	BOTTOM - Φ210	BASE - 350x350x16mm	126kg
9990160	13m	3mm	TOP - Φ60	BOTTOM - Φ220	BASE - 350x350x16mm	148kg
9990170	14m	3mm	TOP - Φ60	BOTTOM - Φ230	BASE - 350x350x16mm	159kg
9990180	15m	3mm	TOP - Φ60	BOTTOM - Φ240	BASE - 350x350x16mm	175kg

We can make poles according to the technical specifications of each project.

OCTA Poles are accompanied by CE certification and are manufactured in accordance with the following European standards.

EN 40-1 - EN 40-2 - EN 40-3-1 - EN 40-3-2 - EN 40-3-3

EN 40-5 - EN 288-1 - EN 288-2 - EN 288-3 - EN 288-8 - EN 571-1

EN ISO 1461 - EN ISO 9001 - EN ISO 16001 - EN 970 - EN 12767

GENERAL INFORMATION

What are CYLINDRA Lighting Poles?

Cylindra poles are metal cylindrical conical hot-dip galvanized, suitable for installation of street lighting, park lighting or floodlights. They are made in single pieces with a maximum length of 15m.

HOT GALVANIZING

Hot-dip galvanizing is done with a thickness of 70microns zinc and provides an anti-rust guarantee of 24 years.

This coating does not require any maintenance over the years.

PAINT

Anti-rust acrylic powder paint. It is performed in furnaces and applied electrostatically to the pole.

Provides rust protection for several years and requires pole repair every 4-5 years, if is not galvanized but only painted.

HOT GALVANIZING + PAINT (ZP)

In addition to hot-dip galvanizing, the pole is painted with a matte or glossy acrylic paint. This gives extra years of protection. It also contributes in order to join projects that require a specific demands.

Special lengths and colors, available on demand.



CYLINDRA POLES

9990190	3m	3mm	TOP - Φ60	BOTTOM - Φ110	BASE - 250x250x10mm	21kg
9990200	4m	3mm	TOP - Φ60	BOTTOM - Φ120	BASE - 250x250x10mm	23kg
9990210	5m	3mm	TOP - Φ60	BOTTOM - Φ130	BASE - 250x250x10mm	33kg
9990220	6m	3mm	TOP - Φ60	BOTTOM - Φ140	BASE - 300x300x12mm	45kg
9990230	7m	3mm	TOP - Φ60	BOTTOM - Φ160	BASE - 300x300x12mm	56kg
9990240	8m	3mm	TOP - Φ60	BOTTOM - Φ170	BASE - 300x300x12mm	67kg
9990250	9m	3mm	TOP - Φ60	BOTTOM - Φ180	BASE - 350x350x16mm	88kg
9990260	10m	3mm	TOP - Φ60	BOTTOM - Φ190	BASE - 350x350x16mm	100kg
9990270	11m	3mm	TOP - Φ60	BOTTOM - Φ200	BASE - 350x350x16mm	112kg
9990280	12m	3mm	TOP - Φ60	BOTTOM - Φ210	BASE - 350x350x16mm	126kg
9990290	13m	3mm	TOP - Φ60	BOTTOM - Φ220	BASE - 350x350x16mm	148kg
9990300	14m	3mm	TOP - Φ60	BOTTOM - Φ230	BASE - 350x350x16mm	159kg
9990310	15m	3mm	TOP - Φ60	BOTTOM - Φ240	BASE - 350x350x16mm	175kg

We can make poles according to the technical specifications of each project.

OCTA Poles are accompanied by CE certification and are manufactured in accordance with the following European standards.

EN 40-1 - EN 40-2 - EN 40-3-1 - EN 40-3-2 - EN 40-3-3

EN 40-5 - EN 288-1 - EN 288-2 - EN 288-3 - EN 288-8 - EN 571-1

EN ISO 1461 - EN ISO 9001 - EN ISO 16001 - EN 970 - EN 12767

GENERAL INFORMATION

What are TUBO Lighting Poles?
Tubo poles are metal cylindrical pipes with fixed diameter hot-dip galvanized, suitable for installation of street lighting, park lighting or floodlights.

They are made in single pieces with a maximum length of 15m.

HOT GALVANIZING

Hot-dip galvanizing is done with a thickness of 70microns zinc and provides an anti-rust guarantee of 24 years.

This coating does not require any maintenance over the years.

PAINT

Anti-rust acrylic powder paint. It is performed in furnaces and applied electrostatically to the pole.

Provides rust protection for several years and requires pole repair every 4-5 years, if is not galvanized but only painted.

HOT GALVANIZING + PAINT (ZP)

In addition to hot-dip galvanizing, the pole is painted with a matte or glossy acrylic paint. This gives extra years of protection. It also contributes in order to join projects that require a specific demands.

Special lengths and colors, available on demand.



TUBO POLES

9990320	3m	3mm	TOP - Φ60mm	BOTTOM - Φ60mm	BASE - 250x250x10mm	21kg
9990330	4m	3mm	TOP - Φ72mm	BOTTOM - Φ72mm	BASE - 250x250x10mm	23kg
9990340	5m	3mm	TOP - Φ72mm	BOTTOM - Φ72mm	BASE - 250x250x10mm	33kg
9990350	6m	3mm	TOP - Φ89mm	BOTTOM - Φ89mm	BASE - 300x300x12mm	45kg
9990360	7m	3mm	TOP - Φ89mm	BOTTOM - Φ89mm	BASE - 300x300x12mm	56kg
9990370	8m	3mm	TOP - Φ104mm	BOTTOM - Φ104mm	BASE - 300x300x12mm	67kg
9990380	9m	3mm	TOP - Φ104mm	BOTTOM - Φ104mm	BASE - 350x350x16mm	88kg
9990390	10m	3mm	TOP - Φ114mm	BOTTOM - Φ114mm	BASE - 350x350x16mm	100kg
9990400	11m	3mm	TOP - Φ114mm	BOTTOM - Φ114mm	BASE - 350x350x16mm	112kg
9990410	12m	3mm	TOP - Φ114mm	BOTTOM - Φ114mm	BASE - 350x350x16mm	126kg
9990420	13m	3mm	TOP - Φ128mm	BOTTOM - Φ128mm	BASE - 350x350x16mm	148kg
9990430	14m	3mm	TOP - Φ128mm	BOTTOM - Φ128mm	BASE - 350x350x16mm	159kg
9990440	15m	3mm	TOP - Φ128mm	BOTTOM - Φ128mm	BASE - 350x350x16mm	175kg

We can make poles according to the technical specifications of each project.

OCTA Poles are accompanied by CE certification and are manufactured in accordance with the following European standards.

EN 40-1 - EN 40-2 - EN 40-3-1 - EN 40-3-2 - EN 40-3-3

EN 40-5 - EN 288-1 - EN 288-2 - EN 288-3 - EN 288-8 - EN 571-1

EN ISO 1461 - EN ISO 9001 - EN ISO 16001 - EN 970 - EN 12767

GENERAL INFORMATION

What are TELES Lighting Poles?
Teles poles are metal cylindrical telescopic hot-dip galvanized, suitable for installation of street lighting, park lighting or floodlights.

They are made in single pieces with a maximum length of 15m.

HOT GALVANIZING

Hot-dip galvanizing is done with a thickness of 70microns zinc and provides an anti-rust guarantee of 24 years.

This coating does not require any maintenance over the years.

PAINT

Anti-rust acrylic powder paint. It is performed in furnaces and applied electrostatically to the pole.

Provides rust protection for several years and requires pole repair every 4-5 years, if is not galvanized but only painted.

HOT GALVANIZING + PAINT (ZP)

In addition to hot-dip galvanizing, the pole is painted with a matte or glossy acrylic paint. This gives extra years of protection. It also contributes in order to join projects that require a specific demands.

Special lengths and colors, available on demand.



TELES POLES

9990450	3m	3mm	TOP - Φ60mm	BOTTOM - Φ89mm	BASE - 250x250x10mm	21kg
9990460	4m	3mm	TOP - Φ72mm	BOTTOM - Φ89mm	BASE - 250x250x10mm	23kg
9990470	5m	3mm	TOP - Φ72mm	BOTTOM - Φ89mm	BASE - 250x250x10mm	33kg
9990480	6m	3mm	TOP - Φ72mm	BOTTOM - Φ104mm	BASE - 300x300x12mm	45kg
9990490	7m	3mm	TOP - Φ72mm	BOTTOM - Φ104mm	BASE - 300x300x12mm	56kg
9990500	8m	3mm	TOP - Φ72mm	BOTTOM - Φ114mm	BASE - 300x300x12mm	67kg
9990510	9m	3mm	TOP - Φ89/Φ60mm	BOTTOM - Φ114mm	BASE - 350x350x16mm	88kg
9990520	10m	3mm	TOP - Φ89/Φ60mm	BOTTOM - Φ114mm	BASE - 350x350x16mm	100kg
9990530	11m	3mm	TOP - Φ89/Φ60mm	BOTTOM - Φ114mm	BASE - 350x350x16mm	112kg
9990540	12m	3mm	TOP - Φ92/Φ72mm	BOTTOM - Φ114mm	BASE - 350x350x16mm	126kg
9990550	13m	3mm	TOP - Φ92/Φ72mm	BOTTOM - Φ128mm	BASE - 350x350x16mm	148kg
9990560	14m	3mm	TOP - Φ92/Φ72mm	BOTTOM - Φ128mm	BASE - 350x350x16mm	159kg
9990570	15m	3mm	TOP - Φ92/Φ72mm	BOTTOM - Φ128mm	BASE - 350x350x16mm	175kg

We can make poles according to the technical specifications of each project.

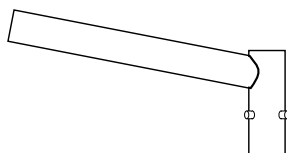
OCTA Poles are accompanied by CE certification and are manufactured in accordance with the following European standards.

EN 40-1 - EN 40-2 - EN 40-3-1 - EN 40-3-2 - EN 40-3-3

EN 40-5 - EN 288-1 - EN 288-2 - EN 288-3 - EN 288-8 - EN 571-1

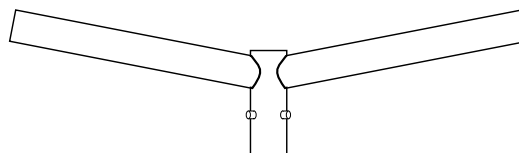
EN ISO 1461 - EN ISO 9001 - EN ISO 16001 - EN 970 - EN 12767

There are 4 most common different types of arms which are used for street lighting with lengths: 800mm, 1000m & 1200mm & 3 types for floodlights.
They can be made in any length and given any angle.
They can also be galvanized, painted or galvanized and painted together.
They have as standard a vertical piece of steel which is 20cm, Φ 72mm, in order to be installed outside of the top of the pole.



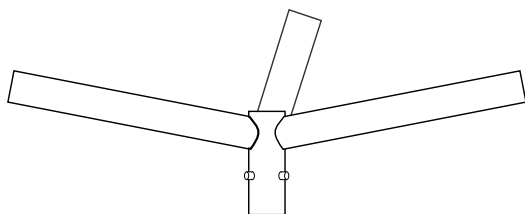
SINGLE S

9990710 3mm 1x1m 15°VERT. Φ 60mm GALVAN.



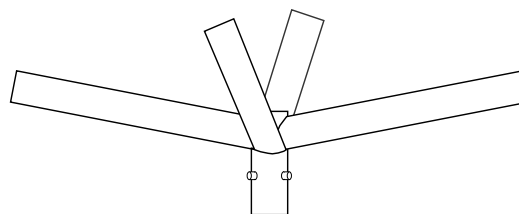
DOUBLE S

9990720 3mm 2x1m 15°VERT. Φ 60mm GALVAN.



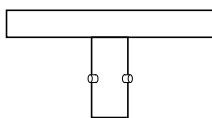
TRIPLE S

9990730 3mm 3x1m 15°VERT. Φ 60mm GALVAN.



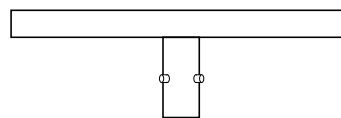
QUADRUPLE S

9990740 3mm 4x1m 15°VERT. Φ 60mm GALVAN.



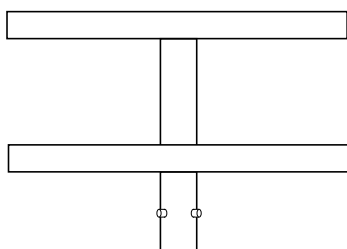
SINGLE F

9990750 3mm 1x0.4m 50x50mm GALVAN.



DOUBLE F

9990760 3mm 1x0.8m 50x50mm GALVAN.



QUADRUPLE F

9990770 3mm 2x0.8m 50x50mm GALVAN.

2024
lighting
electrical
catalog

OUTDOOR LED
 SOLAR LIGHTS

GENERAL INFORMATION

SAHARA 100, is a solar waterproof, IP65, projector equipped with SMD LEDs & photo-sensor.

Transparent diffuser.

Housing of ABS in black color. polycarbonate solar panel and glass.

New type ETFE Photovoltaic monocrystalline panel 5V - 10W.

Battery: Lithium 2xLiFePO4 3.2V 8000mAh

Charging time: 6-8h

Autonomy: 12-14h

Is equipped with remote control with the following functions:

ON - Brightness will be decreased from 100%, the light will be off after 12-14 hours.

OFF - Light off.

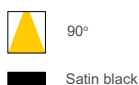
HIGH LIGHT - The button is effective when the light is on, the brightness will keep 165%, and light will be off after 3 hours.

SLIGHTLY LIGHT - The button is effective when the light is on, the brightness will keep 35%, and the light will be off after 12-14 hours.
 2H - Keep 165% brightness, the light will be off after 2 hours.

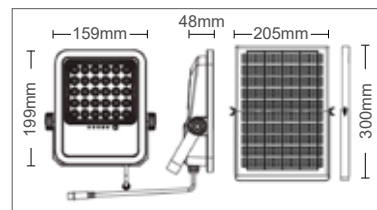
4H - Brightness will be decreased from 100%, the light will be off after 4 hours.

6H - Brightness will be decreased from 100%, the light will be off after 6 hours.

AUTO - Brightness will be decreased from 100%, the light will be off after 12-14 hours.



SAHARA 100



3210200 100W 1100lm 6000K

GENERAL INFORMATION

SAHARA 150, is a solar waterproof, IP65, projector equipped with SMD LEDs & photo-sensor.

Transparent diffuser.

Housing of ABS in black color. polycarbonate solar panel and glass.

New type ETFE Photovoltaic monocrystalline panel 5V - 15W.

Battery: Lithium 3xLiFePO4 3.2V 12000mAh

Charging time: 6-8h

Autonomy: 12-14h

Is equipped with remote control with the following functions:

ON - Brightness will be decreased from 100%, the light will be off after 12-14 hours.

OFF - Light off.

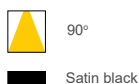

HIGH LIGHT - The button is effective when the light is on, the brightness will keep 165%, and light will be off after 3 hours.

SLIGHTLY LIGHT - The button is effective when the light is on, the brightness will keep 35%, and the light will be off after 12-14 hours.
 2H - Keep 165% brightness, the light will be off after 2 hours.

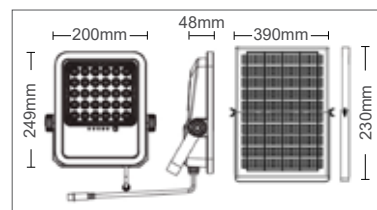
4H - Brightness will be decreased from 100%, the light will be off after 4 hours.

6H - Brightness will be decreased from 100%, the light will be off after 6 hours.

AUTO - Brightness will be decreased from 100%, the light will be off after 12-14 hours.



SAHARA 150



3210210 150W 1650lm 6000K

GENERAL INFORMATION

SAHARA 250, is a solar waterproof, IP65, projector equipped with SMD LEDs & photo-sensor.

Transparent diffuser.

Housing of ABS in black color. polycarbonate solar panel and glass.

New type ETFE Photovoltaic monocrystalline panel 5V - 20W.

Battery: Lithium 5xLiFePO4 3.2V 20000mAh

Charging time: 6-8h

Autonomy: 12-14h

Is equipped with remote control with the following functions:

ON - Brightness will be decreased from 100%, the light will be off after 12-14 hours.

OFF - Light off.

HIGH LIGHT - The button is effective when the light is on, the brightness will keep 165%, and light will be off after 3 hours.

SLIGHTLY LIGHT - The button is effective when the light is on, the brightness will keep 35%, and the light will be off after 12-14 hours.

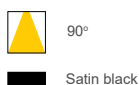
2H - Keep 165% brightness, the light will be off after 2 hours.

4H - Brightness will be decreased from 100%, the light will be off after 4 hours.

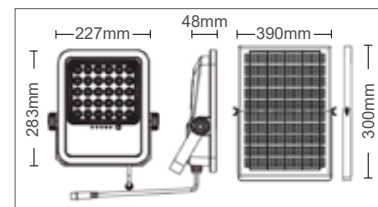
6H - Brightness will be decreased from 100%, the light will be off after 6 hours.

AUTO - Brightness will be decreased from 100%, the light will be off after 12-14 hours.

OUTDOOR LED SOLAR LIGHTS



SAHARA 250



3210220 250W 2750lm 6000K

GENERAL INFORMATION

SAHARA 250, is a solar waterproof, IP65, projector equipped with SMD LEDs & photo-sensor.

Transparent diffuser.

Housing of ABS in black color. polycarbonate solar panel and glass.

New type ETFE Photovoltaic monocrystalline panel 5V - 25W.

Battery: Lithium 6xLiFePO4 3.2V 24000mAh

Charging time: 6-8h

Autonomy: 12-14h

Is equipped with remote control with the following functions:

ON - Brightness will be decreased from 100%, the light will be off after 12-14 hours.

OFF - Light off.

HIGH LIGHT - The button is effective when the light is on, the brightness will keep 165%, and light will be off after 3 hours.

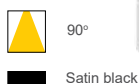
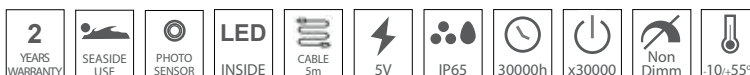
SLIGHTLY LIGHT - The button is effective when the light is on, the brightness will keep 35%, and the light will be off after 12-14 hours.

2H - Keep 165% brightness, the light will be off after 2 hours.

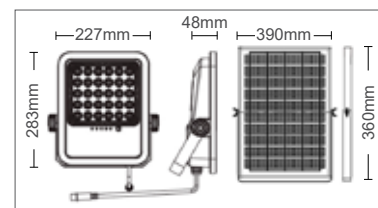
4H - Brightness will be decreased from 100%, the light will be off after 4 hours.

6H - Brightness will be decreased from 100%, the light will be off after 6 hours.

AUTO - Brightness will be decreased from 100%, the light will be off after 12-14 hours.



SAHARA 300



3210230 300W 3300lm 6000K

GENERAL INFORMATION

ATAKAMA 10, is a solar waterproof, IP65, projector equipped with SMD LEDs, PIR & photosensor.

Mounting arm of profiled steel board, also painted in sandblasted satin color.

Semi ransparent tempered glass diffuser with a thickness of 4 mm.

Housing of ABS in black color. polycarbonate solar panel and glass.

New type PET Photovoltaic monocrystalline panel 5V.

Battery: Lithium 18650 3.7V 2200mAh - **Re-placeable**

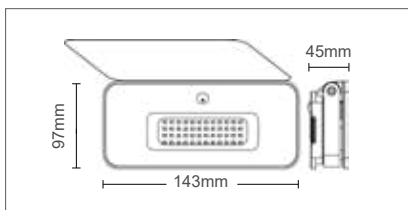
Charging time: 6-8h. Autonomy: 6-8h

Detection Distance of PIR Sensor: 3m.

Operates with Photosensor & PIR sensor.

In the dark, the light will automatically on for 30s once sensing people movement and off afterwards.

2 way button on the back - 3 steps brightness mode and CCT change.



OUTDOOR LED SOLAR LIGHTS



ATAKAMA 10

3022500 10W 1000lm 3CCT



GENERAL INFORMATION

ATAKAMA 20, is a solar waterproof, IP65, projector equipped with SMD LEDs, PIR & photosensor.

Mounting arm of profiled steel board, also painted in sandblasted satin color.

Semi ransparent tempered glass diffuser with a thickness of 4 mm.

Housing of ABS in black color. polycarbonate solar panel and glass.

New type PET Photovoltaic monocrystalline panel 5.5V - 2.5W.

Battery: Lithium 18650 3.7V 2600mAh - **Re-placeable**

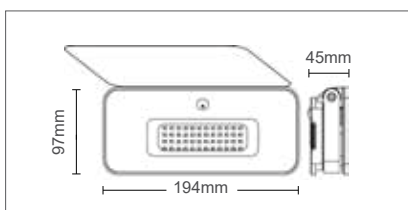
Charging time: 6-8h. Autonomy: 6-8h.

Detection Distance of PIR Sensor: 3m.

Operates with Photosensor & PIR sensor.

In the dark, the light will automatically on for 30s once sensing people movement and off afterwards.

2 way button on the back - 3 steps brightness mode and CCT change.



ATAKAMA 20

3022510 20W 1300lm 3CCT



GENERAL INFORMATION

SONORA 120, is a solar waterproof, IP65, street light fixture equipped with SMD LEDs, PIR & photosensor.

It is intended to be mounted on arm.

Housing of ABS in black color. polycarbonate solar panel and glass.

New type ETFE Photovoltaic monocrystalline panel 5V - 12W.

Battery: LiFePO4 33140 3.2V 12000mAh

Charging time: 6h, Autonomy: 12-14h

Operates with Photosensor & PIR sensor, turns on during the night when lux<5-10 & off automatically when lux >10.

Installation height: 3-6m.

Detection Distance of PIR Sensor: max 12m.

Is equipped with remote control with the following functions:

ON - Brightness will be decreased from 100%, the light will be off after 12-14 hours.

OFF - Light off.

HIGH LIGHT - The button is effective when the light is on, the brightness will keep 165%, and light will be off after 3 hours.

SLIGHTLY LIGHT - The button is effective when the light is on, the brightness will keep 35%, and the light will be off after 12-14 hours.

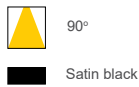
2H - Keep 165% brightness, the light will be off after 2 hours.

4H - Brightness will be decreased from 100%, the light will be off after 4 hours.

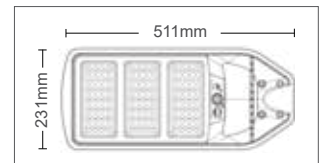
6H - Brightness will be decreased from 100%, the light will be off after 6 hours.

AUTO - Brightness will be decreased from 100%, the light will be off after 12-14 hours.

OUTDOOR LED SOLAR LIGHTS



SONORA 120



3210290 120W 1800lm 6000K

GENERAL INFORMATION

SONORA 200, is a solar waterproof, IP65, street light fixture equipped with SMD LEDs, PIR & photosensor.

It is intended to be mounted on arm.

Housing of ABS in black color. polycarbonate solar panel and glass.

New type ETFE Photovoltaic monocrystalline panel 5V - 20W.

Battery: LiFePO4 3x32700 3.2V 18000mAh

Charging time: 6h, Autonomy: 12-14h

Operates with Photosensor & PIR sensor, turns on during the night when lux<5-10 & off automatically when lux >10.

Installation height: 3-6m.

Detection Distance of PIR Sensor: max 12m.

Is equipped with remote control with the following functions:

ON - Brightness will be decreased from 100%, the light will be off after 12-14 hours.

OFF - Light off.

HIGH LIGHT - The button is effective when the light is on, the brightness will keep 165%, and light will be off after 3 hours.

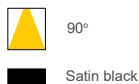
SLIGHTLY LIGHT - The button is effective when the light is on, the brightness will keep 35%, and the light will be off after 12-14 hours.

2H - Keep 165% brightness, the light will be off after 2 hours.

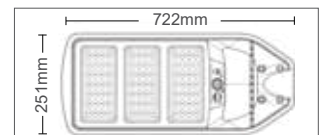
4H - Brightness will be decreased from 100%, the light will be off after 4 hours.

6H - Brightness will be decreased from 100%, the light will be off after 6 hours.

AUTO - Brightness will be decreased from 100%, the light will be off after 12-14 hours.



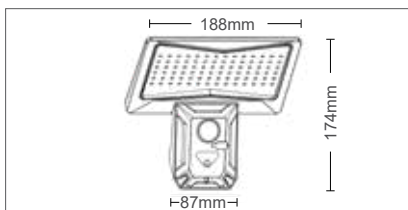
SONORA 200



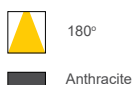
3210300 200W 2700lm 6000K

GENERAL INFORMATION

SOLIGHT P, is a solar waterproof, IP44, projectors equipped with SMD LEDs, PIR & photosensor.
 Made of: ABS
 Panel: Polycrystalline 5.5V, 2.6W
 Battery: Lithium 18650 3.7V 1.8Ah
 Charging Time: 6-8 hours
 Discharging Time: 6-8 hours with sensor use
 Function: photosensor + PIR sensor.
 Human sensor mode 1:
 In the dark, the light will be on consistently.
 Human sensor mode 2:
 In the dark, it will be weak light and automatically on strong light for 15s once sensing people movement and back to weak light afterwards
 Light Sensor Mode 3:
 In the dark, the light will automatically on for 15s once sensing people movement and off afterwards.
 Detection Distance of PIR Sensor: 3-5m.
 Installation Height: 2-3m.



OUTDOOR LED SOLAR LIGHTS



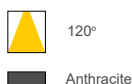

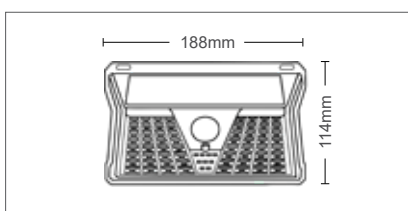
SOLIGHT P



3210150 4W 550lm 6400K

GENERAL INFORMATION

SOLIGHT V, is a solar waterproof, IP44, projector equipped with SMD LEDs, PIR & photosensor.
 Made of: ABS
 Panel: Polycrystalline 5.5V, 1W
 Battery: Lithium 18650 3.7V 2.4Ah
 Charging Time: 6-8 hours
 Discharging Time: 6-8 hours with sensor use
 Function: photosensor + PIR sensor.
 Human sensor mode 1:
 In the dark, the light will be on consistently.
 Human sensor mode 2:
 In the dark, it will be weak light and automatically on strong light for 15s once sensing people movement and back to weak light afterwards.
 Light Sensor Mode 3:
 In the dark, the light will automatically on for 15s once sensing people movement and off afterwards.
 SOS Mode 4:
 In the dark, SOS light will be on consistently.
 Detection Distance of PIR Sensor: 3-5m.
 Installation Height: 2-3m.



SOLIGHT V



3210160 3W 170lm 6400K

GENERAL INFORMATION

SOLIGHT T, is a solar waterproof, IP44, projector equipped with SMD LEDs, PIR & photosensor.

Made of: ABS

Panel: Polycrystalline 5.5V, 0.33W

Battery: Lithium 18650 3.7V 1.2Ah

Charging Time: 6-8 hours

Discharging Time: 6-8 hours with sensor use

Function: photosensor + PIR sensor.

Human sensor mode 1:

In the dark, the light will be on consistently.

Human sensor mode 2:

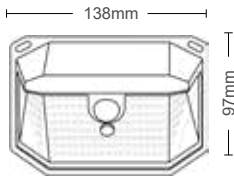
In the dark, it will be weak light and automatically on strong light for 15s once sensing people movement and back to weak light afterwards.

Light Sensor Mode 3:

In the dark, the light will automatically on for 15s once sensing people movement and off afterwards.

Detection Distance of PIR Sensor: 3-5m.

Installation Height: 2-3m.



OUTDOOR LED SOLAR LIGHTS



180°



Anthracite

SOLIGHT T



3210170 1W 170lm 6400K

GENERAL INFORMATION

SOLIGHT W, is a solar waterproof, IP44, projector equipped with SMD LEDs, PIR & photosensor.

Made of: ABS

Panel: Polycrystalline 5.5V, 0.3W

Battery: Lithium 18650 3.7V 1.2Ah

Charging Time: 6-8 hours

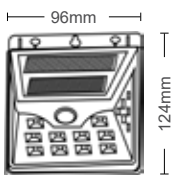
Discharging Time: 6-8 hours with sensor use

Function: photosensor + PIR sensor.

Human Sensor Mode: In the dark, the light will automatically on for 15s once sensing people movement and off afterwards.

Detection Distance of PIR Sensor: 3-5m

Installation Height: 3-5m



180°



Black

SOLIGHT W



3210180 1W 110lm 6400K

GENERAL INFORMATION

SOLUX W, is a solar waterproof, IP44, projector equipped with SMD LEDs, PIR & photosensor.

Transparent polycarbonate diffuser with a thickness of 4 mm.

New type ETFE Photovoltaic polycrystalline polycarbonate panel 5.5V - 1.65W.

Battery: 18650 3.7V 1850mAh.

Charging time: 8-10h

Autonomy: 8-12h

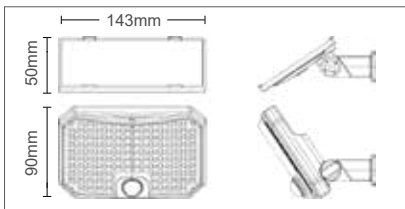
Function: photosensor + PIR sensor.

Human sensor mode 1: In the dark, the light will be on consistently.

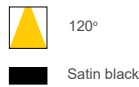
Human sensor mode 2: In the dark, it will be weak light and automatically on strong light for 15s once sensing people movement and back to weak light afterwards.

Light Sensor Mode 3: In the dark, the light will automatically on for 15s once sensing people movement and off afterwards.

- Detection Distance of PIR Sensor: 3-5m.



OUTDOOR LED SOLAR LIGHTS



SOLUX W

3210340 2W 450lm 6000K

GENERAL INFORMATION

SOLIGHT F, is a solar waterproof, IP44, projector equipped with SMD LEDs, PIR & photosensor.

Made of: ABS

Panel: Polycrystalline 5.5V, 2W

Battery: Lithium 18650 3.7V 1.8Ah

Charging Time: 6-8 hours

Discharging Time: 6-8 hours with sensor use

Function: photosensor + radar sensor.

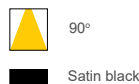
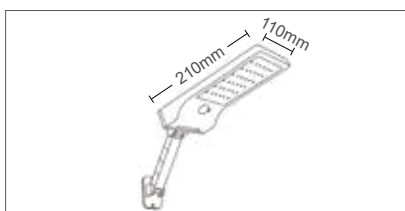
Human sensor mode:

In the dark, it will be weak light and automatically on strong light for 15s once sensing people movement

and back to weak light afterwards.

Detection Distance of PIR Sensor: 3-5m

Installation Height: 2-3m



SOLIGHT F

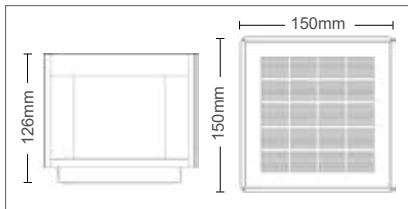
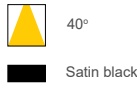

3210190 3W 440lm 6400K



GENERAL INFORMATION

KALAHARI, is a solar waterproof, IP65, fixture equipped with SMD LEDs, photosensor.
Transparent glass diffuser with a thickness of 4 mm.
Housing of ABS in black color.
Polycarbonate solar panel.
New type ETFE Photovoltaic polycrystalline panel 5V - 1.6W.
Battery: LiFePO4 3.2V 1800mAh.
Charging time: 4-6h
Autonomy: 10-12h
Operates with Photosensor, turns on & off automatically.
Light beam direction by 4 sides.

OUTDOOR LED
SOLAR LIGHTS



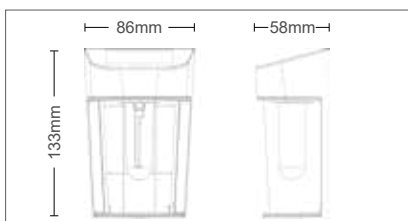

KALAHARI



3210280 2W 100lm 3CCT

GENERAL INFORMATION

SOLUX F, is a solar waterproof, IP44, wall fixture equipped with SMD LEDs & photosensor.
Transparent polycarbonate diffuser with a thickness of 4 mm.
Housing of ABS in black color.
Polycarbonate solar panel.
New type ETFE Photovoltaic polycrystalline panel 2V - 0.33W.
Battery: AA 1.2V 600mAh, NiCd
Charging time: 6-8h
Autonomy: 8-10h
Operates with Photosensor, turns on automatically when detects lux<5 & off when lux>5.



SOLUX F



3210310 1W 20lm 3000K

OUTDOOR LED
SOLAR LIGHTS

GENERAL INFORMATION

SOLUX P, is a solar waterproof, IP44, garden fixture equipped with SMD LEDs & photo-sensor.

Transparent polycarbonate diffuser with a thickness of 4 mm.

Housing of ABS in black color.

Polycarbonate solar panel.

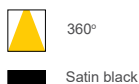
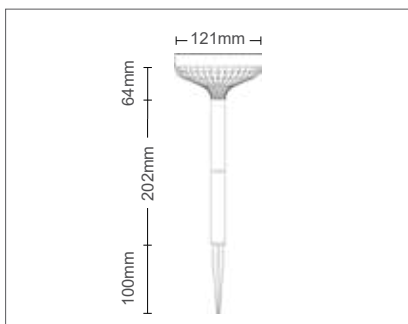
New type ETFE Photovoltaic polycrystalline panel 2V - 0.4W.

Battery: 18650 3.7V 1200mAh

Charging time: 6-8h

Autonomy: 8-10h

Operates with Photosensor, turns on automatically when detects lux<5 & off when lux>5.



SOLUX P

3210320 1W 50lm 6000K

GENERAL INFORMATION

SOLUX S, is a solar waterproof, IP44, garden fixture equipped with SMD LEDs, & photo-sensor.

Transparent polycarbonate diffuser with a thickness of 4 mm.

Housing of ABS in black color.

Polycarbonate solar panel.

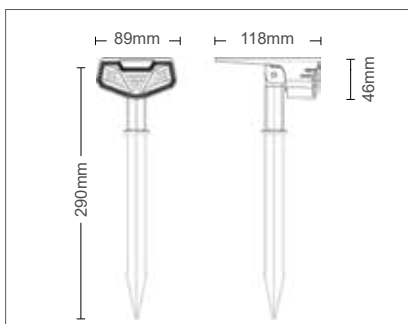
New type ETFE Photovoltaic polycrystalline panel 5V - 0.09W.

Battery: 18650 3.7V 1500mAh

Charging time: 6-8h

Autonomy: 6-8h

Operates with Photosensor, turns on automatically when detects lux<5 & off when lux>5.



SOLUX S

3210330 1W 150lm 6000K

OUTDOOR LED
 SOLAR LIGHTS

GENERAL INFORMATION

VICTORIA, is a solar waterproof, IP65, led strip set, with remote control.

Housing of ABS in black color.

Polycarbonate solar panel.

New type ETFE Photovoltaic monocrystalline panel 5V - 1.6W.

Battery: Lithium LiFePO4 3.2V 1800mAh

Charging time: 4-6h.

Autonomy: 12-14h

Is equipped with remote control with the following functions:

ON - Light ON and enter to AUTO mode.

OFF - Light off.

HIGH LIGHT - Brightness will be gradually decreased from 100%, light off after 12-14.

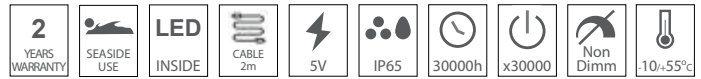
SLIGHTLY LIGHT - Brightness will be gradually decreased from 40%, light off after 12-14 hours.


3H - Brightness will be gradually decreased from 100%, light off after 3.


6H - Brightness will be gradually decreased from 100%, light off after 6.

MODE - Single color: always on—«breathing»* flash—>slow flash.

AUTO - Brightness will be gradually decreased from 100%, light off after 12-14



 120°

 Satin black

VICTORIA

3210240	18W	900lm	5M	3000K
3210250	18W	900lm	5M	6000K
3210260	40W	2000lm	10M	3000K
3210270	40W	2000lm	10M	6000K



2024
lighting
electrical
catalog

15

**PORTABLE &
EMERGENCY LIGHTS**
TORCHES, NIGHT LAMPS & EXIT

GENERAL INFORMATION

LAMPAS is a family of rechargeable portable led torches.

LAMPAS 13 is a two way light sources, side light (145Lm & 2W) torch (300Lm & 5W), total 7W output power.

Characteristics:

Battery: Lead-Acid 4V 1600mAh

Charging time: 12 - 15h

Discharging time: 4h for the side light, 2h for the torch.

Non-slip Grip.

Class II.

Color: Red & black.

Dimensions: Φ 91x287mm.

2 pin power cable with euro plug and 0.5m long for charging included in the package.



5000470 7W (5+2w) 445lm 6000K

LAMPAS 13

GENERAL INFORMATION

LAMPAS is a family of rechargeable portable led torches.

LAMPAS 9 is a one way light source with 2 functions: High (150Lm), Low (55Lm), total 3W output power.

Characteristics:

Battery: Lead Acid 4V 900mAh

220-240V Charging.

DC Operating.

Charging time: 10 - 12h

Discharging time: 2.5 - 6h

Non-slip Grip.

Class II. Color: Yellow & black.

Dimensions: Φ 78x230mm.

2 pin power cable with euro plug and 0.5m long for charging included in the package.



5000430 3W 150lm 6000K

LAMPAS 9

GENERAL INFORMATION

LAMPAS is a family of rechargeable portable led torches.

LAMPAS 11 is a one way light source with 2 functions: High (125Lm), Low (40Lm), total 3W output power.

Characteristics:

Battery: Lead Acid 4V 400mAh

DC Charging.

DC Operating.

Charging time: 10 - 12h

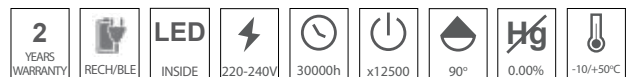
Discharging time: 1 - 4h

Non-slip Grip.

Class II. Color: Green & black.

Dimensions: Φ 65x190mm.

Built in euro plug for direct charging.



5000450 3W 125lm 6000K

LAMPAS 11

GENERAL INFORMATION

LAMPAS is a family of rechargeable portable led torches.

LAMPAS 1 is a one way light source with 3 functions: High (500Lm) / Mid (200Lm) / Low (50Lm), total 25W output power.

Characteristics:

Battery: Li-ion 3.7V 2000mAh

DC Charging.

DC Operating.

Charging time: 4 - 6h

Discharging time: 1.5 - 20h

Class II.

Color: Yellow.

Hook on the handle.

Dimensions: Φ 110x190mm.

USB Charging cable 0.5m included.



5000360 25W 500lm 6000K

LAMPAS 1

GENERAL INFORMATION

LAMPAS is a family of rechargeable portable led torches.

LAMPAS 2 is a two way light sources, side light (500Lm & 6W) torch (50Lm & 0.5W), total 6.5W output power.

Characteristics:

Battery: Lead-Acid 4V 900mAh

220-240V Charging. DC Operating.

Charging time: 12 - 15h

Discharging time: 2.5h (side light), 7h (torch).

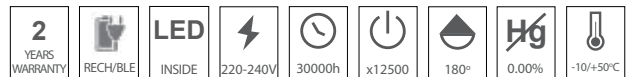
Autonomy: 7h

Sliding hook on top.

Class II. Color: Yellow & white.

Dimensions: 148x58x42mm.

2 pin power cable with euro plug and 0.5m long for charging included in the package.



5000370 6.5W (6+0.5W) 500lm 6000K

LAMPAS 2

GENERAL INFORMATION

LAMPAS is a family of rechargeable portable led torches.

LAMPAS 11 is a two way light sources, side light (140Lm & 19W) torch (140Lm & 3W), total 22W output power.

Characteristics:

Battery: Li-ion 3.7V 1800mAh

DC Charging.

DC Operating.

Charging time: 6 - 8h

Discharging time: 1.5h - 40h (side light),

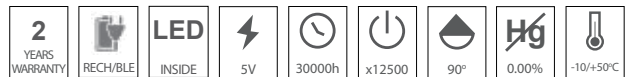
3.5 - 80h (torch).

Class III.

Color: White & grey.

Dimensions: Φ 83x202mm.

USB Charging cable 0.5m included.



5000410 22W (19+3W) 280lm 6000K

LAMPAS 11

GENERAL INFORMATION

LAMPAS is a family of rechargeable portable led torches.

LAMPAS 8 is a two way light sources, folding internal side light (140Lm & 3W) torch (50Lm & 1.4W), total 4.4W output power.

Characteristics:

Battery: Li-ion 3.7V 1200mAh.

DC Charging.

DC Operating.

Charging time: 4 - 6h

Discharging time: 5h (side light), 2 - 10h (torch).

Class III.

Color: White & grey.

Dimensions: Φ 67x180mm.

USB Charging cable 0.5m included in the package.

5000420 4.4W (3+1.4w) 190lm 6000K



LAMPAS 8

GENERAL INFORMATION

FLASH is a family of portable led flash lights.

FLASH 1 is a two way light sources, internal side light COB (150Lm & 2W) torch XPE with zoomable head (50Lm & 1W), total 3W output power.

Characteristics:

Battery: Li-ion 14500 400mAh

DC Charging.

DC Operating.

Charging time: 6h

Discharging time: 6h

Class III.

Color: Black

Dimensions: Φ 25x92mm.

USB Charging cable 0.5m included in the package.

5000480 3W 200lm 6000K



FLASH 1

GENERAL INFORMATION

FLASH is a family of portable led flash lights.

FLASH 2 is a one way light source, torch (15Lm & 1W).

Characteristics:

Operating time: 4h.

Beam range: 15m.

Battery: 2xAA (not included).

Color: Black

Dimensions: Φ 42x150mm.

5000490 1W 15lm 6000K



FLASH 2

GENERAL INFORMATION

FLASH is a family of portable led flash lights.
FLASH 3 is a one way light source, torch (200Lm & 3W).
Characteristics:
Operating time: 6h.
Beam range: 15m.
Battery: 3xAA (not included).
Hook for hanging.
Magnet on the back side.
Color: Black & orange
Dimensions: 290x60x37mm.
Made of ABS & rubber.

2 YEARS WARRANTY	LED INSIDE	⚡ 1.5V	🕒 25000h	🔌 x12500	📐 60°	💧 IP44	☒ 0.00%	🌡️ -20/+50°C
------------------------	---------------	-----------	-------------	-------------	----------	-----------	------------	-----------------



5000500 3W 200lm 6000K

FLASH 3

GENERAL INFORMATION

FLASH is a family of portable led flash lights.
FLASH 4 is a two way light source, front side (120Lm & 1W).
Characteristics:
Operating time: 6h.
Beam range: 15m.
Battery: 3xAA (not included).
Hook for hanging.
Magnet on the back side.
Color: Black.
Dimensions: 210x60x30mm.
Made of ABS & rubber.

2 YEARS WARRANTY	LED INSIDE	⚡ 1.5V	🕒 25000h	🔌 x12500	📐 90°	💧 IP44	☒ 0.00%	🌡️ -20/+50°C
------------------------	---------------	-----------	-------------	-------------	----------	-----------	------------	-----------------



5000510 1W 120lm 6000K

FLASH 4

GENERAL INFORMATION

FLASH is a family of portable led flash lights.
FLASH 5 is a headlight with two way sources, top light COB (40Lm & 1W) torch (80Lm & 2W), total 3W output power.
Characteristics:
Battery: Li-ion 18650.
DC Charging.
DC Operating.
Charging time: 6h
Discharging time: 5h
Beam range: 50m.
Class III.
Magnet on the right side.
Dimensions: Φ25x92mm.
USB Charging cable 0.5m included in the package.

2 YEARS WARRANTY	🔌 RECH/BLE	LED INSIDE	⚡ 5V	🕒 25000h	🔌 x12500	📐 60°	💧 IP44	☒ 0.00%	🌡️ -20/+50°C
------------------------	---------------	---------------	---------	-------------	-------------	----------	-----------	------------	-----------------

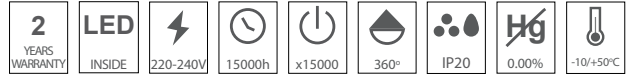


5000520 3W (1+2W) 120lm 6000K

FLASH 5

GENERAL INFORMATION

BEE is an RGB night lamp.
Operating with Photocell sensor. When the luminosity in the room is less than 20lux then automatically switches ON.- The body of the bee glows yellow and the wings changing RGB colors randomly.
Color: Black & orange
Dimensions: 130x90mm.
Made of ABS & polycarbonate.

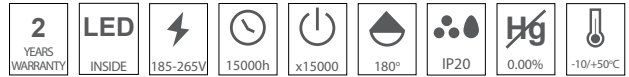


5200570 0.4W 50lm RGB

BEE

GENERAL INFORMATION

OWL is a modern night lamp.
Operating with Photocell sensor. When the luminosity in the room is less than 20lux then automatically switches ON.
Color: Green & white
Dimensions: 96x95mm.
Made of NON FLAMABLE ABS.



5200690 0.5W 50lm 6000K

OWL

GENERAL INFORMATION

SUN is an all time classic night lamp.
Operating with ON/OFF switch.
Available in 3 different kelvins.
Color: White & transparent.
Dimensions: Φ65mm.
Made of PS & ABS.

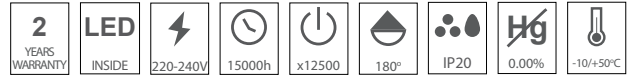


5200460 0.4W 50lm 6400K
5200430 0.4W 30lm BLUE
5200450 0.4W 40lm PINK

SUN

GENERAL INFORMATION

ROSE is an all time classic night lamp.
Operating with ON/OFF switch.
Available in 3 different kelvins.
Color: White & transparent.
Dimensions: Φ 55mm.
Made of PS & ABS.



ROSE

5200380	0.4W	50lm	6400K
5200350	0.4W	30lm	BLUE
5200360	0.4W	40lm	GREEN

GENERAL INFORMATION

BUTTERFLY is an all time classic night lamp.
Operating with ON/OFF switch.
Available in 3 different kelvins.
Color: White & transparent.
Dimensions: 72x55mm.
Made of PS & ABS.



BUTTERFLY

5200420	0.3W	50lm	6400K
5200390	0.3W	30lm	BLUE
5200400	0.3W	40lm	GREEN

GENERAL INFORMATION

HEART is an all time classic night lamp.
Operating with ON/OFF switch.
Available in 2 different kelvins.
Color: White & transparent.
Dimensions: 56x55mm.
Made of PS & ABS.



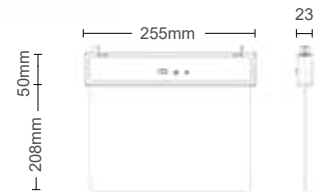
HEART

5200500	0.3W	50lm	6400K
5200470	0.3W	30lm	BLUE

EMERGENCY
LED LIGHTS

GENERAL INFORMATION

EXIT 10 is a rechargeable emergency fixture equipped with SMD LEDs.
2 in 1, can be used as pendant or surface mounted.
Battery: Lithium 14500 3.7V 500mAh.
AC Charging.
DC Operating.
Charging time: 12-15h,
Discharging time: 10h.
Class II.
Housing of ABS, difusser of PS.
Exit & other stickers are included.
EU plug with 40cm cable included in the package.

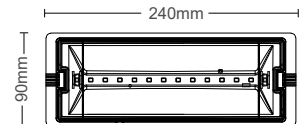


5020140 2W 100lm 6500K

EXIT 10

GENERAL INFORMATION

EXIT C is a rechargeable emergency fixture equipped with SMD LEDs.
Can be used for surface mounted.
It is waterproof, IP65, which means can be used outdoor.
Wasy opening of the difusser with 2 pop-up buttons.
Battery: LiFePO4 3.2V 600mAh.
AC Charging.
DC Operating.
Charging time: 6-8h,
Discharging time: 3h.
Class II.
Housing of ABS, difusser of PC.
Exit & other stickers are included.



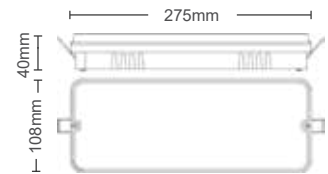
5020130 3W 150lm 6500K

EXIT C

EMERGENCY
 LED LIGHTS

GENERAL INFORMATION

EXIT 12L is a rechargeable emergency fixture equipped with SMD LEDs.
 Can be used for surface mounted.
 It is waterproof, IP65, which means can be used outdoor.
 1 step of lighting: 100% 160Lm.
 Battery: Lithium 18650 3.7V 1200mAh.
 AC Charging.
 DC Operating.
 Charging time: 24h,
 Discharging time: 3h.
 Class II.
 Housing of ABS, difusser of PS.
 Exit & other stickers are included.
 EU plug with 40cm cable included in the package.




5020100 2W 160lm 6500K

EXIT 12

GENERAL INFORMATION

XIT 30L is a rechargeable emergency fixture equipped with SMD LEDs.
 2 steps of lighting: 100% 160Lm, 50% 80Lm
 Battery: Lithium 18650 3.7V 1200mAh.
 AC Charging.
 DC Operating.
 Charging time: 24h,
 Discharging time: 3h (high), 6h(low)
 Class II.
 Housing of ABS, difusser of PS.
 Exit & other stickers are included.
 EU plug with 40cm cable included in the package.




5020090 2W 160lm 6500K

EXIT 30

GENERAL INFORMATION

EXIT 60 is a rechargeable emergency fixture equipped with SMD LEDs.
 2 steps of lighting: 100% 320Lm, 50% 160Lm
 Battery: Lithium 18650 3.7V 2000mAh.
 AC Charging.
 DC Operating.
 Charging time: 24h,
 Discharging time: 3h (high), 6h(low)
 Class II.
 Housing of ABS, difusser of PS.
 Exit & other stickers are included.
 EU plug with 75cm cable included in the package.



5020120 4W 320lm 6500K

EXIT 60

GENERAL INFORMATION

PUPIL is a portable rechargeable LED desk lamp with 3CCT.
 Characteristics:
 Battery: Li-ion 3.7V 1250mAh
 DC Charging.
 DC Operating.
 Touch control.
 3CCT changing color by a touch button.
 Charging time: 8-10h
 Discharging time: 4-5h
 Class III.
 Color: White and Green with white
 Dimensions: 340x136mm.
 USB Charging cable 0.5m included in the package.



5301600	6W	150lm	3CCT
5301610	6W	150lm	3CCT

PUPIL

GENERAL INFORMATION

SPARKY is a portable rechargeable LED lantern lamp ideal for gardens.
 Characteristics:
 Battery: 18650 3.7V 1200mAh
 DC Charging.
 DC Operating.
 Charging time: 3-4h
 Discharging time: 30h
 Class III.
 Color: Green.
 Made of ABS & PC.
 USB Charging cable 1.2m included in the package.



5010280	5W	20lm	1600K
---------	----	------	-------

SPARKY

16

BULBS

GENERAL INFORMATION

LEDISONE 2 CLEAR is a family of filament bulbs. They provide High brightness with 3 different light options, brings you comfortable atmosphere, suitable for home, bedroom, kitchen and dining room decorations.

This A60 model with E27 socket for 360° light beam-angle as desired lighting flexibility.

It's ready to be operated with its easy use.

Contain no mercury, no UV & IR, no dazzling, flicker-free, outstanding heat dissipation materials.

1514430	8W	=67W	1000lm	2700K
1514440	8W	=68W	1016lm	4000K
1514450	8W	=69W	1040lm	6400K
1518200	10W	=74W	1110lm	2700K
1518210	10W	=85W	1270lm	4000K



LEDISONE 2 CLEAR A60

GENERAL INFORMATION

LEDISONE 2 CLEAR is a family of filament bulbs. They provide High brightness with 2 different light options, brings you comfortable atmosphere, suitable for home, bedroom, kitchen and dining room decorations.

This G45 model with E27 socket for 360° light beam-angle as desired lighting flexibility.

It's ready to be operated with its easy use.

Contain no mercury, no UV & IR, no dazzling, flicker-free, outstanding heat dissipation materials.

1514550	4W	=35W	520lm	2700K
1514560	4W	=35W	532lm	4000K
1518300	6W	=48W	726lm	2700K
1518310	6W	=49W	738lm	4000K



LEDISONE 2 CLEAR G45

GENERAL INFORMATION

LEDISONE 2 CLEAR is a family of filament bulbs. They provide High brightness with 2 different light options, brings you comfortable atmosphere, suitable for home, bedroom, kitchen and dining room decorations.

This ST64 model with E27 socket for 360° light beam-angle as desired lighting flexibility.

It's ready to be operated with its easy use.

Contain no mercury, no UV & IR, no dazzling, flicker-free, outstanding heat dissipation materials.

1514580	8W	=67W	1000lm	2700K
1514590	8W	=68W	1016lm	4000K



LEDISONE 2 CLEAR ST64

GENERAL INFORMATION

LEDISONE 2 CLEAR is a family of filament bulbs. They provide High brightness with 2 different light options, brings you comfortable atmosphere, suitable for home, bedroom, kitchen and dining room decorations.

This G95 model with E27 socket for 360° light beam-angle as desired lighting flexibility.

It's ready to be operated with its easy use.

Contain no mercury, no UV & IR, no dazzling, flicker-free, outstanding heat dissipation materials.



1514610	8W	=66W	976lm	2700K
1514620	8W	=67W	1000lm	4000K

LEDISONE 2 CLEAR G95

GENERAL INFORMATION

LEDISONE 2 CLEAR is a family of filament bulbs. They provide High brightness with 3 different light options, brings you comfortable atmosphere, suitable for home, bedroom, kitchen and dining room decorations.

This C35 model with E14 socket for 360° light beam-angle as desired lighting flexibility.

It's ready to be operated with its easy use.

Contain no mercury, no UV & IR, no dazzling, flicker-free, outstanding heat dissipation materials.



1514460	4W	=35W	520lm	2700K
1514470	4W	=35W	532lm	4000K
1514480	4W	=36W	540lm	6000K
1518220	6W	=48W	726lm	2700K
1518230	6W	=49W	738lm	4000K

LEDISONE 2 CLEAR C35

GENERAL INFORMATION

LEDISONE 2 CLEAR is a family of filament bulbs. They provide High brightness with 3 different light options, brings you comfortable atmosphere, suitable for home, bedroom, kitchen and dining room decorations.

This G45 model with E14 socket for 360° light beam-angle as desired lighting flexibility.

It's ready to be operated with its easy use.

Contain no mercury, no UV & IR, no dazzling, flicker-free, outstanding heat dissipation materials.



1514520	4W	=35W	520lm	2700K
1514530	4W	=35W	532lm	4000K
1518280	6W	=48W	726lm	2700K
1518290	6W	=49W	738lm	4000K
1519080	6W	=50W	750lm	6000K

LEDISONE 2 CLEAR G45

GENERAL INFORMATION

LEDISONE 2 CLEAR DIM is a family of filament dimmable bulbs. They provide High brightness with 2 different light options, brings you comfortable atmosphere, suitable for home, bedroom, kitchen and dining room decorations. This C35 model with E14 socket for 360° light beam-angle as desired lighting flexibility. It is compatible with the most dimmers in the market. Contain no mercury, no UV & IR, no dazzling, flicker-free, outstanding heat dissipation materials.



1518340	6W	=50W	660lm	2700K
1518350	6W	=50W	666lm	4000K

LEDISONE 2 CLEAR C35 DIM

GENERAL INFORMATION

LEDISONE 2 CLEAR DIM is a family of filament dimmable bulbs. They provide High brightness with 2 different light options, brings you comfortable atmosphere, suitable for home, bedroom, kitchen and dining room decorations. This G45 model with E14 socket for 360° light beam-angle as desired lighting flexibility. It is compatible with the most dimmers in the market. Contain no mercury, no UV & IR, no dazzling, flicker-free, outstanding heat dissipation materials.



1518360	6W	=50W	660lm	2700K
1518370	6W	=50W	660lm	4000K

LEDISONE 2 CLEAR G45 DIM

GENERAL INFORMATION

LEDISONE 2 CLEAR DIM is a family of filament dimmable bulbs. They provide High brightness with 2 different light options, brings you comfortable atmosphere, suitable for home, bedroom, kitchen and dining room decorations. This A60 model with E27 socket for 360° light beam-angle as desired lighting flexibility. It is compatible with the most dimmers in the market. Contain no mercury, no UV & IR, no dazzling, flicker-free, outstanding heat dissipation materials.



1518320	8W	=68W	1016lm	2700K
1518330	8W	=69W	1040lm	4000K

LEDISONE 2 CLEAR A60 DIM

GENERAL INFORMATION

LEDISONE 2 RETRO is a family of filament dimmable bulbs. They provide High brightness. Available only in warm white color. Brings you comfortable atmosphere, suitable for home, bedroom, kitchen and dining room decorations. This C35 model with E14 socket for 360° light beam-angle as desired lighting flexibility. It is compatible with the most dimmers in the market. Contain no mercury, no UV & IR, no dazzling, flicker-free, outstanding heat dissipation materials.

1514650 4W =35W 432lm 2500K



LEDISONE 2 RETRO C35TW DIM

GENERAL INFORMATION

LEDISONE 2 RETRO is a family of filament dimmable bulbs. They provide High brightness. Available only in warm white color. Brings you comfortable atmosphere, suitable for home, bedroom, kitchen and dining room decorations. This G95 model with E27 socket for 360° light beam-angle as desired lighting flexibility. It is compatible with the most dimmers in the market. Contain no mercury, no UV & IR, no dazzling, flicker-free, outstanding heat dissipation materials.

1513900 8W =60W 880lm 2500K

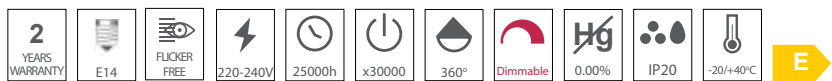


LEDISONE 2 RETRO G95 DIM

GENERAL INFORMATION

LEDISONE 2 RETRO is a family of filament dimmable bulbs. They provide High brightness. Available only in warm white color. Brings you comfortable atmosphere, suitable for home, bedroom, kitchen and dining room decorations. This ST64 model with E27 socket for 360° light beam-angle as desired lighting flexibility. It is compatible with the most dimmers in the market. Contain no mercury, no UV & IR, no dazzling, flicker-free, outstanding heat dissipation materials.

1513910 8W =60W 880lm 2500K



LEDISONE 2 RETRO ST64 DIM

GENERAL INFORMATION

LEDISONE RETRO is a family of filament bulbs. They provide High brightness. Available only in warm white color. brings you comfortable atmosphere, suitable for home, bedroom, kitchen and dining room decorations.

This G125 model with E27 socket for 360° light beam-angle as desired lighting flexibility.

It's ready to be operated with its easy use.

Contain no mercury, no UV & IR, no dazzling, flicker-free, outstanding heat dissipation materials.

1513550 8W =60W 880lm 2500K



LEDISONE RETRO G125

GENERAL INFORMATION

LEDISONE RETRO is a family of filament bulbs. They provide High brightness. Available only in warm white color. brings you comfortable atmosphere, suitable for home, bedroom, kitchen and dining room decorations.

This G95 model with E27 socket for 360° light beam-angle as desired lighting flexibility.

It's ready to be operated with its easy use.

Contain no mercury, no UV & IR, no dazzling, flicker-free, outstanding heat dissipation materials.

1513540 8W =60W 880lm 2500K



LEDISONE RETRO G95

GENERAL INFORMATION

LEDISONE RETRO is a family of filament bulbs. They provide High brightness. Available only in warm white color. brings you comfortable atmosphere, suitable for home, bedroom, kitchen and dining room decorations.

This ST64 model with E27 socket for 360° light beam-angle as desired lighting flexibility.

It's ready to be operated with its easy use.

Contain no mercury, no UV & IR, no dazzling, flicker-free, outstanding heat dissipation materials.

1513530 8W =60W 880lm 2500K



LEDISONE RETRO ST64

GENERAL INFORMATION

LEDISONE 2 RETRO is a family of filament bulbs. They provide High brightness. Available only in warm white color. brings you comfortable atmosphere, suitable for home, bedroom, kitchen and dining room decorations.

This ST64 model with E27 socket for 360° light beam-angle as desired lighting flexibility.

It's ready to be operated with its easy use.

Contain no mercury, no UV & IR, no dazzling, flicker-free, outstanding heat dissipation materials.

1519220 6W =60W 822lm 2500K



LEDISONE 2 RETRO ST64

GENERAL INFORMATION

LEDISONE 2 RETRO is a family of filament bulbs. They provide High brightness. Available only in warm white color. brings you comfortable atmosphere, suitable for home, bedroom, kitchen and dining room decorations.

This A60 model with E27 socket for 360° light beam-angle as desired lighting flexibility.

It's ready to be operated with its easy use.

Contain no mercury, no UV & IR, no dazzling, flicker-free, outstanding heat dissipation materials.

1519200 6W =60W 840lm 2500K
1519210 4W =60W 568lm 2500K



LEDISONE 2 RETRO A60

GENERAL INFORMATION

LEDISONE 2 RETRO is a family of filament bulbs. They provide High brightness. Available only in warm white color. brings you comfortable atmosphere, suitable for home, bedroom, kitchen and dining room decorations.

This G45 model with E27 socket for 360° light beam-angle as desired lighting flexibility.

It's ready to be operated with its easy use.

Contain no mercury, no UV & IR, no dazzling, flicker-free, outstanding heat dissipation materials.

1519230 2W =30W 300lm 2500K



LEDISONE RETRO G45

LED FILAMENT BULBS

GENERAL INFORMATION


LEDISONE VINTAGE is a family of filament bulbs. They provide High brightness. Available only in warm white color. brings you comfortable atmosphere, suitable for home, bedroom, kitchen and dining room decorations.

This ST64 model with E27 socket for 360° light beam-angle as desired lighting flexibility.

It's ready to be operated with its easy use.

Contain no mercury, no UV & IR, no dazzling, flicker-free, outstanding heat dissipation materials.

1519170 4W =35W 400lm 2200K



LEDISONE VINTAGE ST64

GENERAL INFORMATION


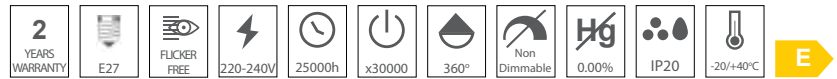
LEDISONE VINTAGE is a family of filament bulbs. They provide High brightness. Available only in warm white color. brings you comfortable atmosphere, suitable for home, bedroom, kitchen and dining room decorations.

This G95 model with E27 socket for 360° light beam-angle as desired lighting flexibility.

It's ready to be operated with its easy use.

Contain no mercury, no UV & IR, no dazzling, flicker-free, outstanding heat dissipation materials.

1519180 4W =40W 428lm 2200K



LEDISONE VINTAGE G95

GENERAL INFORMATION

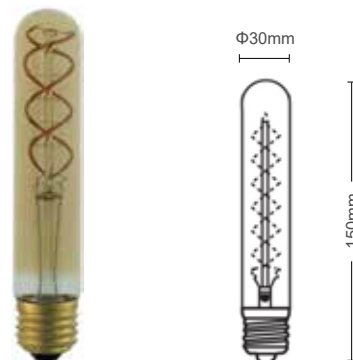
LEDISONE VINTAGE is a family of filament bulbs. They provide High brightness. Available only in warm white color. brings you comfortable atmosphere, suitable for home, bedroom, kitchen and dining room decorations.

This T30 model with E27 socket for 360° light beam-angle as desired lighting flexibility.

It's ready to be operated with its easy use.

Contain no mercury, no UV & IR, no dazzling, flicker-free, outstanding heat dissipation materials.

1519190 5W =40W 425lm 2200K



LEDISONE VINTAGE T30

GENERAL INFORMATION

ADVANCE is a premium family of led bulbs. G95 model with E27 socket & 200° light beam-angle as desired lighting flexibility. Available in 2 different light options. Contain no mercury, no UV & IR, no dazzling.



ADVANCE G95

1519040	14W	=90W	1250lm	4000K
1519050	14W	=90W	1300lm	6400K

GENERAL INFORMATION

ADVANCE is a premium family of led bulbs. G125 model with E27 socket & 200° light beam-angle as desired lighting flexibility. Available in 2 different light options. Contain no mercury, no UV & IR, no dazzling.

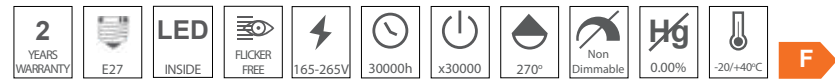


ADVANCE G125

1519060	20W	=130W	1900lm	4000K
1519070	20W	=130W	1950lm	6400K

GENERAL INFORMATION

SUPERNOVA is a high power family of led bulbs. T80 model with E27 socket & 270° light beam-angle as desired lighting flexibility. Available in 1 light option only. Contain no mercury, no UV & IR, no dazzling.

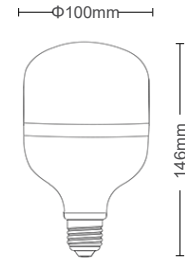


SUPERNOVA T80

1519660	20W	=115W	1700lm	6400K
---------	-----	-------	--------	-------

GENERAL INFORMATION

SUPERNOVA is a high power family of led bulbs.
T100 model with E27 socket & 270° light beam-angle as desired lighting flexibility.
Available in 1 light option only.
Contain no mercury, no UV & IR, no dazzling.

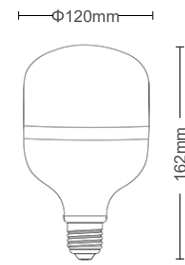


1519510 30W =170W 2550lm 6400K

SUPERNOVA T100

GENERAL INFORMATION

SUPERNOVA is a high power family of led bulbs.
T120 model with E27 socket & 270° light beam-angle as desired lighting flexibility.
Available in 1 light option only.
Contain no mercury, no UV & IR, no dazzling.

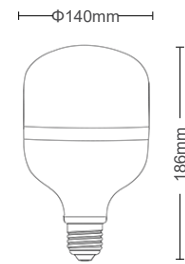


1519520 40W =230W 3400lm 6400K

SUPERNOVA T120

GENERAL INFORMATION

SUPERNOVA is a high power family of led bulbs.
T140 model with E27 socket & 270° light beam-angle as desired lighting flexibility.
Available in 1 light option only.
Contain no mercury, no UV & IR, no dazzling.



1519530 50W =285W 4250lm 6400K

SUPERNOVA T140

GENERAL INFORMATION

SUPREME is a high lumens family of led bulbs. Available in 3 different light options. A60 model with E27 socket.

Each of the bulbs is constructed from thermal plastic which doesn't heat up, even after long periods of use.

1519540	7W	=65W	980lm	2700K
1519550	7W	=65W	980lm	4000K
1519560	7W	=65W	980lm	6400K
1519570	9W	=85W	1260lm	2700K
1519580	9W	=85W	1260lm	4000K
1519590	9W	=85W	1260lm	6400K
1519600	12W	=110W	1680lm	2700K
1519610	12W	=110W	1680lm	4000K
1519620	12W	=110W	1680lm	6400K
1519630	15W	=140W	2100lm	2700K
1519640	15W	=140W	2100lm	4000K
1519650	15W	=140W	2100lm	6400K



SUPREME A60 E27 HIGH LUMENS

GENERAL INFORMATION

ADVANCE is a premium family of led bulbs. Available in 3 different light options.

A60 model with E27 socket & 220° light beam-angle as desired lighting flexibility.

Wide voltage range operating.

Each of the bulbs is constructed from thermal plastic which doesn't heat up, even after long periods of use.

Contain no mercury, no UV & IR, no dazzling, flicker-free, outstanding heat dissipation materials.

1519300	12W	=80W	1152lm	2700K
1519310	12W	=80W	1176lm	4000K
1519320	12W	=80W	1200lm	6400K
1519330	15W	=95W	1440lm	2700K
1519340	15W	=95W	1470lm	4000K
1519350	15W	=95W	1500lm	6400K



ADVANCE A60 E27

GENERAL INFORMATION

ADVANCE is a premium family of led bulbs. Available in 3 different light options.

A70 model with E27 socket & 220° light beam-angle as desired lighting flexibility.

Wide voltage range operating.

Each of the bulbs is constructed from thermal plastic which doesn't heat up, even after long periods of use.

Contain no mercury, no UV & IR, no dazzling, flicker-free, outstanding heat dissipation materials.

1519360	18W	=110W	1728lm	2700K
1519370	18W	=110W	1764lm	4000K
1519380	18W	=110W	1800lm	6400K



ADVANCE A70 E27

GENERAL INFORMATION

ADVANCE is a premium family of led bulbs. Available in 3 different light options. G45 model with E27 socket & 180° light beam-angle as desired lighting flexibility. Wide voltage range operating. Each of the bulbs is constructed from thermal plastic which doesn't heat up, even after long periods of use. Contain no mercury, no UV & IR, no dazzling, flicker-free, outstanding heat dissipation materials.

1519450	9W	=60W	792lm	2700K
1519460	9W	=60W	810lm	4000K
1519470	9W	=60W	828lm	6400K



ADVANCE G45 E27

GENERAL INFORMATION

ADVANCE is a premium family of led bulbs. Available in 3 different light options. G45 model with E14 socket & 180° light beam-angle as desired lighting flexibility. Wide voltage range operating. Each of the bulbs is constructed from thermal plastic which doesn't heat up, even after long periods of use. Contain no mercury, no UV & IR, no dazzling, flicker-free, outstanding heat dissipation materials.

1519420	9W	=60W	792lm	2700K
1519430	9W	=60W	810lm	4000K
1519440	9W	=60W	828lm	6400K



ADVANCE G45 E14

GENERAL INFORMATION

ADVANCE is a premium family of led bulbs. Available in 3 different light options. C38 model with E14 socket & 180° light beam-angle as desired lighting flexibility. Wide voltage range operating. Each of the bulbs is constructed from thermal plastic which doesn't heat up, even after long periods of use. Contain no mercury, no UV & IR, no dazzling, flicker-free, outstanding heat dissipation materials.

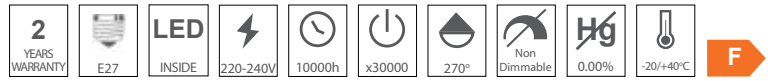
1519390	9W	=60W	792lm	2700K
1519400	9W	=60W	810lm	4000K
1519410	9W	=60W	828lm	6400K



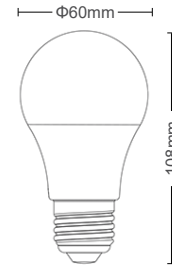
ADVANCE C38 E14

GENERAL INFORMATION

BASIS is an economic family of led bulbs. Available in 3 different light options. A60 model with E27 socket & 270° light beam-angle as desired lighting flexibility. Contain no mercury, no UV & IR, no dazzling.



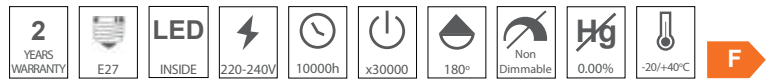
1515710	9W	=60W	783lm	2700K
1515720	9W	=60W	801lm	4000K
1515730	9W	=60W	819lm	6400K
1515680	11.5W	=75W	1012lm	2700K
1515690	11.5W	=75W	1035lm	4000K
1515700	11.5W	=75W	1058lm	6400K
1515560	15W	=90W	1335lm	2700K
1515570	15W	=90W	1365lm	4000K
1515580	15W	=90W	1395lm	6400K



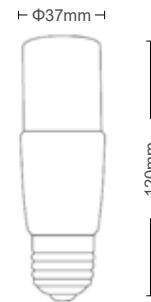
BASIS A60 E27

GENERAL INFORMATION

BASIS is an economic family of led bulbs. Available in 3 different light options. T30 model with E27 socket & 180° light beam-angle gives extra solutions for narrow spaces. Contain no mercury, no UV & IR, no dazzling.



1515410	9W	=60W	675lm	2700K
1515420	9W	=60W	702lm	4000K
1515430	9W	=60W	720lm	6400K



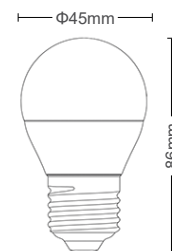
BASIS T37 E27

GENERAL INFORMATION

BASIS is an economic family of led bulbs. Available in 3 different light options. G45 model with E27 socket & 180° light beam-angle as desired lighting flexibility. Contain no mercury, no UV & IR, no dazzling.



1518890	5W	=40W	390lm	2700K
1518900	5W	=40W	403lm	4000K
1518910	5W	=40W	416lm	6400K
1515620	7W	=50W	514lm	2700K
1515630	7W	=50W	520lm	4000K
1515640	7W	=50W	540lm	6400K

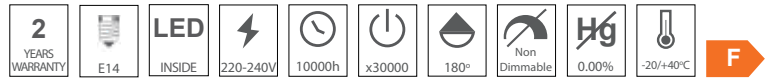


BASIS G45 E27

GENERAL INFORMATION

BASIS is an economic family of led bulbs. Available in 3 different light options. G45 model with E14 socket & 180° light beam-angle as desired lighting flexibility. Contain no mercury, no UV & IR, no dazzling.

1518860	5W	=40W	390lm	2700K
1518870	5W	=40W	403lm	4000K
1518880	5W	=40W	416lm	6400K
1515740	7W	=50W	514lm	2700K
1515750	7W	=50W	520lm	4000K
1515760	7W	=50W	540lm	6400K



BASIS G45 E14

GENERAL INFORMATION

BASIS is an economic family of led bulbs. Available in 3 different light options. C37 model with E14 socket & 180° light beam-angle as desired lighting flexibility. Contain no mercury, no UV & IR, no dazzling.

1518920	5W	=40W	390lm	2700K
1518930	5W	=40W	403lm	4000K
1518940	5W	=40W	416lm	6400K
1515590	7W	=50W	507lm	2700K
1515600	7W	=50W	520lm	4000K
1515610	7W	=50W	533lm	6400K

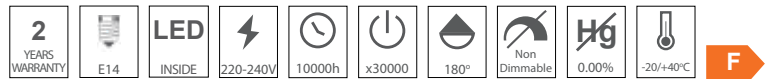


BASIS C37 E14

GENERAL INFORMATION

BASIS is an economic family of led bulbs. Available in 3 different light options. C37T special shape model with E14 socket & 180° light beam-angle as desired lighting flexibility. Contain no mercury, no UV & IR, no dazzling.

1516050	7W	=50W	514lm	2700K
1516060	7W	=50W	527lm	4000K
1516070	7W	=50W	533lm	6400K



BASIS C37T E14

GENERAL INFORMATION

ADVANCE is a premium led bulbs with Photo sensor.

A60 model with Photosensor built-in, E27 socket & 180° light beam-angle as desired lighting flexibility.

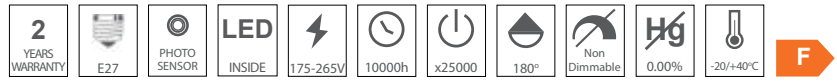
Wide voltage range operating.

Each of the bulbs is constructed from thermal plastic which doesn't heat up, even after long periods of use.

Light up when detects dark, lux<15 and turn off automatically when the sensor detects lux>15.

Contain no mercury, no UV & IR, no dazzling.

1519020	9W	=55W	810lm	4000K
1519030	9W	=55W	835lm	6400K



ADVANCE A60 E27 PHOTOCCELL

GENERAL INFORMATION

ADVANCE PIR is a premium led bulb with PIR sensor.

A60 model with PIR sensor built-in, E27 socket & 180° light beam-angle as desired lighting flexibility.

Wide voltage range operating.

Each of the bulbs is constructed from thermal plastic which doesn't heat up, even after long periods of use.

Detection range: 5 meters.

Detection angle: 100°

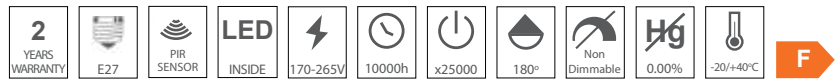
Installation height: 5m max.

Time delay: 45sec.

Sensitivity: 10lux.

Contain no mercury, no UV & IR, no dazzling.

1518550	11W	=70W	1045lm	4000K
---------	-----	------	--------	-------



ADVANCE A60 E27 PIR SENSOR

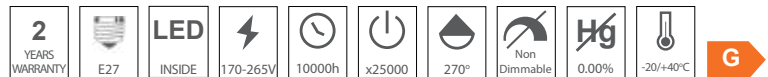
GENERAL INFORMATION

BASIS MOSQUITO is a special purpose bulb. Intended to be used as mosquito repellent.

Operates in 600nm wave length.

It doesnt kill the mosquitos.

Contain no mercury, no UV & IR, no dazzling.



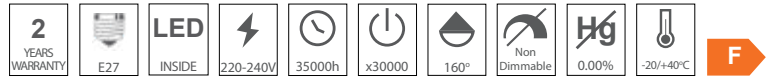
1518730	9W	=45W	630lm	1700K
---------	----	------	-------	-------

BASIS A60 E27 MOSQUITO

GENERAL INFORMATION

ADVANCE is a family of led bulbs with long neck.
Available in 3 different light options.
R63 model with E27 socket & 160° light beam-angle as desired lighting flexibility.
Contain no mercury, no UV & IR, no dazzling.

1512930	9W	=55W	756lm	2700K
1512940	9W	=55W	828lm	4000K
1512950	9W	=55W	846lm	6400K

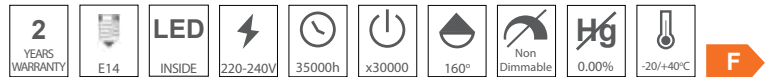


ADVANCE R63 E27

GENERAL INFORMATION

ADVANCE is a family of led bulbs with long neck.
Available in 3 different light options.
R50 model with E14 socket & 160° light beam-angle as desired lighting flexibility.
Contain no mercury, no UV & IR, no dazzling.

1512840	7.7W	=45W	662lm	2700K
1512850	7.7W	=45W	678lm	4000K
1512860	7.7W	=45W	693lm	6400K



ADVANCE R50 E14

GENERAL INFORMATION

ADVANCE PRO is a new premium family of led bulbs. Available in 3 different light options.
PAR16 model with GU10 socket & 38° light beam-angle as desired lighting flexibility.
Wide voltage range operating.
Each of the bulbs is constructed from thermal plastic which doesn't heat up, even after long periods of use.
Contain no mercury, no UV & IR, no dazzling, flicker-free, outstanding heat dissipation materials.

1519670	6W	=35W	516lm	2700K
1519680	6W	=35W	528lm	4000K
1519690	6W	=35W	540lm	6400K



ADVANCE PRO GU10

GENERAL INFORMATION

BASIS is an economic family of led bulbs. Available in 3 different light options. PAR16 model with GU10 socket & 120° light beam-angle as desired lighting flexibility. Contain no mercury, no UV & IR, no dazzling, flicker-free, outstanding heat dissipation materials.

1518950	5W	≈25W	395lm	2700K
1518960	5W	≈25W	408lm	4000K
1518970	5W	≈25W	421lm	6400K
1515650	7W	≈35W	514lm	2700K
1515660	7W	≈35W	527lm	4000K
1515670	7W	≈35W	540lm	6400K



BASIS GU10

GENERAL INFORMATION

ADVANCE is a premium family of led bulbs. Available in 3 different light options. PAR16 model with GU10 socket & 120° light beam-angle as desired lighting flexibility. Wide voltage range operating. Each of the bulbs is constructed from thermal plastic which doesn't heat up, even after long periods of use. Contain no mercury, no UV & IR, no dazzling, flicker-free, outstanding heat dissipation materials.

1519480	9W	≈55W	756lm	2700K
1519490	9W	≈55W	774lm	4000K
1519500	9W	≈55W	792lm	6400K



ADVANCE GU10

GENERAL INFORMATION

ADVANCE is a premium family of led bulbs. Available in 3 different light options. PAR16 model with GU10 socket & 38° light beam-angle as desired lighting flexibility. It is Dimmable and compatible with the most dimmers in the market. Wide voltage range operating. Each of the bulbs is constructed from thermal plastic which doesn't heat up, even after long periods of use. Contain no mercury, no UV & IR, no dazzling, flicker-free, outstanding heat dissipation materials.

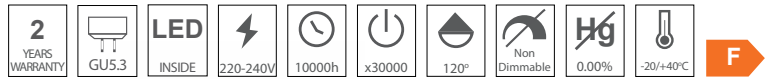
1513850	6W	≈30W	414lm	2700K
1513840	6W	≈30W	426lm	4000K
1513830	6W	≈30W	438lm	6400K



ADVANCE GU10 DIMMABLE

GENERAL INFORMATION

BASIS is an economic family of led bulbs. Available in 3 different light options. MR16 model with GU5.3 socket & 120° light beam-angle as desired lighting flexibility. Contain no mercury, no UV & IR, no dazzling.



1514280	3.3W	=20W	244lm	2700K
1514290	3.3W	=20W	257lm	4000K
1514300	3.3W	=20W	264lm	6400K
1515770	7W	=40W	514lm	2700K
1515780	7W	=40W	527lm	4000K
1515790	7W	=40W	540lm	6400K



BASIS GU5.3 220V

GENERAL INFORMATION

ADVANCE is a family of led bulbs. Available in 3 different light options. MR16 model with GU5.3 socket & 120° light beam-angle gives extra solutions for narrow spaces. Contain no mercury, no UV & IR, no dazzling.



1501140	3.5W	=20W	280lm	2700K
1501150	3.5W	=20W	288lm	4000K
1501160	3.5W	=20W	300lm	6400K



ADVANCE GU5.3 12V DIMMABLE

GENERAL INFORMATION

ADVANCE is a family of led bulbs. Available in 3 different light options. MR16 model with GU5.3 socket & 120° light beam-angle gives extra solutions for narrow spaces. Contain no mercury, no UV & IR, no dazzling.



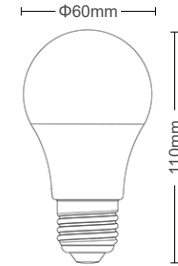
1513700	6W	=35W	486lm	2700K
1513710	6W	=35W	508lm	4000K
1513720	6W	=35W	528lm	6400K



ADVANCE GU5.3 12V DIMAMBLE

GENERAL INFORMATION

SAGA is a family of smart led bulbs. Body is made of PBT & diffuser by PC. This A60 10W model includes LED in RGB+W CCT, E27 socket & 220° light beam-angle as desired lighting flexibility. Download and Install the TuyaSmart or Smart Life applications in your Smart MobilePhone, and sign in the App!. Add your Smart Device in the Application and Set Up the Settings as you want for **Google Assistant & Amazon Alexa**. Then control your bulb to evaluate the lighting effect you desired.




1518700 10W 850lm RGB+CCT

SAGA A60

GENERAL INFORMATION

SAGA is a family of smart led bulbs. Body is made of PBT & diffuser by PC. This G95 14W model includes LED in RGB+W CCT, E27 socket & 270° light beam-angle as desired lighting flexibility. Download and Install the TuyaSmart or Smart Life applications in your Smart MobilePhone, and sign in the App!. Add your Smart Device in the Application and Set Up the Settings as you want for **Google Assistant & Amazon Alexa**. Then control your bulb to evaluate the lighting effect you desired.

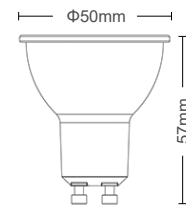


1518720 14W 1260lm RGB+CCT

SAGA G95

GENERAL INFORMATION

SAGA is a family of smart led bulbs. Body is made of PBT & diffuser by PC. This PAR16 6W model includes LED in RGB+W CCT, GU10 socket & 120° light beam-angle as desired lighting flexibility. Download and Install the TuyaSmart or Smart Life applications in your Smart MobilePhone, and sign in the App!. Add your Smart Device in the Application and Set Up the Settings as you want for **Google Assistant & Amazon Alexa**. Then control your bulb to evaluate the lighting effect you desired.



1518710 6W 450lm RGB+CCT

SAGA GU10

GENERAL INFORMATION

FLAMMY is a family of decorative bulbs. Artificial Vivid Fire, Dynamic Moving Flame, Simulate Nature Fire Flicker Flame, but flameless.
Replacement of Tradicional Gas Lantern, Eg Retrofit Oil Lamp, Hurricane Lamp Atmosphere Mood Lamp, Decorate Your Space with its Orange Warm Flame Color, Give You A Peaceful Romantic and Relax Moment When Light Up One Fire Flame Bulbs, Flame Modes: Flicking Light/Breathing Light/G-Sensor Light.
Contain no mercury, no UV & IR, no dazzling, flicker-free, outstanding heat dissipation

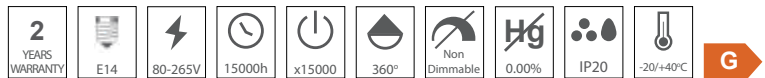


1519740 5W =25W 250lm 1400K

FLAMMY E27

GENERAL INFORMATION

FLAMMY is a family of decorative bulbs. Artificial Vivid Fire, Dynamic Moving Flame, Simulate Nature Fire Flicker Flame, but flameless.
Replacement of Tradicional Gas Lantern, Eg Retrofit Oil Lamp, Hurricane Lamp Atmosphere Mood Lamp, Decorate Your Space with its Orange Warm Flame Color, Give You A Peaceful Romantic and Relax Moment When Light Up One Fire Flame Bulbs, Flame Modes: Flicking Light/Breathing Light/G-Sensor Light.

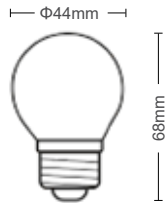


1519730 4W =15W 120lm 1400K

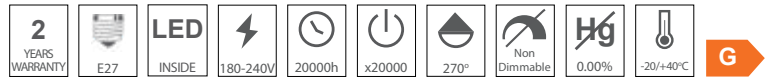
FLAMMY C37T E14

GENERAL INFORMATION

BASIS is an economic family of led bulbs. Available in 3 different light options. PAR16 model with GU10 socket & 120° light beam-angle as desired lighting flexibility. Contain no mercury, no UV & IR, no dazzling, flicker-free, outstanding heat dissipation materials.



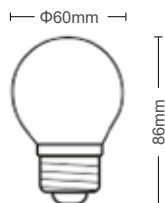
1501520	2W	=10W	120lm	2700K
1501530	2W	=10W	120lm	6400K
1501540	2W	=10W	120lm	RED
1501550	2W	=10W	120lm	GREEN
1501570	2W	=10W	120lm	BLUE
1501560	2W	=10W	120lm	YELLOW



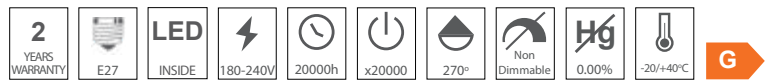
COLORLED G45 E27

GENERAL INFORMATION

BASIS is an economic family of led bulbs. Available in 3 different light options. PAR16 model with GU10 socket & 120° light beam-angle as desired lighting flexibility. Contain no mercury, no UV & IR, no dazzling, flicker-free, outstanding heat dissipation materials.



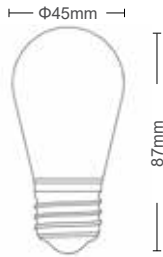
1501630	3W	=15W	180lm	2700K
1501640	3W	=15W	180lm	6400K
1501650	3W	=15W	180lm	RED
1501660	3W	=15W	180lm	GREEN
1501670	3W	=15W	180lm	YELLOW



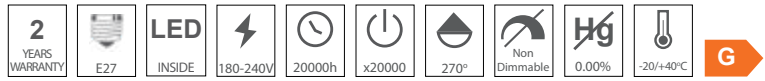
COLORLED G60 E27

GENERAL INFORMATION

BASIS is an economic family of led bulbs. Available in 3 different light options. PAR16 model with GU10 socket & 120° light beam-angle as desired lighting flexibility. Contain no mercury, no UV & IR, no dazzling, flicker-free, outstanding heat dissipation materials.




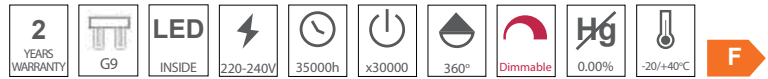
1501580	2.5W	=10W	150lm	2700K
1501590	2.5W	=10W	150lm	6400K
1501600	2.5W	=10W	150lm	RED
1501610	2.5W	=10W	150lm	GREEN
1501620	2.5W	=10W	150lm	YELLOW



COLORLED S14 E27

GENERAL INFORMATION

CAPSULED 2 is a family of G4 & G9 led bulbs. G9 model with 360° light beam-angle as desired lighting flexibility. It is Dimmable and compatible with the most dimmers in the market. No UV or IR radiation, a great combination of excellent energy efficiency,



1513560	3W	=20W	290lm	2700K
1514420	3W	=20W	294lm	4000K
1513570	3W	=20W	300lm	6400K

CAPSULED 2 G9 3W DIMMABLE

GENERAL INFORMATION

CAPSULED 2 is a family of G4 & G9 led bulbs. G9 model with 360° light beam-angle as desired lighting flexibility. Our LED bulbs are equipped with fireproof glass that absorbs and dissipates heat better than traditional light bulb holders, extending the lifespan to 30,000 hours. No UV or IR radiation, a great combination of excellent energy efficiency,



1515440	3.2W	=25W	325lm	2700K
1515450	3.2W	=25W	336lm	4000K
1515460	3.2W	=25W	345lm	6400K

CAPSULED 2 COB G9 3.2W

GENERAL INFORMATION

CAPSULED 2 is a family of G4 & G9 led bulbs. G9 model with 360° light beam-angle as desired lighting flexibility. Our LED bulbs are equipped with fireproof glass & ceramic that absorbs and dissipates heat better than traditional light bulb holders, extending the lifespan to 30,000 hours. No UV or IR radiation, a great combination of excellent energy efficiency,



1519240	4W	=30W	456lm	2700K
1519250	4W	=30W	484lm	4000K
1519260	4W	=30W	498lm	6400K

GENERAL INFORMATION

CAPSULED 2 is a family of G4 & G9 led bulbs. G9 model with 360° light beam-angle as desired lighting flexibility.

Our LED bulbs are equipped with fireproof glass & ceramic that absorbs and dissipates heat better than traditional light bulb holders, extending the lifespan to 30,000 hours.

No UV or IR radiation, a great combination of excellent energy efficiency,

1518980	6W	=40W	579lm	2700K
1518990	6W	=40W	593lm	4000K
1519000	6W	=40W	607lm	6400K



CAPSULED 2 G9 6W

GENERAL INFORMATION

CAPSULED 2 is a family of G4 & G9 led bulbs. G9 model with 360° light beam-angle as desired lighting flexibility.

Our LED bulbs are equipped with fireproof glass & ceramic that absorbs and dissipates heat better than traditional light bulb holders, extending the lifespan to 30,000 hours.

No UV or IR radiation, a great combination of excellent energy efficiency,


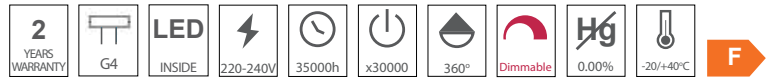
1517800	8W	=65W	920lm	2700K
1517810	8W	=65W	960lm	4000K
1517820	8W	=65W	1000lm	6400K



CAPSULED 2 G9 8W

GENERAL INFORMATION

CAPSULED 2 is a family of G4 & G9 led bulbs. G4 model with 360° light beam-angle as desired lighting flexibility. It is Dimmable and compatible with the most dimmers in the market. No transformer is required for this bulb. No warm-up time, easy and quick installation, no UV or other harmful radiation, good for eye protection, safe and environmentally friendly.




1513750	2,5W	≈15W	200lm	2700K
1518690	2,5W	≈15W	215lm	4000K

CAPSULED 2 G4 220V DIMMABLE

GENERAL INFORMATION

CAPSULED is a family of G4 & G9 led bulbs. Available in 3 different light options. G4 model with 360° light beam-angle as desired lighting flexibility. A DC12V LED transformer or AC12V halogen transformer is required for this lamp, otherwise the lamps will flicker. Attention: This G4 LED is compatible with AC or DC12V LED transformer. No warm-up time, easy and quick installation, no UV or other harmful radiation, good for eye protection, safe and environmentally friendly.




1519120	2W	≈15W	170lm	2700K
1519130	2W	≈15W	175lm	4000K
1519140	2W	≈15W	180lm	6400K

CAPSULED G4 12V

GENERAL INFORMATION

ECO R7s is a halogen bulb. Halogen R7s used for Security floodlight have a Ring design which promises a long life. High Quality finish and Optimised for saving energy. Is a dimmable bulb but only with dimmers intended to halogen bulbs.



1100011	100W	1200lm	2800K
1100031	150W	2300lm	2800K
1100051	200W	2800lm	2800K
1100071	300W	5000lm	2800K
1100091	500W	9500lm	2800K

ECO R7s

GENERAL INFORMATION


TUBELED is a family of single & double led tubes. Available in 2 different light options. T8 model with G13 socket & 320° light beam-angle as desired lighting flexibility. Contain no mercury, no UV & IR, no dazzling.

SINGLE ENDED

1600310	10W	=20W	1000lm	4000K
1600320	10W	=20W	1040lm	6500K

DOUBLE ENDED

1600710	10W	=20W	1000lm	4000K
1600720	10W	=20W	1040lm	6500K



TUBELED T8 G13 60CM

GENERAL INFORMATION

TUBELED is a family of single & double led tubes. Available in 2 different light options. T8 model with G13 socket & 320° light beam-angle as desired lighting flexibility. Contain no mercury, no UV & IR, no dazzling.

SINGLE ENDED

1600800	14W	=30W	1456lm	6500K
---------	-----	------	--------	-------



TUBELED T8 G13 90CM

GENERAL INFORMATION

TUBELED is a family of single & double led tubes. Available in 2 different light options. T8 model with G13 socket & 320° light beam-angle as desired lighting flexibility. Contain no mercury, no UV & IR, no dazzling.

SINGLE ENDED

1600340	20W	=38W	1880lm	4000K
1600350	20W	=38W	1920lm	6500K

DOUBLE ENDED

1600740	20W	=38W	1880lm	4000K
1600750	20W	=38W	1920lm	6500K



TUBELED T8 G13 120CM

GENERAL INFORMATION

TUBELED is a family of single & double led tubes. Available in 2 different light options. T8 model with G13 socket & 320° light beam-angle as desired lighting flexibility. Contain no mercury, no UV & IR, no dazzling.

SINGLE ENDED

1600370	24W	=48W	2400lm	4000K
1600380	24W	=48W	2448lm	6500K

DOUBLE ENDED

1600770	24W	=48W	2400lm	4000K
1600780	24W	=48W	2448lm	6500K



TUBELED T8 G13 150CM

17

**ELECTRICAL
EQUIPMENT**

17. Electrical equipment 309-350



UNICO GROUP SOCKETS WITH SWITCH - 313-314



INNOVA GROUP SOCKETS WITH SWITCH - 315



FIS GROUP SOCKETS WITHOUT CABLE - 316



EXTRA GROUP SOCKETS WITHOUT CABLE - 317



ADAPTERS SCHUKO - 318



SIMPLE M PLUGS SCHUKO - 320



SIMPLE F SOCKETS SCHUKO - 321



ISOLDER - 323-324



PLASTIC TERMINAL BLOCKS - 324



EASY TERMINAL BLOCKS - 325



INSULATION TAPES - 326



CABLE NAIL CLIPS - 327



CABLE TIES - 328



ABS DISTRIBUTION BOXES - 329-330



BUFFET JUNCTION BOXES - 331-332



PIR SENSORS - 333-334



HAND SWAP SENSORS - 335



SMOKE DETECTOR - 335



PHOTO SENSORS - 335-336



VENTI EXHAUST FANS - 337



WIRED DOOR BELLS - 338



WIRELESS DOOR BELLS - 339



WIRELESS ALARM & SENSORS - 340



PLASTIC & VAKELITE LAMP HOLDERS - 341



PORCELAIN LAMP HOLDERS - 342



STARTERS FOR T8 BULBS - 342



SIMPLE PENDANTS - 343



VITEZ PENDANTS - 344




GARLANDS 10 & 15M - 345




CABLE TRUNKS - 346-349



CABLE TRUNKS WITH ADHESIVE TAPE - 350-352



FLOOR CABLE TRUNKS - 352



FLOOR CABLE TRUNKS WITH ADHESIVE TAPE - 352

GROUP SOCKETS
WITH CABLE & SWITCH

GENERAL INFORMATION

UNICO 3 is a unique group socket with switch, made by PP.
Is equipped with cable in different lengths, 1.5m & 3m. The cable type used is H05VV-F and offers maximum load of 16A - 3680W.
The insulation of the cable is PVC.
3 positions: 3x2P+PE SCHUKO.
Safety during use is guaranteed by the construction and selection of self-extinguishing materials.
All VITO group sockets are equipped with protection against direct contact.



8002370	3xSCHUKO	1.5m	3G1.5	WHITE
8002380	3xSCHUKO	3m	3G1.5	WHITE
8002390	3xSCHUKO	3m	3G1.5	BLACK

UNICO 3

GENERAL INFORMATION

UNICO 4 is a unique group socket with switch, made by PP.
Is equipped with cable in different lengths, 1.5m & 3m. The cable type used is H05VV-F and offers maximum load of 16A - 3680W.
The insulation of the cable is PVC.
4 positions: 4x2P+PE SCHUKO.
Safety during use is guaranteed by the construction and selection of self-extinguishing materials.
All VITO group sockets are equipped with protection against direct contact.



8002400	4xSCHUKO	1.5m	3G1.5	WHITE
8002410	4xSCHUKO	1.5m	3G1.5	BLACK
8002420	4xSCHUKO	3m	3G1.5	WHITE
8002490	4xSCHUKO	3m	3G1.5	BLACK

UNICO 4

GENERAL INFORMATION

UNICO 5 is a unique group socket with switch, made by PP.
Is equipped with cable in different lengths, 1.5m & 3m. The cable type used is H05VV-F and offers maximum load of 16A - 3680W.
The insulation of the cable is PVC.
5 positions: 5x2P+PE SCHUKO.
Safety during use is guaranteed by the construction and selection of self-extinguishing materials.
All VITO group sockets are equipped with protection against direct contact.



8002430	5xSCHUKO	1.5m	3G1.5	WHITE
8002440	5xSCHUKO	1.5m	3G1.5	BLACK
8002450	5xSCHUKO	3m	3G1.5	WHITE

UNICO 5

GROUP SOCKETS
WITH CABLE & SWITCH

GENERAL INFORMATION

UNICO-6 is a unique group socket with switch, made by PP.
Is equipped with cable in different lengths, 1.5m & 3m. The cable type used is H05VV-F and offers maximum load of 16A - 3680W.
The insulation of the cable is PVC.
6 positions: 6x2P+PE SCHUKO.
Safety during use is guaranteed by the construction and selection of self-extinguishing materials.
All VITO group sockets are equipped with protection against direct contact.



8002460	3xSCHUKO	1.5m	3G1.5	WHITE
8002470	3xSCHUKO	3m	3G1.5	WHITE
8002500	3xSCHUKO	3m	3G1.5	BLACK

UNICO 6

GENERAL INFORMATION

UNICO 4U is a unique group socket with switch, made by PP.
Is equipped with cable in 1.5m & 3m length.
The cable type used is H05VV-F and offers maximum load of 16A - 3680W.
The insulation of the cable is PVC.
4 positions: 4x2P+PE SCHUKO, 1 position USB type A & 1 position USB type C.
Safety during use is guaranteed by the construction and selection of self-extinguishing materials.
All VITO group sockets are equipped with protection against direct contact.



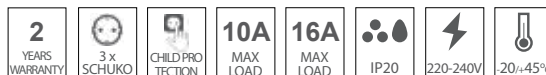
8002480	4xSCHUKO +1xUSB A +1xUSB C	1.5m	3G1,5	WHITE
8002520	4xSCHUKO +1xUSB A +1xUSB C	1.5m	3G1,5	BLACK
8002510	4xSCHUKO +1xUSB A +1xUSB C	3m	3G1,5	WHITE
8002530	4xSCHUKO +1xUSB A +1xUSB C	3m	3G1,5	BLACK

UNICO 4U

GROUP SOCKETS
WITH CABLE

GENERAL INFORMATION

INNOVA 3 is a group socket made by PP. It is equipped with cable in different lengths. The cable type used is H05VV-F and offers maximum load of 16A - 3680W (except code 8002300 which uses 3x1mm² cable with max. load 10A - 2300W). The insulation of the cable is PVC.
3 positions: 3x2P+PE SCHUKO.
Safety during use is guaranteed by the construction and selection of self-extinguishing materials.
All VITO group sockets are equipped with protection against direct contact.



INNOVA 3

8002300	3xSCHUKO	1.5m	3G1	WHITE
8002310	3xSCHUKO	1.5m	3G1.5	WHITE
8002320	3xSCHUKO	3m	3G1.5	WHITE

GENERAL INFORMATION

INNOVA 4 is a group socket made by PP. It is equipped with cable in different lengths. The cable type used is H05VV-F and offers maximum load of 16A - 3680W. The insulation of the cable is PVC.
4 positions: 4x2P+PE SCHUKO.
Safety during use is guaranteed by the construction and selection of self-extinguishing materials.
All VITO group sockets are equipped with protection against direct contact.

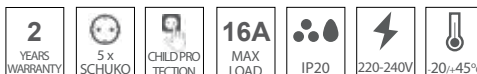


INNOVA 4

8002320	4xSCHUKO	1.5m	3G1.5	WHITE
8002330	4xSCHUKO	3m	3G1.5	WHITE

GENERAL INFORMATION

INNOVA 5 is a group socket made by PP. It is equipped with cable in different lengths. The cable type used is H05VV-F and offers maximum load of 16A - 3680W. The insulation of the cable is PVC.
5 positions: 5x2P+PE SCHUKO.
Safety during use is guaranteed by the construction and selection of self-extinguishing materials.
All VITO group sockets are equipped with protection against direct contact.



INNOVA 5

8002350	5xSCHUKO	1.5m	3G1.5	WHITE
8002360	5xSCHUKO	3m	3G1.5	WHITE

GENERAL INFORMATION

FIS 3 is a group socket made by PP.
Maximum load of 16A - 3680W.
3 positions: 3×2P+PE SCHUKO.
Safety during use is guaranteed by the construction and selection of self-extinguishing materials.
These group sockets are without cable.
They are equipped with base for easy wall mounting.



8002000 3xSCHUKO WHITE

FIS 3

GENERAL INFORMATION

FIS 4 is a group socket made by PP.
Maximum load of 16A - 3680W.
4 positions: 4×2P+PE SCHUKO.
Safety during use is guaranteed by the construction and selection of self-extinguishing materials.
These group sockets are without cable.
They are equipped with base for easy wall mounting.



8002040 4xSCHUKO WHITE

FIS 4

GENERAL INFORMATION

FIS 6 is a group socket made by PP.
Maximum load of 16A - 3680W.
6 positions: 6×2P+PE SCHUKO.
Safety during use is guaranteed by the construction and selection of self-extinguishing materials.
These group sockets are without cable.
They are equipped with base for easy wall mounting.

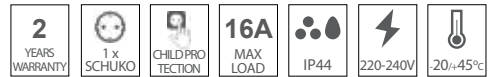


8002080 6xSCHUKO WHITE

FIS 6

GENERAL INFORMATION

EXTRA 1 is a single socket made by rubber. Maximum load of 16A - 3680W. It has a protection class of IP44 which means it can be used for outdoor purposes too. position: 1x2P+PE SCHUKO with rubber cover. Safety during use is guaranteed by the construction and selection of self-extinguishing materials. All VITO group sockets are equipped with protection against direct contact.

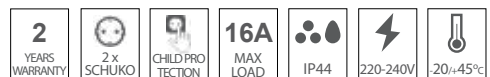


8006640 2xSCHUKO BLACK

EXTRA 1

GENERAL INFORMATION

EXTRA 2 is a group socket made by rubber. Maximum load of 16A - 3680W. It has a protection class of IP44 which means it can be used for outdoor purposes too. 2 positions: 2x2P+PE SCHUKO with rubber cover. Safety during use is guaranteed by the construction and selection of self-extinguishing materials. All VITO group sockets are equipped with protection against direct contact.

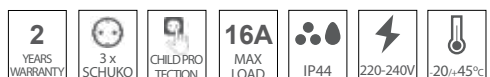


8006650 2xSCHUKO BLACK
8006660 2xSCHUKO BLACK&RED

EXTRA 2

GENERAL INFORMATION

EXTRA 3 is a group socket made by rubber. Maximum load of 16A - 3680W. It has a protection class of IP44 which means it can be used for outdoor purposes too. 3 positions: 2x2P+PE SCHUKO with rubber cover. Safety during use is guaranteed by the construction and selection of self-extinguishing materials. All VITO group sockets are equipped with protection against direct contact.



8006670 3xSCHUKO BLACK
8006680 3xSCHUKO BLACK&RED

EXTRA 3

ADAPTERS

GENERAL INFORMATION

UNIX-C is a single adapter with 1 USB A and 1 USB C port and child protection made by PP. Maximum load of 16A - 3680W. 1 positions: 1x2P+PE SCHUKO. Safety during use is guaranteed by the construction and selection of self-extinguishing materials.



8002820 1xSCHUKO WHITE

UNIX-C

GENERAL INFORMATION

UNIX-S is a single adapter with switch and child protection made by PP. Maximum load of 16A - 3680W. 1 positions: 1x2P+PE SCHUKO. Safety during use is guaranteed by the construction and selection of self-extinguishing materials.

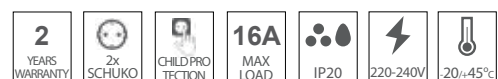


8002830 1xSCHUKO WHITE

UNIX-S

GENERAL INFORMATION

DUPLO-R is a double adapter made by PP. Maximum load of 16A - 3680W. 2 positions: 2x2P+PE SCHUKO. Safety during use is guaranteed by the construction and selection of self-extinguishing materials.

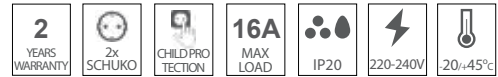


8002860 2xSCHUKO WHITE

DUPLO-R

GENERAL INFORMATION

DUPLO-S is a double adapter made by PP.
Maximum load of 16A - 3680W.
2 positions: 2x2P+PE SCHUKO.
Safety during use is guaranteed by the construction and selection of self-extinguishing materials.

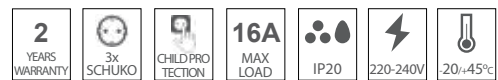


8002870 2xSCHUKO WHITE

DUPLO-S

GENERAL INFORMATION

TRIPLO is a triple adapter made by PP.
Maximum load of 16A - 3680W.
3 positions: 3x2P+PE SCHUKO.
Safety during use is guaranteed by the construction and selection of self-extinguishing materials.

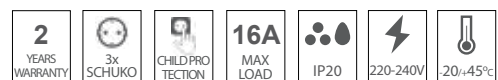


8002540 3xSCHUKO WHITE
8002541 3xSCHUKO BLACK

TRIPLO

GENERAL INFORMATION

TRIPLO-R is a triple adapter made by PP.
Maximum load of 16A - 3680W.
3 positions: 3x2P+PE SCHUKO.
Safety during use is guaranteed by the construction and selection of self-extinguishing materials.

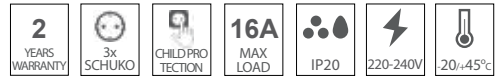


8002840 3xSCHUKO WHITE

TRIPLO-R

GENERAL INFORMATION

TRIPLO-S is a triple adapter made by PP. Maximum load of 16A - 3680W. 3 positions: 3x2P+PE SCHUKO. Safety during use is guaranteed by the construction and selection of self-extinguishing materials.




8002850 3xSCHUKO WHITE

TRIPLO-S

GENERAL INFORMATION

CLAS 2 is a double adapter made by PP. Maximum load of 16A - 3680W. 2 positions: 2x2P+PE SCHUKO. Safety during use is guaranteed by the construction and selection of self-extinguishing materials.




8006270 2xSCHUKO WHITE

CLAS 2

GENERAL INFORMATION

CLAS 3 is a triple adapter made by PP. Maximum load of 16A - 3680W. 3 positions: 3x2P+PE SCHUKO. Safety during use is guaranteed by the construction and selection of self-extinguishing materials.



8006250 3xSCHUKO WHITE

CLAS 3

ADAPTERS

GENERAL INFORMATION

CLAS 3S is a triple adapter with switch made by PP.
Maximum load of 16A - 3680W.
3 positions: 3×2P+PE SCHUKO.
Safety during use is guaranteed by the construction and selection of self-extinguishing materials.



8006280 3xSCHUKO WHITE

CLAS 3S

GENERAL INFORMATION

CLAS 3R is a triple adapter made by PP.
Maximum load of 16A - 3680W.
3 positions: 3×2P+PE SCHUKO.
Safety during use is guaranteed by the construction and selection of self-extinguishing materials.



8006230 3xSCHUKO WHITE

CLAS 3R

GENERAL INFORMATION

CLAS 3T is a triple socket made by PP.
Is installed on a regular socket box on the wall.
Maximum load of 16A - 3680W.
3 positions: 3×2P+PE SCHUKO.
Safety during use is guaranteed by the construction and selection of self-extinguishing materials.



8006240 3xSCHUKO WHITE

CLAS 3T

GENERAL INFORMATION

SIMPLE M1 is a male schuko plug made by PP.
The cable is connected from the back.
Safety during use is guaranteed by the construction and selection of self-extinguishing materials.
All VITO group sockets are equipped with protection against direct contact.



- 8006500 WHITE
- 8006510 BLACK

SIMPLE M1

GENERAL INFORMATION

SIMPLE M2 is a male schuko plug made by PP.
The cable is connected from the bottom.
Safety during use is guaranteed by the construction and selection of self-extinguishing materials.
All VITO group sockets are equipped with protection against direct contact.



- 8006480 WHITE
- 8006490 BLACK

SIMPLE M2

GENERAL INFORMATION

SIMPLE M3 is a male angular schuko plug made by PP.
The cable is connected from the back.
It is equipped with handle for easy connection and disconnection.
Safety during use is guaranteed by the construction and selection of self-extinguishing materials.
All VITO group sockets are equipped with protection against direct contact.



- 8006520 WHITE
- 8006530 BLACK

SIMPLE M3

GENERAL INFORMATION

SIMPLE M4 is a male schuko plug with switch made by PP.
The cable is connected from the bottom.
Safety during use is guaranteed by the construction and selection of self-extinguishing materials.
All VITO group sockets are equipped with protection against direct contact.



8006550 WHITE

SIMPLE M4

GENERAL INFORMATION

SIMPLE M3 is a male schuko plug made by rubber.
The cable is connected from the back.
It has a protection class of IP44 which means it can be used for outdoor purposes too.
Safety during use is guaranteed by the construction and selection of self-extinguishing materials.
All VITO group sockets are equipped with protection against direct contact.



8006450 BLACK

SIMPLE M3

GENERAL INFORMATION

SIMPLE M3 is an angular male schuko plug made by rubber.
The cable is connected from the bottom.
Safety during use is guaranteed by the construction and selection of self-extinguishing materials.
All VITO group sockets are equipped with protection against direct contact.



8006470 BLACK

SIMPLE M2

GENERAL INFORMATION

SIMPLE FO1 is a female schuko plug made by rubber.
The cable is connected from the back.
It has a protection class of IP44 which means it can be used for outdoor purposes too.
Safety during use is guaranteed by the construction and selection of self-extinguishing materials.
All VITO group sockets are equipped with protection against direct contact.



8006460 BLACK

SIMPLE FO1

GENERAL INFORMATION

SIMPLE F1 is a female schuko plug made by PP.
The cable is connected from the back.
Safety during use is guaranteed by the construction and selection of self-extinguishing materials.
All VITO group sockets are equipped with protection against direct contact.



8006600 WHITE
8006610 BLACK

SIMPLE F1

GENERAL INFORMATION

UNI 1 is a universal adapter made by PP.
This universal socket power adapter allows you to connect devices from other countries to one socket outlet.
The adapter does not convert/change the voltage.
Current voltage: 250V
Type: EP-A112
High conductivity copper contacts
Adapter from suko male socket to universal female socket
Color: White.



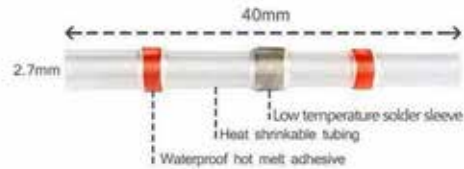
8006540 WHITE

UNI 1

GENERAL INFORMATION

ISOLDER is a new innovative solution for connecting conductors simultaneously provides a soldered, insulated and waterproof connection in just a few seconds. No soldering kit required. Whether you're repairing a damaged electrical appliance cable, splicing wires in a car or in a professional industrial environment, this product will provide a strong, quality, weatherproof connection.

Specifications: 0,5mm²-1mm² x 20pcs.
Shrinkage ratio: 2:1.
Operating temperature: -55°C/+125°C.
Minimum shrink temperature: 80°C.
Starting temperature of solder melt: 115°C.
Temperature of fully solder melt: 150°C.



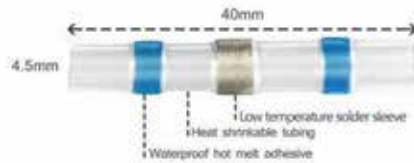
7200130 0.5-1mm² 20pcs RED

ISOLDER 1

GENERAL INFORMATION

ISOLDER is a new innovative solution for connecting conductors simultaneously provides a soldered, insulated and waterproof connection in just a few seconds. No soldering kit required. Whether you're repairing a damaged electrical appliance cable, splicing wires in a car or in a professional industrial environment, this product will provide a strong, quality, weatherproof connection.

Specifications: 1,5mm²-2.5mm² x 20pcs.
Shrinkage ratio: 2:1.
Operating temperature: -55°C/+125°C.
Minimum shrink temperature: 80°C.
Starting temperature of solder melt: 115°C.
Temperature of fully solder melt: 150°C.




7200140 1.5-2.5mm² 20pcs BLUE

ISOLDER 2

GENERAL INFORMATION

ISOLDER is a new innovative solution for connecting conductors simultaneously provides a soldered, insulated and waterproof connection in just a few seconds. No soldering kit required. Whether you're repairing a damaged electrical appliance cable, splicing wires in a car or in a professional industrial environment, this product will provide a strong, quality, weatherproof connection.

Specifications: 4,0mm²-6,0mm² x 20pcs.
Shrinkage ratio: 2:1.
Operating temperature: -55°C/+125°C.
Minimum shrink temperature: 80°C.
Starting temperature of solder melt: 115°C.
Temperature of fully solder melt: 150°C.



7200150 4.0-6.0mm² 20pcs YELLOW

ISOLDER 3

GENERAL INFORMATION

ISOLDER is a set of new innovative solution for connecting conductors simultaneously provides a soldered, insulated and waterproof connection in just a few seconds. No soldering kit required.
 Specifications: Set of 70pcs:
 5pcs x 0.25 - 0.34mm².
 30pcs x 0.50 - 1.00mm².
 30pcs x 1.50 - 2.50mm².
 5pcs x 4.00 - 6.00mm².
 Shrinkage ratio: 2:1.
 Operating temperature: -55°C/+125°C.
 Minimum shrink temperature: 80°C.
 Starting temperature of solder melt: 115°C.
 Temperature of fully solder melt: 150°C.



7200160 70pcs

ISOLDER 4

GENERAL INFORMATION

TERMI is a safe connectors family for solid & non flexible, wires only. Maximum resistance of 450V. Are available in 5 different types. 100pcs in each box, each size.



7200030 12 POSITIONS 3A 4mm

TERMI 1



7200040 12 POSITIONS 5A 6mm

TERMI 2



7200010 12 POSITIONS 10A 10mm

TERMI 3



7200020 12 POSITIONS 30A 16mm

TERMI 4



7200050 12 POSITIONS 60A 25mm

TERMI 5

GENERAL INFORMATION

QUICKY is a quick and safe connectors family for solid, non flexible, wires only. Maximum resistance of 300V. Are available in 4 different types. 100pcs in each bag, each size.



2
YEARS
WARRANTY

7200060 2 POSITIONS 24A 0,5mm²-2,5mm²

QUICKY 2



2
YEARS
WARRANTY

7200070 3 POSITIONS 24A 0,5mm²-2,5mm²

QUICKY 3



2
YEARS
WARRANTY

7200080 5 POSITIONS 24A 0,5mm²-2,5mm²

QUICKY 5



2
YEARS
WARRANTY

7200090 4 POSITIONS 24A 0,5mm²-2,5mm²

QUICKY 4

GENERAL INFORMATION

QUICKY-1 is a quick and safe connectors family for flexible and non flexible wires. Maximum resistance of 450V. Are available in 3 different types. 100pcs in each box, each size.



2
YEARS
WARRANTY

7200100 2 POSITIONS 32A 0,5mm²-4mm²

QUICKY 12



2
YEARS
WARRANTY

7200110 3 POSITIONS 32A 0,5mm²-4mm²

QUICKY 13



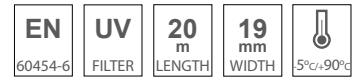
2
YEARS
WARRANTY

7200120 5 POSITIONS 32A 0,5mm²-4mm²

QUICKY 15

GENERAL INFORMATION

ISOLANTE 20 is a professional insulation tape family. It is flame retardant and can be used as electric insulation for e.g. power connections, or as wire-marker to identify individual wires. 5000V breakdown. 100% elasticity. Strength > 15N/cm. According to standard EN 60454-6. Material: PVC. Grip 1.8 N/cm. Electrical strength 40 kV/mm. Tape width: 19mm. Winding length: 20m. Tape thickness: 0.13mm. Available in variety of colors.

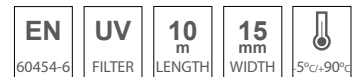


7500130	19mm	20m	RED
7500140	19mm	20m	BLUE
7500110	19mm	20m	WHITE
7500120	19mm	20m	BLACK
7500150	19mm	20m	YELLOW

ISOLANTE 20

GENERAL INFORMATION

ISOLANTE 10 is a professional insulation tape family. It is flame retardant and can be used as electric insulation for e.g. power connections, or as wire-marker to identify individual wires. 5000V breakdown. 100% elasticity. Strength > 15N/cm. According to standard EN 60454-6. Material: PVC. Grip 1.8 N/cm. Electrical strength 40 kV/mm. Tape width: 15mm. Winding length: 10m. Tape thickness: 0.13mm. Available in variety of colors.



7500090	15mm	10m	RED
7500100	15mm	10m	BLUE
7500070	15mm	10m	WHITE
7500080	15mm	10m	BLACK

ISOLANTE 10

GENERAL INFORMATION

ARC nail clips are pre-mounted fixing elements with a nail and clip. The nail clip is positioned with the inserted cable and the nail is hammered in. The VITO nail clips are ideal for quickly and securely fixing individual cables in wood, wooden materials, plasterboard, aerated concrete and vertically perforated brick. Are available in 8 different sizes and the blister is with zip opening which means you can open and close many times. 100pcs in each bag, each size.



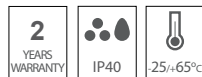
ARC 1

7600020 No:1 W:5mm NAIL:15mm



ARC 2

7600140 No:1.5 W:6mm NAIL:22mm



ARC 3

7600030 No:2 W:7mm NAIL:22mm



ARC 4

7600150 No:2.5 W:8mm NAIL:22mm



ARC 5

7600040 No:3 W:9mm NAIL:22mm



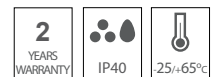
ARC 6

7600050 No:4 W:10mm NAIL:25mm



ARC 7

7600070 No:5 W:12mm NAIL:27mm



ARC 8

7600090 No:6 W:14mm NAIL:32mm

GENERAL INFORMATION

TIE P is a family of plastic, flame retardant, cable ties made of high quality nylon PA6. They have strong bearing capacity and are not easy to break. Bright color, good toughness, not easy to aging and long service life. Strong, durable great for organizing cables. They are available in 2 colors, white & black. Black color cable ties are having a UV film for extra protection against the sun.



TIE P

7100210	2,5x100mm	TENSION: 8KG	100PCS	WHITE
7100230	2,5x150mm	TENSION: 8KG	100PCS	WHITE
7100250	2,5x200mm	TENSION: 8KG	100PCS	WHITE
7100270	3,6x150mm	TENSION: 18KG	100PCS	WHITE
7100290	3,6x200mm	TENSION: 18KG	100PCS	WHITE
7100310	3,6x300mm	TENSION: 18KG	100PCS	WHITE
7100330	4,6x200mm	TENSION: 22KG	100PCS	WHITE
7100350	4,6x300mm	TENSION: 22KG	100PCS	WHITE
7100370	4,8x250mm	TENSION: 22KG	50PCS	WHITE
7100390	4,8x350mm	TENSION: 22KG	50PCS	WHITE
7100410	7,0x350mm	TENSION: 40KG	25PCS	WHITE
7100430	7,0x500mm	TENSION: 40KG	25PCS	WHITE

7100220	2,5x100mm	TENSION: 8KG	100PCS	BLACK
7100240	2,5x150mm	TENSION: 8KG	100PCS	BLACK
7100260	2,5x200mm	TENSION: 8KG	100PCS	BLACK
7100280	3,6x150mm	TENSION: 18KG	100PCS	BLACK
7100300	3,6x200mm	TENSION: 18KG	100PCS	BLACK
7100320	3,6x300mm	TENSION: 18KG	100PCS	BLACK
7100340	4,6x200mm	TENSION: 22KG	100PCS	BLACK
7100360	4,6x300mm	TENSION: 22KG	100PCS	BLACK
7100380	4,8x250mm	TENSION: 22KG	50PCS	BLACK
7100400	4,8x350mm	TENSION: 22KG	50PCS	BLACK
7100420	7,0x350mm	TENSION: 40KG	25PCS	BLACK
7100440	7,0x500mm	TENSION: 40KG	25PCS	BLACK

GENERAL INFORMATION

SEAT P is a family of plastic, flame retardant, fixed seats for cable ties made of high quality nylon PA66. Perfect for securing cable ties to a flat surface using the screw mount to make sure the base is fastened firmly. They are available in 2 colors, white & black. Black color fixed seats are having a UV film for extra protection against the sun.



SEAT P

7100460	OPENING SIZE: 5mm	50PCS	WHITE
7100480	OPENING SIZE: 9mm	50PCS	WHITE

7100470	OPENING SIZE: 5mm	50PCS	BLACK
7100490	OPENING SIZE: 9mm	50PCS	BLACK

GENERAL INFORMATION

TIE MP is a set of 300 plastic, flame retardant, cable ties made of high quality nylon PA6. They have strong bearing capacity and are not easy to break. Not easy to aging. They are available in 6 mixed colors, white, black, green, red, yellow & cyan. Black color cable ties are having a UV film for extra protection against the sun.



7100450	2,5x100mm	25PCS	RED
	2,5x150mm	25PCS	YELLOW
	2,5x100mm	25PCS	BLACK
	2,2x100mm	25PCS	GREEN
	2,5x100mm	50PCS	WHITE
	3,5x200mm	50PCS	RED
	3,5x200mm	50PCS	BLUE
3,5x300mm	50PCS	WHITE	



TIE MP

GENERAL INFORMATION

PANO 1 is a halogen free Distribution box made of polycarbonate with solid door. It is equipped with a steel plate on the back with thickness of 2mm. Containing 1 plastic key and 4 bases for wall installation. Door opening: 270°. Degree of protection: IP54. Resistance to impact: IK07. Glow wire resistance: 650°C. Ambient temperature range: -25°C / +40°C. Dimensions: 220x300x150mm.



PANO 1

ISI-454002230302230 220x300x150mm

GENERAL INFORMATION

PANO 2 is a halogen free Distribution boxes made of polycarbonate with solid door. It is equipped with a steel plate on the back with thickness of 2mm. Containing 1 plastic key and 4 bases for wall installation. Door opening: 270°. Degree of protection: IP54. Resistance to impact: IK07. Glow wire resistance: 650°C. Ambient temperature range: -25°C / +40°C. Dimensions: 300x400x150mm.



PANO 2

ISI-465003040302231 300x400x150mm

GENERAL INFORMATION

PANO 3 is a halogen free Distribution boxes made of polycarbonate with solid door. It is equipped with a steel plate on the back with thickness of 2mm. Containing 1 plastic key and 4 bases for wall installation. Door opening: 270°. Degree of protection: IP54. Resistance to impact: IK07. Glow wire resistance: 650°C. Ambient temperature range: -25°C / +40°C. Dimensions: 400x600x200mm.



PANO 3

ISI-465004060302236 400x600x200mm

GENERAL INFORMATION

PANO 4 is a halogen free Distribution box made of polycarbonate with semi transparent door.
It is equipped with a steel plate on the back with thickness of 2mm.
Containing 1 plastic key and 4 bases for wall installation
Door opening: 270°.
Degree of protection: IP54.
Resistance to impact: IK07.
Glow wire resistance: 650°C.
Ambient temperature range: -25°C / +40°C.
Dimensions: 220x300x150mm.



PANO 4

ISI-454002233302233 220x300x150mm

GENERAL INFORMATION

PANO 5 is a halogen free Distribution box made of polycarbonate with semi transparent door.
It is equipped with a steel plate on the back with thickness of 2mm.
Containing 1 plastic key and 4 bases for wall installation
Door opening: 270°.
Degree of protection: IP54.
Resistance to impact: IK07.
Glow wire resistance: 650°C.
Ambient temperature range: -25°C / +40°C.
Dimensions: 300x400x150mm.



PANO 5

ISI-465003040302232 300x400x150mm

GENERAL INFORMATION

BUFFET 1 is a junction box intended for electrical junctions.
 Degree of protection: IP20.
 Resistance to impact: IK07.
 Glow wire resistance: 650°C.
 Ambient temperature range: -25°C / +40°C.
 Maximum operating voltage: 1000V AC - 1500V DC.
 Dimensions: 85x85mm.



ISI-554001111302200

85x85mm

BUFFET 1

GENERAL INFORMATION

BUFFET 2 is a halogen free junction box intended for electrical junctions.
 Containing cable soft glands for avoiding water penetration.
 Degree of protection: IP40.
 Resistance to impact: IK07.
 Glow wire resistance: 650°C.
 Ambient temperature range: -25°C / +40°C.
 Maximum operating voltage: 1000V AC - 1500V DC.
 Dimensions: 110x110x70mm.



ISI-554001111302213

Φ90mm

BUFFET 2

GENERAL INFORMATION

BUFFET 3 is a halogen free junction box intended for electrical junctions.
 Containing 1 silicone ring and cable soft glands for avoiding water penetration.
 Degree of protection: IP54.
 Resistance to impact: IK07.
 Glow wire resistance: 650°C.
 Ambient temperature range: -25°C / +40°C.
 Maximum operating voltage: 1000V AC - 1500V DC.
 Double insulation: Class II.
 Dimensions: 110x110x70mm.



ISI-554001111302210

110x110x70mm

BUFFET 3

GENERAL INFORMATION

BUFFET 4 is a halogen free junction box intended for electrical junctions. Containing 1 silicone ring and cable soft glands for avoiding water penetration. Degree of protection: IP54. Resistance to impact: IK07. Glow wire resistance: 650°C. Ambient temperature range: -25°C / +40°C. Maximum operating voltage: 1000V AC - 1500V DC. Double insulation: Class II. Dimensions: 110x180x70mm.



ISI-554001111302211 110x180x70mm

BUFFET 4

GENERAL INFORMATION

BUFFET 5 is a halogen free junction box intended for electrical junctions. Containing 1 silicone ring and cable soft glands for avoiding water penetration. Degree of protection: IP54. Resistance to impact: IK07. Glow wire resistance: 650°C. Ambient temperature range: -25°C / +40°C. Maximum operating voltage: 1000V AC - 1500V DC. Double insulation: Class II. Dimensions: 180x270x100mm.



ISI-554001111302212 180x270x100mm

BUFFET 5

GENERAL INFORMATION

BUFFET 3 is a halogen free junction box intended for electrical junctions with semi-transparent cover. Containing 1 silicone ring and cable soft glands for avoiding water penetration. Degree of protection: IP54. Resistance to impact: IK07. Glow wire resistance: 650°C. Ambient temperature range: -25°C / +40°C. Maximum operating voltage: 1000V AC - 1500V DC. Double insulation: Class II. Dimensions: 180x270x100mm.



ISI-554001111302223 180x270x100mm

BUFFET 6

GENERAL INFORMATION

MS 06 is a surface mounted PIR sensor made of polycarbonate.

The base is rotatable horizontal and vertical

Is intended for internal installations as its protection class is IP20.

Detection Angle: 360°.

Maximum Detection Range:<6m (24°C).

Motion detection speed:0,6~1,5m/s.

Height of Installation: 2,2-4m.

Ambient Light: 3~2000lux.

Time Delay: 10sec-120sec.

Available in white color.



6110090 1200W 59x72mm WHITE

MS 06

GENERAL INFORMATION

MS 08 is a recessed PIR sensor made of ABS.

Is intended for internal installations as its protection class is IP20.

Detection Angle: 160°.

Maximum Detection Range:<9m (24°C).

Motion detection speed:0,6~1,5m/s.

Ambient Light: 10~2000lux.

Time Delay: 10sec-420sec.

Available in white color.



6110120 500W 83x83x43mm WHITE

MS 08

GENERAL INFORMATION

MS 07 is a surface mounted PIR sensor made of polycarbonate.

Head is movable in both axis, horizontal & vertical.

Is intended for internal and external installations as its protection class is IP44.

Detection Angle: 180°.

Maximum Detection Range:<12m (24°C).

Motion detection speed:0,6~1,5m/s.

Height of Installation: 2,2-4m.

Ambient Light: 3~2000lux.

Time Delay: 10sec-900sec.

Available in white and black colors.



6110100 1200W 84x92x65mm WHITE

6110110 1200W 84x92x65mm BLACK

MS 07

GENERAL INFORMATION

MS 04 is a recessed PIR sensor made of polycarbonate.
Is intended for internal installations as its protection class is IP20.
Detection Angle: 360°.
Maximum Detection Range:<6m (24°C).
Motion detection speed:0,6~1,5m/s.
Height of Installation: 2,2-4m.
Ambient Light: 3~2000lux.
Time Delay: 10sec-900sec.
Cut hole for installation: Φ40mm.
Available in white color.



6110070 800W Φ40 CUT Φ50 WHITE

MS 04

GENERAL INFORMATION

MS 05 is a surface mounted PIR sensor made of plastic.
Is intended for internal installations as its protection class is IP20.
Detection Angle: 360°.
Maximum Detection Range:<6m (24°C).
Motion detection speed:0,6~1,5m/s.
Height of Installation: 2,2-4m.
Ambient Light: 10~2000lux.
Time Delay: 10sec-420sec.
Available in white color.



6110080 400W Φ76x20mm WHITE

MS 05

GENERAL INFORMATION

MS 09 is a surface mounted Microwave sensor made of polycarbonate.
Is intended for internal installations as its protection class is IP20.
Detection Angle: 360°.
Maximum Detection Range:<6m (24°C).
Motion detection speed:0,6~1,5m/s.
Height of Installation: 2,2-4m.
Ambient Light: 3~2000lux.
Time Delay: 10sec-720sec.
Available in white color.



6110130 800W Φ102x24mm WHITE

MS 09

GENERAL INFORMATION

MS 10 is a recessed Hand sweep sensor made of ABS.
 Is intended for internal installations as its protection class is IP20.
 Detection Angle: 360°.
 Maximum Detection Range:<5-6cm.
 Motion detection speed:0,6~1,5m/s.
 Time Delay: 10sec-480sec.
 Cut hole for installation: Φ22mm.
 Available in black color.



MS 10

6110140 500W Φ22 CUT Φ30 BLACK

GENERAL INFORMATION

SD ION is a single-station alarm with an early warning signal, made of plastic.
 Is intended for internal installations as its protection class is IP21.
 This alarm utilizes ionization sensing technology to activate in the event of a smoke or fire incident and its compact design lends it a discreet profile in your home or business.
 Powered by a 9-Volt battery (not included), this smoke alarm will protect you, your family and home during a power outage. - When the battery begins to lose power, a low-battery alert will begin to chirp to notify you it is time to replace.
 Available in white color.



SD ION

6120010 BATTERY 9V Φ132x42mm WHITE

GENERAL INFORMATION

PHS 05 is a surface mounted Photocell sensor made of plastic.
 Is intended for external installations as its protection class is IP44.
 Detection Angle: 360°.
 Maximum Detection Range:<1-8m (24°C).
 Ambient Light: 5~50lux.



PHS 05

6100050 2000W 10A Φ72x70mm

GENERAL INFORMATION

PHS 01 is a surface mounted Photocell sensor made of plastic.
Is intended for external installations as its protection class is IP44.
Detection Angle: 180°.
Maximum Detection Range:<1-8m (24°C).
Ambient Light: 5~15lux.

6100010 1000W 6A 45x45x35mm



PHS 01

GENERAL INFORMATION

PHS 02 is a surface mounted Photocell sensor made of plastic.
Is intended for external installations as its protection class is IP44.
Detection Angle: 360°.
Maximum Detection Range:<1-8m (24°C).
Ambient Light: 5~50lux.

6100020 2000W 10A Φ62x75mm



PHS 02

GENERAL INFORMATION

PHS-04 is a surface mounted Photocell sensor made of plastic.
Is intended for external installations as its protection class is IP44.
Detection Angle: 360°.
Maximum Detection Range:<1-8m (24°C).
Ambient Light: 5~100lux.

6100040 3000W 25A Φ72x70mm

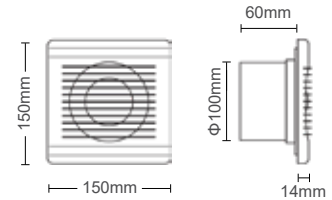


PHS 04

GENERAL INFORMATION

VENTI G1 is the most commercial exhaust fan of VITO.
Front surface of the fan is Gril.
The Discreet slim profile with the length of the neck of the back side to be less than 60mm, makes it suitable almost for any project.
Diameter of the back pipe is $\Phi 100\text{mm}$.
It can be installed recessed in ceilings or walls.
Long life and silent motor, lasts 50.000 hours and the noise is <35dB (3m).
Ability to absorb $100\text{m}^3/\text{h}$ of air .
Consumption of the fan is 12W.
Available in white mat color.
Electrical connection can be done inside or outside of the fan.

8005100 $\Phi 100\text{mm}$ 12W $100\text{m}^3/\text{h}$ WHITE

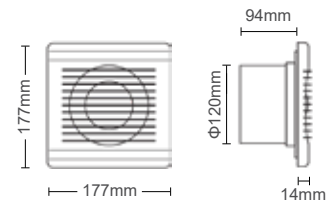


VENTI G1

GENERAL INFORMATION

VENTI G2 is the most commercial exhaust fan of VITO.
Front surface of the fan is Gril.
Discreet slim profile with the length of the neck of the back side to be less than 95mm.
Diameter of the back pipe is $\Phi 120\text{mm}$.
It can be installed recessed in ceilings or walls.
Long life and silent motor, lasts 50.000 hours and the noise is <36dB (3m).
Ability to absorb $150\text{m}^3/\text{h}$ of air .
Consumption of the fan is 15W.
Available in white mat color.
Electrical connection can be done inside or outside of the fan.

8005120 $\Phi 120\text{mm}$ 15W $150\text{m}^3/\text{h}$ WHITE

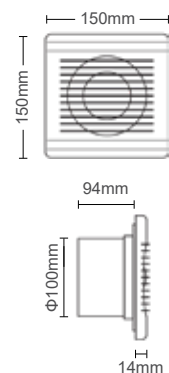


VENTI G2

GENERAL INFORMATION

VENTI F1 is the most commercial exhaust fan of VITO.
Front surface of the fan is flat and is removable.
Discreet slim profile with the length of the neck of the back side to be less than 95mm.
Diameter of the back pipe is $\Phi 100\text{mm}$.
It can be installed recessed in ceilings or walls.
Long life and silent motor, lasts 50.000 hours and the noise is <35dB (3m).
Ability to absorb $100\text{m}^3/\text{h}$ of air .
Consumption of the fan is 12W.
Available in silver and black mat colors.
Electrical connection can be done inside or outside of the fan.

8005170 $\Phi 100\text{mm}$ 12W $100\text{m}^3/\text{h}$ SILVER
8005111 $\Phi 100\text{mm}$ 12W $100\text{m}^3/\text{h}$ BLACK



VENTI F1

GENERAL INFORMATION

VITO electric doorbells are intended for home use, but they can also be used in other areas. BELLA 4 is a wired mechanical doorbell with transformer. 220V in - 12V out. Is made of plastic. Sound: 1 melody, mechanical Ding-Dong. Volume: 80db (non adjustable). Power Consumption:<2W.

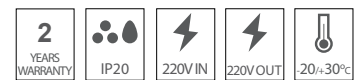


5800100 1 MELODY 162x98x42 WHITE

BELLA 4

GENERAL INFORMATION

VITO electric doorbells are intended for home use, but they can also be used in other areas. BELLA 5 is a wired mechanical doorbell 220V Is made of plastic. Sound: 1 melody, mechanical Ding-Dong. Volume: 80db (non adjustable). Power Consumption:<2W.

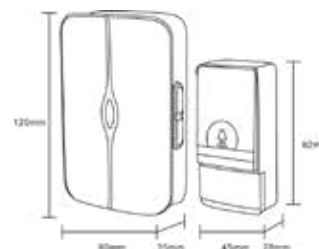


5800110 1 MELODY 162x98x42 WHITE

BELLA 5

GENERAL INFORMATION

BELLA 3 is a kinetic digital wireless doorbell made of ABS. It is equipped with bright LED light indicator. Pairing method: automatic pairing – self-learning.
 Sound: digital 4 chord, 20 melodies.
 Volume: 70-80db (3 steps, low,middle,high).
 A long wireless range of wireless doorbell guarantees clear and smooth communication between the push button and the doorbell itself.
 Working Range: maximum 100m (in open spaces).
 Transmitter Voltage: is self powered by kinetic energy, free of batteries.
 Receiver Voltage: Direct to the plug 110V/220V.
 Available in black mat color.



5800070 20 MELODIES 120x80x35 BLACK

BELLA 3

GENERAL INFORMATION

BELLA 2 is a digital wireless doorbell made of ABS. It is equipped with bright LED light indicator. Strong Anti-jamming system, unique code to avoid false trigger. Pairing method: automatic pairing – self-learning.
 Sound: digital 4 chord, 20 melodies.
 Volume: 70-80db (3 steps, low,middle,high).
 A long wireless range of wireless doorbells guarantees clear and smooth communication between the push button and the doorbell itself. Working Range: maximum 100m (in open spaces). Transmitter Voltage: 12V V23GA battery (included). Receiver Voltage: 4.5V 3xAAA batteries (are not included).
 Available in white with grey color.

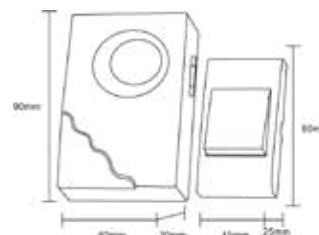


5800060 20 MELODIES 100x60x27 WHITE

BELLA 2

GENERAL INFORMATION

BELLA 1 is a digital wireless doorbell made of ABS.
 Pairing method: automatic pairing – self-learning.
 Share frequency, with no interference from others.
 With bright LED light indicator.
 Sound: 36 melodies.
 Volume: 75dB.
 Transmitter Voltage: 12V V23GA battery (included).
 Receiver Voltage: 3V 2xAAA batteries (are not included).
 Working Range: 80m (in open spaces).
 Available in white with blue color.



5800050 36 MELODIES 90x60x20 WHITE

BELLA 1

GENERAL INFORMATION

BELLA 6 is an intelligent alarm set with separate wireless infrared sensor.
 Volume: 70-80db (3 steps, low,middle,high).
 Sound: 2 melodies.
 Transmitter Voltage: 4.5V DC 3xAAA . (are not included).
 Receiver Voltage: 3V DC 2xAAA (are not included).
 Sensor transmitter: 2 options, 1. stand alone alarm sound, 2. use with the receiver.
 Working frequency: RF 315MHz / 433.92MHz.
 Detection angle: 100° adjustable.
 Detection distance: 3-7m.
 Receiver/Transmitter Range: 130-150m (in open spaces).
 Available in white color.

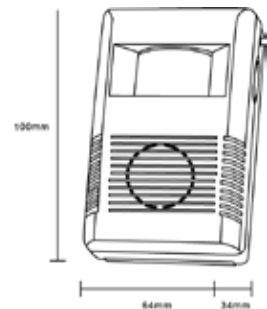


5800080 2 MELODIES 100x55x25 WHITE

BELLA 6

GENERAL INFORMATION

BELLA 7 is an intelligent alarm set with built in infrared sensor.
 Volume: 85db.
 Working Voltage: 4.5V DC 3xAAA (are not included).
 Sensor transmitter: 2 options, 1. play a sound among 36 available melodies, 2. welcome voice.
 Detection angle: 100° adjustable.
 Detection distance: 3-7m.
 Available in white color.



5800090 2 MELODIES 100x64x34 WHITE

BELLA 7

GENERAL INFORMATION

UNI is a family of lampholders E14 & E27 made of plastic with pressed ends.
 DUI is family of lampholders E14 & E27 made of bakelite with screwed ends.
 Max. temperature: 210°C. Housing material: PBT. Max. load: 4A. Voltage: 250V. Available in 2 colors, white and black.



2 YEARS WARRANTY
 E14
 220V
 IP20

UNI-1

7300040 E14 300PCS/BOX WHITE



2 YEARS WARRANTY
 E27
 220V
 IP20

UNI-2

7300020 E14 400PCS/BOX WHITE



2 YEARS WARRANTY
 E14
 220V
 IP20

UNI-3

7300030 E14 500PCS/BOX WHITE

this model include 2 rings



2 YEARS WARRANTY
 E27
 220V
 IP20

UNI-4

7300010 E14 800PCS/BOX WHITE

this model include 2 rings



2 YEARS WARRANTY
 E14
 220V
 IP20

DUI-1

7310030 E14 800PCS/BOX BLACK



2 YEARS WARRANTY
 E27
 220V
 IP20

DUI-2

7310040 E27 400PCS/BOX BLACK



2 YEARS WARRANTY
 E14
 220V
 IP20

DUI-3

7310010 E14 500PCS/BOX BLACK

this model include 2 rings



2 YEARS WARRANTY
 E27
 220V
 IP20

DUI-4

7310020 E27 400PCS/BOX BLACK

this model include 2 rings

GENERAL INFORMATION

TRI is a family of lampholders E14 & E27 made of porcelain.
S is family of starters intended to be used with fluorescent tubes T8 G13.



2 YEARS WARRANTY
E27
220V
IP20

TRI-1

7320050 E27 360PCS/BOX



2 YEARS WARRANTY
E27
220V
IP20

TRI-2

7320040 E27 400PCS/BOX



2 YEARS WARRANTY
E27
220V
IP20

TRI-3

7320030 E27 400PCS/BOX



2 YEARS WARRANTY
E14
220V
IP20

TRI-4

7320020 E14 400PCS/BOX



2 YEARS WARRANTY
GU10
220V
IP20

TRI-1

7320090 GU10 1000PCS/BOX



2 YEARS WARRANTY
MR16
220V
IP20

TRI-2

7320080 MR16 2000PCS/BOX



2 YEARS WARRANTY
GU10
220V
IP20

S2

6400020 GU10 4-22W 1000PCS/BOX



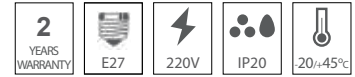
2 YEARS WARRANTY
GU10
220V
IP20

S10

6400010 GU10 4-65W 1000PCS/BOX

GENERAL INFORMATION

PENDO 1 is a pendant set of bulb base, with terminal box and cable.
 Cable length: 20cm.
 Max. temperature: 210°C.
 Housing material: PBT.
 Max. load: 4A.
 Voltage: 250V.
 Cable cross-section: 2x0,75mm².
 Cable type: H03VV-F.
 100pcs in a box.
 Available in 2 colors, white and black.



7300081	4A	Φ37x59x250mm	WHITE
7300080	4A	Φ37x59x250mm	BLACK

PENDO 1

GENERAL INFORMATION

PENDO 2 is a pendant set of bulb base, with cable and rozete.
 Cable length: 65cm.
 Max. temperature: 210°C.
 Housing material: PBT.
 Max. load: 4A.
 Voltage: 250V.
 Cable cross-section: 2x0,75mm².
 Cable type: H03VV-F.
 100pcs in a box.
 Available in 2 colors, white and black.




7300200	4A	Φ37x70x650mm	WHITE
7300210	4A	Φ37x70x650mm	BLACK

PENDO 2

GENERAL INFORMATION

PENDO 3 is a pendant set of E27 bulb base, with rozete and plastic pipe.
 Pipe length: 20cm.
 Max. temperature: 210°C.
 Housing material: PBT.
 Max. load: 4A.
 Voltage: 250V.
 Cable cross-section: 2x0,75mm².
 Cable type: H03VV-F.
 50pcs in a box.
 Available in white color.



7300190	4A	Φ37x59x250mm	WHITE
---------	----	--------------	-------

PENDO 3

GENERAL INFORMATION

VITEZ XS is a pendant fixture with rozete and cable.
 Cable length: 65cm.
 Housing material: PE.
 Max. load: 4A.
 Voltage: 250V.
 Cable cross-section: 2x0,75mm².
 Cable type: H03VV-F.
 16pcs in a box.
 Available in 2 colors, white and black.



4102550	4A	Φ205x180x650mm	WHITE
4102560	4A	Φ205x180x650mm	BLACK



VITEZ XS

GENERAL INFORMATION

VITEZ XM is a pendant fixture with rozete and cable.
 Cable length: 65cm.
 Housing material: PE.
 Max. load: 4A.
 Voltage: 250V.
 Cable cross-section: 2x0,75mm².
 Cable type: H03VV-F.
 16pcs in a box.
 Available in 2 colors, white and black.




4102620	4A	Φ205x180x650mm	GREEN
4102640	4A	Φ205x180x650mm	YELLOW
4102580	4A	Φ205x180x650mm	WHITE
4102590	4A	Φ205x180x650mm	BLACK



VITEZ XM

GENERAL INFORMATION

STRING 10 is a garland system of lighting made of PVC.
It has a protection class of IP44 which means it can be used for outdoor purposes too.
Can transform gardens, verandas or terraces into cozy space for having fun & relax.
The String is interconnected and you can create lines of lighting with only one plug.
It consisted of 10+3m, 3x0.75mm², of cable and 10 base holders E27.
Distance between base holders is 1m.
Lighting sources are not included.
Maximum wattage of led bulbs 60W.




7300170 10xE27 10m

STRING 10

GENERAL INFORMATION

STRING-15 is a garland system of lighting made of PVC.
It has a protection class of IP44 which means it can be used for outdoor purposes too.
Can transform gardens, verandas or terraces into cozy space for having fun & relax.
The String is interconnected and you can create lines of lighting with only one plug.
It consisted of 15+3m, 3x0.75mm², of cable and 15 base holders E27.
Distance between base holders is 1m.
Lighting sources are not included.
Maximum wattage of led bulbs 60W.



7300180 15xE27 15m

STRING 15



GENERAL INFORMATION

CANYON 1212 is a cable trunk which is made of PVC UL94,VOM1 and with max.load capacity 1.7kg.
It is produced in white color (RAL 9010), with UV protection film and can be painted at any color.
Can resist temperatures up to 960°C.
Operating temperature: -25 / +65°C.Resistant to UV radiation. Impact Resistance: 0.5Joule.
Is packed in carton box and minimum order quantity is 1 box.



8000020 12x12x2000mm 252 M/BOX WHITE

CANYON 1212

GENERAL INFORMATION

CANYON 1510 is a cable trunk which is made of PVC UL94,VOM1 and with max.load capacity 1.75kg.
It is produced in white color (RAL 9010), with UV protection film and can be painted at any color.
Can resist temperatures up to 960°C.
Operating temperature: -25 / +65°C.Resistant to UV radiation. Impact Resistance: 0.5Joule.
Is packed in carton box and minimum order quantity is 1 box.



8000030 15x10x2000mm 240 M/BOX WHITE

CANYON 1510

GENERAL INFORMATION

CANYON 1616 is a cable trunk which is made of PVC UL94,VOM1 and with max.load capacity 2.5kg.
It is produced in white color (RAL 9010), with UV protection film and can be painted at any color.
Can resist temperatures up to 960°C.
Operating temperature: -25 / +65°C.Resistant to UV radiation. Impact Resistance: 0.5Joule.
Is packed in carton box and minimum order quantity is 1 box.



8000040 16x16x2000mm 266 M/BOX WHITE

CANYON 1616

GENERAL INFORMATION

CANYON 2010 is a cable trunk which is made of PVC UL94,VOM1 and with max.load capacity 2.5kg.
It is produced in white color (RAL 9010), with UV protection film and can be painted at any color.
Can resist temperatures up to 960°C.
Operating temperature: -25 / +65°C.Resistant to UV radiation. Impact Resistance: 0.5Joule.
Is packed in carton box and minimum order quantity is a box.



8000050 20x10x2000mm 198 M/BOX WHITE

CANYON 2010

GENERAL INFORMATION

CANYON 2516 is a cable trunk which is made of PVC UL94,VOM1 and with max.load capacity 2.9kg.
It is produced in white color (RAL 9010), with UV protection film and can be painted at any color.
Can resist temperatures up to 960°C.
Operating temperature: -25 / +65°C.Resistant to UV radiation. Impact Resistance: 0.5Joule.
Is packed in carton box and minimum order quantity is 1 box.



8000060 25x16x2000mm 168 M/BOX WHITE

CANYON 2516

GENERAL INFORMATION

CANYON 2525 is a cable trunk which is made of PVC UL94,VOM1 and with max.load capacity 4.4kg.
It is produced in white color (RAL 9010), with UV protection film and can be painted at any color.
Can resist temperatures up to 960°C.
Operating temperature: -25 / +65°C.Resistant to UV radiation. Impact Resistance: 0.5Joule.
Is packed in carton box and minimum order quantity is 1 box.



8000070 25x25x2000mm 130 M/BOX WHITE

CANYON 2525

GENERAL INFORMATION

CANYON 4016 is a cable trunk which is made of PVC UL94,VOM1 and with max.load capacity 4.7kg.
It is produced in white color (RAL 9010), with UV protection film and can be painted at any color.
Can resist temperatures up to 960°C.
Operating temperature: -25 / +65°C.Resistant to UV radiation. Impact Resistance: 0.5Joule.
Is packed in carton box and minimum order quantity is 1 box.

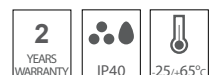


8000090 40x16x2000mm 98 M/BOX WHITE

CANYON 4016

GENERAL INFORMATION

CANYON 4025 is a cable trunk which is made of PVC UL94,VOM1 and with max.load capacity 5.8kg.
It is produced in white color (RAL 9010), with UV protection film and can be painted at any color.
Can resist temperatures up to 960°C.
Operating temperature: -25 / +65°C.Resistant to UV radiation. Impact Resistance: 0.5Joule.
Is packed in carton box and minimum order quantity is a box.



8000100 40x25x2000mm 80 M/BOX WHITE

CANYON 4025

GENERAL INFORMATION

CANYON 4040 is a cable trunk which is made of PVC UL94,VOM1 and with max.load capacity 7kg.
It is produced in white color (RAL 9010), with UV protection film and can be painted at any color.
Can resist temperatures up to 960°C.
Operating temperature: -25 / +65°C.Resistant to UV radiation. Impact Resistance: 0.5Joule.
Is packed in carton box and minimum order quantity is 1 box.

8000110 40x40x2000mm 72 M/BOX WHITE



CANYON 4040

GENERAL INFORMATION

CANYON 6040 is a cable trunk which is made of PVC UL94,VOM1 and with max.load capacity 10.5kg.
It is produced in white color (RAL 9010), with UV protection film and can be painted at any color.
Can resist temperatures up to 960°C.
Operating temperature: -25 / +65°C.Resistant to UV radiation. Impact Resistance: 0.5Joule.
Is packed in carton box and minimum order quantity is 1 box.

8000120 60x40x2000mm 48 M/BOX WHITE



CANYON 6040

GENERAL INFORMATION

CANYON 6060 is a cable trunk which is made of PVC UL94,VOM1 and with max.load capacity 12.4kg.
It is produced in white color (RAL 9010), with UV protection film and can be painted at any color.
Can resist temperatures up to 960°C.
Operating temperature: -25 / +65°C.Resistant to UV radiation. Impact Resistance: 0.5Joule.
Is packed in carton box and minimum order quantity is 1 box.

8000130 60x60x2000mm 40 M/BOX WHITE



CANYON 6060

GENERAL INFORMATION

CANYON 8040 is a cable trunk which is made of PVC UL94,VOM1 and with max.load capacity 12.7kg.
It is produced in white color (RAL 9010), with UV protection film and can be painted at any color.
Can resist temperatures up to 960°C.
Operating temperature: -25 / +65°C.Resistant to UV radiation. Impact Resistance: 0.5Joule.
Is packed in carton box and minimum order quantity is a box.

8000140 80x40x2000mm 28 M/BOX WHITE



CANYON 8040

CABLE TRUNKS
WITHOUT ADHESIVE TAPE

GENERAL INFORMATION

CANYON 10040 is a cable trunk which is made of PVC UL94,VOM1 and with max.load capacity 17.3kg.
It is produced in white color (RAL 9010), with UV protection film and can be painted at any color.
Can resist temperatures up to 960°C.
Operating temperature: -25 / +65°C.Resistant to UV radiation. Impact Resistance: 0.5Joule.
Is packed in carton box and minimum order quantity is 1 box.



8000160 100x40x2000mm 16 M/BOX WHITE

CANYON 10040

GENERAL INFORMATION

CANYON 10060 is a cable trunk which is made of PVC UL94,VOM1 and with max.load capacity 20.3kg.
It is produced in white color (RAL 9010), with UV protection film and can be painted at any color.
Can resist temperatures up to 960°C.
Operating temperature: -25 / +65°C.Resistant to UV radiation. Impact Resistance: 0.5Joule.
Is packed in carton box and minimum order quantity is 1 box.



8000170 100x60x2000mm 24 M/BOX WHITE

CANYON 10060

CABLE TRUNKS
WITH ADHESIVE TAPE

GENERAL INFORMATION

CANYON A1212 is a cable trunk which is made of PVC UL94,VOM1 and with max.load capacity 1.7kg. Is equiped with high quality adhesive tape. It is produced in white color (RAL 9010), with UV protection film and can be painted at any color.
Can resist temperatures up to 960°C.
Operating temperature: -25 / +65°C.Resistant to UV radiation. Impact Resistance: 0.5Joule. Is packed in carton box and minimum order quantity is 1 box.




8000190	12x12x2000mm	252 M/BOX	WHITE
8000470	12x12x2000mm	252 M/BOX	BLACK

CANYON A1212

GENERAL INFORMATION

CANYON A1510 is a cable trunk which is made of PVC UL94,VOM1 and with max.load capacity 1.75kg. Is equiped with high quality adhesive tape. It is produced in white color (RAL 9010), with UV protection film and can be painted at any color.
Can resist temperatures up to 960°C.
Operating temperature: -25 / +65°C.Resistant to UV radiation. Impact Resistance: 0.5Joule. Is packed in carton box and minimum order quantity is 1 box.




8000200	15x10x2000mm	240 M/BOX	WHITE
8000480	15x10x2000mm	240 M/BOX	BLACK

CANYON A1510

GENERAL INFORMATION

CANYON A1616 is a cable trunk which is made of PVC UL94,VOM1 and with max.load capacity 2.5kg. It is produced in white color (RAL 9010), with UV protection film and can be painted at any color.
Can resist temperatures up to 960°C.
Operating temperature: -25 / +65°C.Resistant to UV radiation. Impact Resistance: 0.5Joule. Is packed in carton box and minimum order quantity is 1 box.



8000210	16x16x2000mm	266 M/BOX	WHITE
8000490	16x16x2000mm	266 M/BOX	BLACK

CANYON A1616

GENERAL INFORMATION

CANYON A2010 is a cable trunk which is made of PVC UL94,VOM1 and with max.load capacity 2.5kg. Is equiped with high quality adhesive tape.It is produced in white color (RAL 9010), with UV protection film and can be painted at any color.
Can resist temperatures up to 960°C.
Operating temperature: -25 / +65°C.Resistant to UV radiation. Impact Resistance: 0.5Joule. Is packed in carton box and minimum order quantity is a box.



8000220	20x10x2000mm	198 M/BOX	WHITE
---------	--------------	-----------	-------

CANYON A2010

CABLE TRUNKS
WITH ADHESIVE TAPE

GENERAL INFORMATION

CANYON A2516 is a cable trunk which is made of PVC UL94,VOM1 and with max.load capacity 2.9kg. Is equipped with high quality adhesive tape. It is produced in white color (RAL 9010), with UV protection film and can be painted at any color.
Can resist temperatures up to 960°C.
Operating temperature: -25 / +65°C.Resistant to UV radiation. Impact Resistance: 0.5Joule. Is packed in carton box and minimum order quantity is 1 box.

8000230 25x16x2000mm 168 M/BOX WHITE




CANYON A2516

GENERAL INFORMATION

CANYON A2525 is a cable trunk which is made of PVC UL94,VOM1 and with max.load capacity 4.4kg. Is equipped with high quality adhesive tape.It is produced in white color (RAL 9010), with UV protection film and can be painted at any color.
Can resist temperatures up to 960°C.
Operating temperature: -25 / +65°C.Resistant to UV radiation. Impact Resistance: 0.5Joule. Is packed in carton box and minimum order quantity is 1 box.

8000240 25x25x2000mm 130 M/BOX WHITE



CANYON A2525

GENERAL INFORMATION

CANYON A4016 is a cable trunk which is made of PVC UL94,VOM1 and with max.load capacity 4.7kg. Is equipped with high quality adhesive tape.It is produced in white color (RAL 9010), with UV protection film and can be painted at any color.
Can resist temperatures up to 960°C.
Operating temperature: -25 / +65°C.Resistant to UV radiation. Impact Resistance: 0.5Joule. Is packed in carton box and minimum order quantity is 1 box.

8000260 40x16x2000mm 98 M/BOX WHITE

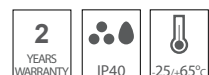



CANYON A4016

GENERAL INFORMATION

CANYON A4025 is a cable trunk which is made of PVC UL94,VOM1 and with max.load capacity 5.8kg. Is equipped with high quality adhesive tape. It is produced in white color (RAL 9010), with UV protection film and can be painted at any color.
Can resist temperatures up to 960°C.
Operating temperature: -25 / +65°C.Resistant to UV radiation. Impact Resistance: 0.5Joule. Is packed in carton box and minimum order quantity is a box.

8000270 40x25x2000mm 80 M/BOX WHITE




CANYON A4025

CABLE TRUNKS
WITH ADHESIVE TAPE

GENERAL INFORMATION

CANYON A4040 is a cable trunk which is made of PVC UL94,VOM1 and with max. load capacity 7kg. Is equipped with high quality adhesive tape. It is produced in white color (RAL 9010), with UV protection film and can be painted at any color.
Can resist temperatures up to 960°C.
Operating temperature: -25 / +65°C. Resistant to UV radiation. Impact Resistance: 0.5Joule.
Is packed in carton box and minimum order quantity is 1 box.

8000280 40x40x2000mm 72 M/BOX WHITE

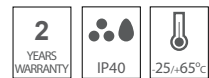


CANYON A4040

GENERAL INFORMATION

CANYON A6040 is a cable trunk which is made of PVC UL94,VOM1 and with max. load capacity 10.5kg. Is equipped with high quality adhesive tape. It is produced in white color (RAL 9010), with UV protection film and can be painted at any color.
Can resist temperatures up to 960°C.
Operating temperature: -25 / +65°C. Resistant to UV radiation. Impact Resistance: 0.5Joule.
Is packed in carton box and minimum order quantity is 1 box.

8000450 60x40x2000mm 48 M/BOX GREY




CANYON A6040

GENERAL INFORMATION

CANYON 2012 FG is a cable trunk which is made of PVC UL94,VOM1 and with max. load capacity 263kg. It is produced in grey RAL7035. Shock-proof, high resistance to crushing. Easy install. Paintable. Different compartments for electric, telephone and data transmission separately.
Resistant to acids, oils and greases.
Non-conductive. - Non flammable.
Is packed in carton box and minimum order quantity is 1 box.

8010020 50x12x2000mm 50 M/BOX GREY




CANYON 5012 FG

GENERAL INFORMATION

CANYON 2012 FG is a cable trunk which is made of PVC UL94,VOM1 and with max. load capacity 263kg. It is produced in grey RAL7035. Is equipped with high quality adhesive tape. Shock-proof, high resistance to crushing. Easy install. Paintable. Different compartments for electric, telephone and data transmission separately.
Resistant to acids, oils and greases.
Non-conductive. - Non flammable.
Is packed in carton box and minimum order quantity is 1 box.

8010080 50x12x2000mm 50 M/BOX GREY



CANYON A5012 FG

lighting

lighting & electrical catalog

VITO EUROPE
102 Iztochna Tangenta str. 4th Floor,
1528, Sofia/Bulgaria
Phone: +359 2 4341575
E-mail: info@vitoeurope.com
www.vitolighting.com

vito[®]
all about lighting